

RENCANA PELAKSANAAN PEMBELAJARAN DARING

Nama Sekolah	: SMA Muhammadiyah 10	Kelas/Semester	: X / Ganjil
Mata Pelajaran	: Bahasa Inggris	Tahun Ajaran	: 2020-2021
Materi	: Teks Deskriptif KD 3.4 & 4.4	Alokasi Waktu	: 6 x 45 menit

Indikator	
<ul style="list-style-type: none"> Mengidentifikasi fungsi sosial beberapa teks deskriptif lisan dan tulis dengan memberi dan meminta informasi terkait tempat wisata dan bangunan bersejarah terkenal, pendek dan sederhana, sesuai dengan konteks penggunaannya Menganalisis dan menyusun teks deskriptif secara lisan dan tulis dengan memberi dan meminta informasi terkait tempat wisata dan bangunan bersejarah terkenal, pendek dan sederhana, sesuai dengan konteks penggunaannya 	
Tujuan Pembelajaran	
<ol style="list-style-type: none"> 1. Melalui pembelajaran jarak jauh dengan menggunakan LMS (SMAMX ONLINE) dan Virtual Meeting (via zoom), peserta didik dapat menganalisis dan membedakan fungsi sosial dan struktur teks beberapa teks deskriptif lisan dan tulis dengan memberi dan meminta informasi terkait tempat bersejarah atau terkenal di sekitar lingkungan/daerah tempat tinggal siswa, pendek dan sederhana, sesuai dengan konteks penggunaannya 2. Melalui pembelajaran jarak jauh dengan menggunakan LMS (SMAMX ONLINE) dan Virtual Meeting (via zoom), peserta didik dapat menganalisis unsur kebahasaan (simple present tense dan action verbs) beberapa teks deskriptif lisan dan tulis dengan memberi dan meminta informasi terkait tempat bersejarah atau terkenal di sekitar lingkungan/daerah tempat tinggal siswa, pendek dan sederhana, sesuai dengan konteks penggunaannya. 3. Melalui pembelajaran jarak jauh dengan menggunakan LMS (SMAMX ONLINE) dan Virtual Meeting (via zoom), peserta didik dapat menyusun teks deskripsi tulis dan lisan dengan sederhana, terkait tempat bersejarah atau terkenal di sekitar lingkungan/tempat tinggal siswa, dengan memperhatikan fungsi sosial, struktur teks, dan unsur kebahasaan secara benar dan sesuai konteks 	
Kegiatan Pembelajaran	
Pendahuluan	<ul style="list-style-type: none"> Peserta didik merespons salam dan sapaan guru melalui Zoom Peserta didik mengisi presensi kehadiran melalui <i>E-Refleksi Smamx Online</i> Berdoa Terlebih dahulu, dilakukan melalui Zoom Guru memberikan apersepsi terkait materi dan kebermanfaatannya dalam kehidupan sehari-hari melalui Zoom Guru merefleksi ingatan siswa terkait materi sebelumnya dan sharing tentang keadaan siswa
Inti	
Pertemuan Pertama	<ul style="list-style-type: none"> Peserta didik menganalisis & memberikan gambaran secara sederhana video tentang descriptive teks yang sudah dikirim di E- Learning <i>SmamX Online</i> dua hari sebelumnya. Peserta didik dipandu guru terkait hasil analisis dan menyimak materi tentang descriptive teks lewat <i>PPT</i> yang sudah di upload di <i>SmamX online</i> Peserta didik bermain dan menjawab tantangan di Quiz online terkait materi descriptive teks yang sudah guru siapkan di <i>LKPD Digital SmamX online</i>
Pertemuan kedua	<ul style="list-style-type: none"> Peserta didik mereview kembali tentang quiz atau games yang sudah dilakukan di LKPD Digital smamX Peserta didik mencermati penyajian materi (How to construct a description text) oleh guru dalam bentuk presentation slide (Observing) Siswa melakukan tanya jawab dan diskusi terhadap materi yang baru saja disajikan dibawa bimbingan guru (Questioning) Guru mengingatkan siswa untuk membaca materi tambahan di LMS dan mengerjakan tugas yang ada di dalam LMS: Menyusun dan merekam draft teks deskripsi tulis dan lisan yang sederhana tentang orang, tempat wisata atau tempat terkenal di sekitar lingkungan/daerah tempat tinggal siswa (Problem Solving & Communication)

Pertemuan Ketiga	<ul style="list-style-type: none"> • Peserta didik mereview kembali materi dan tugas yang diberikan oleh guru pada pertemuan kedua • Peserta didik melakukan analisis dan presentasi terhadap tugas yang sudah dikerjakan (dipandu oleh guru dalam forum via Zoom) • Peserta didik menyimak refleksi guru terhadap tugas yang sudah mereka kerjakan 	
Penutup		
Refleksi dan Konfirmasi	<ul style="list-style-type: none"> • Siswa melakukan refleksi terhadap materi. Guru memberikan penguatan. Siswa melengkapi refleksi dalam chat di forum discussion SmamX online atau zoom • Guru memberikan umpan balik terhadap proses dan hasil pembelajaran, disampaikan melalui forum diskusi yang terdapat pada LMS • Salah satu peserta didik memimpin doa untuk mengakhiri pelajaran • Guru menutup pelajaran dengan mengucapkan salam. 	
Penilaian		
Sikap	Pengetahuan	Keterampilan
Melalui pengamatan tentang : <ul style="list-style-type: none"> • disiplin waktu dalam melaksanakan kegiatan pembelajaran dan mengumpulkan hasil pembelajaran. • bertanggung jawab dalam melaporkan hasil pembelajaran. 	Penugasan berupa LKPD terkait soal mengenai isi teks.	Penugasan praktik terkait : <ul style="list-style-type: none"> • Menulis teks deskripsi tentang person, tempat terkenal dan bersejarah di Surabaya (Siswa boleh memilih sesuai dengan keinginannya) • Merekam lewat video atau voice recording tugas descriptive teks yang sudah ditulis..

Surabaya, 10 September 2020

Mengetahui,

Kepala SMA Muhammadiyah 10

(Sударusman, ST)

Guru Mata Pelajaran

(Iwan Vidiyanto, S.Pd)

Lampiran 1

Bahan Ajar

- E Book & E Modul di LMS **SMAMX online** dengan link nya simpellink.com/smamxonline
- LKPD berbentuk quiz dan google form yang sudah terintegrasi di LMS SMAMX online
- Video Youtube, PPT dan PDF yang sudah ada di SMAMX online

Lampiran 2

LMS SMA Muhammadiyah 10 yang diberi nama SMAMX ONLINE link nya simpellink.com/smamxonline Digunakan siswa untuk presensi kehadiran, akses E- modul, E-Library, LKPD Digital, Diskusi dan Tugas semua terintegrasi jadi satu.



EnglishCLUB LEARN TEACH MYEG STORE

JOIN Forums Grammar Vocab Pronunciation Listen Speak Read Write Guest 7 Secrets More...

EnglishClub : Learn English : ESL Games : Grammar : Adjectives : Order

Adjective Order Game 1.1

Instructions: Drag the words onto the yellow bar in the right order ↘

ball a small white

Check Hint Reset


Next Game →

CONTOH LKPD DIGITAL

BAHASA INGGRIS 1 SMAMX

Akses Link

simpellink.com/smamxonline



EXERCISE - ADJECTIVE ORDER

* Wajib

FULL NAME *

Jawaban Anda

CLASS *

X MIA-1 PUTRA

X MIA-2 PUTRA

X MIA-3 PUTRA

X IIS-1 PUTRA

X IIS-2 PUTRA

E LEARNING SEKOLAH PRESTASI

Adjective Phrase

INSTRUKSI HARI INI:

1. Silakan baca dan pahami materi yang ada di bagian "MATERI & GAMES - ADJECTIVE ORDER"
2. Jika sudah selesai membaca dan memahami penjelasan materi yang ada, silakan pilih dan coba mainkan GAMES yang sudah tersedia untuk mengecek pemahamanmu tentang materi ini. Untuk games ini tidak wajib, jadi boleh coba memainkan, boleh tidak. Karena games ini hanya digunakan agar kalian bisa melihat sejauh mana kemampuan kalian dalam Adjective Order secara mandiri sebelum mengerjakan soal yang sesungguhnya.
3. Setelah semua langkah diatas sudah kalian lakukan, silakan pilih "LATIHAN - Adjective Order" (WAJIB DIKERJAKAN) untuk melihat hasil belajarmu. Selesaikan semua soalnya dan silakan lihat berapa nilaimu.
4. Jika semua langkah diatas sudah kalian lakukan, berarti E-Learning hari ini sudah selesai.

TUGAS DAN E BOOK Edit

Materi & Games - Adjective Order Edit

LATHAN - Adjective Order Edit

MATERI PPT Edit

+ Add an activity or resource

MATERI DAN LKPD DI SMAMX ONLINE

What is the Text about?

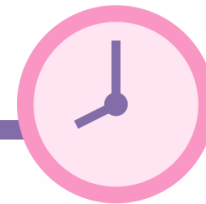
Descriptive Text is a text which says what a person or a thing is like. Its purpose is to describe and reveal a particular person, place, or thing.

- It can be said that this descriptive text is a text that explains about whether a person or an object is like, whether its form, its properties, its amount and others.



Descriptive text has structure as below:

- Identification : contains about the introduction of a person, place, animal or object will be described.
- Description: contains a description of something such as animal, things, place or person by describing its features, forms, colors, or anything related to what the writer describe.



Generic Structure of Descriptive Text



Note!

- The use of the adjective (an adjective) to clarify the noun, for example: a beautiful beach, a handsome man, the famous place in jepara, etc.
- The use of simple present tense: The sentence pattern used is simple present because it tells the fact of the object described.



Learn this table Carefully

Sometimes we use more than one adjective to describe something. We can use both fact adjectives and opinion adjectives. Opinion adjectives go before fact adjectives. When there are two or more adjectives, we put a comma between the adjectives.

Article	Opinion	Fact	Noun
A	Beautiful,	Silky	dress
An	Interesting,	Young	Lady
an	Expensive,	Large, round, wooden	Table

Sometimes we use two or more fact adjectives. We put fact adjectives in this order.

Determiner	Opinion	Fact						Noun	
		Size	Age	Shape	Colour	Origin	Material		Purpose
A	Beautifu,		Old,		Yellow,	Germany			car
the		Small,		Rectangular,			Wooden,	dining	table



ACTIVITY 1. BUILDING KNOWLEDGE OF THE FIELD

World Famous Place and Structures

Task 1. Write the name of these famous places and Structures. What country are they in?



National Monument
Borobudur Temple
Statue of Liberty

Prambanan Temple
Mount Fuji
Tanah Lot

Opera House
Eiffel Tower
Pyramid

- Do you know the historical places in the picture above? Mention it!
- Do you know the iconic places of the city in the picture above? Mention it!

Vocabulary

The following adjectives are commonly used to describe places, climates, etc. Try to understand the meaning and the pronunciation!

Words	Pronunciation
amazing	/ə'meɪzɪŋ/
ancient	/'eɪnʃ(ə)nt/

Words	Pronunciation
interesting	/'ɪnt(ə)rɪstɪŋ/
large	/'lɑ:dʒ/

attractive	/ə'træktɪv/
beautiful	/'bjʊ:tɪf(ə)l/
clean	/kli:n/
cultural	/'kʌltʃ(ə)r(ə)l/
enjoyable	/ɪn'dʒɔɪəb(ə)l/
excellent	/'eks(ə)l(ə)nt/
exciting	/ɪk'saɪtɪŋ/
fabulous	/'fæbjʊləs/
fantastic	/'fæn'tæstɪk/
fascinating	/'fæsɪneɪtɪŋ/
great	/greɪt/
huge	/hju:dʒ/
incredible	/ɪn'krɛdɪb(ə)l/

magnificent	mag'nɪfɪs(ə)nt/
marvelous	/'mɑ:v(ə)ləs/
metropolitan	/mɛtrə'pɒlɪt(ə)n/
modern	/'mɒd(ə)n/
popular	/'pɒpjələ/
quiet	/'kwɪɪət/
scenic	/'si:nɪk/
spacious	/'speɪʃəs/
traditional	/trə'dɪʃ(ə)n(ə)l/
unique	/'ju:'ni:k/
vast	/'vɑ:st/
wide	/'waɪd/
wonderful	/'wʌndəf(ə)l/

Task 2. Think of your favorite place from the picture. In a piece of paper, write down why you like it and mention some adjectives to describe it.

Example:

My favorite place is Bali Island. I like it because it is beautiful, has strong traditions, and has friendly people.

Put your writing in this table!

In my mind

Identification	
Description	





ACTIVITY 2. MODELLING OF THE TEXT

Task 3. In a pairs, read the following text and analyze the social function, text organization, and language feature of the text.

The Borobudur Temple

Borobudur is a Buddhist temple built by the Syailendra Dynasty in the 9th century. It is located at Magelang, Central Java. The temple is famous all around the world. For hundreds of years, it had been buried under volcanic ash and vegetation, until its discovery in the 1800s.

Influenced by Indian Gupta architecture, Borobudur temple stands on a hill-like construction with eight stone terraces. The first five are square, surrounded by walls with Buddhist reliefs. The upper three are round. Each of these terraces has bell-shaped stupas.

A large stupa crowns the entire edifice at the center of the top circle. Passages and stairways stretch out 4,8km to the peak. Borobudur temple's architecture is similar to that of the temples at Angkor, Cambodia. They form mountain-like structures that symbolize the structure of the universe.

Borobudur temple, rededicated as a national monument in 1983, is a treasure for nation.

Social Function

.....
.....

Identification that give the information of where and when the building was built is in paragraph

.....

Description in paragraph

.....

What tenses are used in this text?

.....

Answer the following questions.

1. What does the text tell you about?
2. What is the purpose of the text?
3. Does the text use adjectives? Mention them.
4. What tenses that is used in the text?

Task 4. Read the following Text and answer the questions below.

Stonehenge



<http://www.english-heritage.org.uk>

People visit Salisbury Plain in Southern England to see Stonehenge, one of the great mysteries of the world. Thirty tall stones stand in a circle. Some are 50.000 kilos. Nature didn't put the stones there. People started to build this ancient circle 4.500 years ago. There are different groups of people worked 1.800 years to build this ancient circle.

Some people think the stones came from a place almost 400 kilometers away. No one is sure how those heavy stones came to Salisbury Plain. No one knows the purpose of Stonehenge either. Some say it is a religious place. Others say it is a type of calendar. As the sun passes, the stones make shadows. The shadows are long in summer and short builder used Stonehenge to follow the seasons. Will we ever have answer to the ancient mysteries of Stonehenge?

Adopted from: Forward for Vocational High School Grade X

Answer the questions

1. What is stonehenge?
2. How old is Stonehenge?
3. How long did it take to build Stonehenge?
4. How many stones stand in the circle?
5. Where is it place?

TASK 5. In pairs, Classify and write the differences and the similarities of these two texts in TASK 3 and 4.

	Borobudur Temple	Stonehenge
<u>PURPOSE</u> • What is the text about?		
<u>IDENTIFICATION</u> • What information that explain in the text? • Where is the location?		
<u>DESCRIPTION</u> • What does building or the place look like? • What can we find there? • What is the function of the building or the place?		

Begin your writing like this to show the similarities and the difference. Then, complete by your own words that you get from analysis of the text.

Both Borobudur Temple and Stonehenge are historical place.

.....

.....

.....

.....

.....

.....

.....

TASK 6. Read the text. Fill in the blanks with suitable words.

The statue (1).....Liberty, officially named the Statue of Liberty Enlightening the World, sits (2) the 12-acre Liberty Island (3) New York Harbor. This national (4)..... , along with Ellis Island, has (5) freedom from tyranny, financial hardship, and suffering for many immigrants since the late 1800s. The French (6) the Statue of Liberty to the United States as a gift to mark the centennial of the American Declaration of Independence. The Statue of Liberty looks like a tiny (7)when viewed from Brooklyn Bridge; however at close range, it is an impressive (8) in the New York Harbor. From pedestal to tip, the 225-ton (450.000 pound) statue is 305 feet, 6 inches, with the face measuring more than 8 feet tall. There are 154 steps from the pedestal to the head, and the figure has a 35-foot waistline. The (9) reads JULY IV MDCCLXXVI (July 4, 1776). The Statue of Liberty’s green coloring occurs because of the weather’s effect on copper. In 1986, the copper torch was replaced by torch overlaid with 24-(10)gold.

on	monument	tablet
of	figure	figure
in	represented	
gave	carat	


TASK 7. Match the words with their definitions based on the text in TASK 4.

No.	Vocabularies	Definitions
1.	Stone	a. Very old
2.	Shadow	b. Many kilos
3.	Ancient	c. Something that shows the months of the year
4.	Builder	d. The power of the Earth, not of the people
5.	Heavy	e. A person who build things
6.	Season	f. Reason
7.	Heavy	g. Quality of being difficult to understand
8.	Nature	h. Rock
9.	Religious	i. About faith, worship
10.	Purpose	j. A dark area

TASK 8. Listen to the recording. Choose T if a statement is TRUE and choose F if a statement is FALSE.

STATEMENT	TRUE/FALSE
-----------	------------

1. Yellowstone is not like any other place on earth. The speaker calls Yellowstone a unique place
2. Yellowstone built on a sleeping volcano that make it is different from any other place
3. There is a little chance it could erupt
4. Earthquake that often hits this place because of the volcanic activity in Yellow stone
5. The lake containing hot liquid rock under the ground is about six kilometers wide



TASK 9. Listen to the recording and fill in the blanks correctly.

Taman Mini Indonesia Indah



http://www.tamanmini.com/pesona_indonesia/

Taman Mini Indonesia Indah (literally Beautiful Indonesia Miniature Park) is located in East Jakarta, Indonesia. It is a cultural (1) park. The area of the park covers about (2)or (3) the park exhibits (4)from all the provinces in Indonesia. They are shown in (5)..... , including the collections of traditional costumes, dances, and (6)..... and aspects of daily life in Indonesia. In (7)..... the park , there is a lake with a miniature of the archipelago. We can (8)of the archipelago clearly from above by using cable cars. The Keong Mas imax cinema is another recreational facility in taman mini indonesia indah. It is called Keong Mas due to its unique (9) structure. The building resembles the opera house in sydney, australia, making the park one of the most (10) in Jakarta.

Adapted from: Forward for Vocational High School Grade X

Task 10. Answer the questions.

1. What is the purpose of the text?
2. What are in the pavilions?
3. Describe Taman Mini Indah in Five words!
4. Where is Taman Mini Indonesia Indah located?
5. How can we see the views of the archipelago clearly?
6. Based on the text, how big is Taman Mini Indonesia Indah?
7. It is a cultural recreational park. The underlined word refers to....
8. The park exhibits Indonesian cultures from all the provinces in Indonesia. What does the underlined word mean?
9. there is a lake with a miniature of the archipelago.

The word “archipelago” in line 6 is closest in meaning to....

10. According to the text, we may conclude that Taman Mini Indonesia Indah is suitable for whom?