

**RENCANA PELAKSANAAN PEMBELAJARAN (RPP)**  
**TAHUN PELAJARAN 2020/2021**

Nama Guru Pembuat : PERONIKA JUNIARISKA  
 Nama Sekolah : SMP Negeri 1 Ketungau Tengah  
 Email : [Peronika.juniariska@gmail.com](mailto:Peronika.juniariska@gmail.com)  
 Mata Pelajaran : Bahasa Inggris  
 Jenjang : SMP  
 Kelas/ Semester : VII / 2  
 Topik/Thema : **Descriptive Text/What is does look like?**

**A. KOMPETENSI INTI**

3. Memahami, menerapkan, dan menganalisis pengetahuan faktual, konseptual, prosedural, dan metakognitif berdasarkan rasa ingin tahunya tentang ilmu pengetahuan, teknologi, seni, budaya, dan humaniora dengan wawasan kemanusiaan, kebangsaan, kenegaraan, dan peradaban terkait penyebab fenomena dan kejadian, serta menerapkan pengetahuan prosedural pada bidang kajian yang spesifik sesuai dengan bakat dan minatnya untuk memecahkan masalah.
4. Mengolah, menalar, dan menyaji dalam ranah konkret dan ranah abstrak terkait dengan pengembangan dari yang dipelajarinya di sekolah secara mandiri, bertindak secara efektif dan kreatif, serta mampu menggunakan metode sesuai kaidah keilmuan.

**B. KOMPETENSI DASAR**

- 3.7 Membandingkan fungsi sosial, struktur teks dan unsur kebahasaan beberapa teks deskriptif lisan dan tulis dengan memberi dan meminta informasi terkait dengan deskripsi orang, binatang dan benda, sangat pendek dan sederhana sesuai dengan konteks penggunaannya.
- 4.7.2 Menyusun teks deskriptif lisan dan tulis sangat pendek dan sederhana, terkait orang, binatang dan benda, dengan memperhatikan fungsi sosial, struktur teks dan unsur kebahasaan secara benar dan sesuai konteks.

**C. TUJUAN PEMBELAJARAN**

Melalui **pendekatan saintifik** dengan menggunakan model pembelajaran **Discovery Learning**, peserta didik diharapkan terampil:

1. Secara berkelompok, peserta didik membandingkan struktur teks dari 2 teks deskriptif berbeda tentang deskripsi binatang dengan cara melengkapi tabel.
2. Secara mandiri, peserta didik menulis teks deskriptif pendek dan sederhana tentang binatang.
3. Secara mandiri, peserta didik membaca teks deskriptif pendek dan sederhana yang telah disusun tentang binatang.

Sehingga setelah pembelajaran, peserta didik dapat mencapai KKM secara **jujur, percaya diri, kerja sama dan mandiri**.

**D. Langkah-Langkah Kegiatan Pembelajaran**

Pertemuan ke 1

No	Kegiatan/Sintak	Langkah-langkah Pembelajaran	Moda
1	Pendahuluan (10 Menit)	Salam, absensi, apersepsi, tujuan pembelajaran, dan cakupan materi.	Google Meeting
	Inti (60 Menit) <b>Stimulation</b>	<ul style="list-style-type: none"> <li>• Peserta didik mengamati 2 teks deskriptif tentang binatang dan membandingkan struktur teks yang sama dengan melengkapi tabel secara berkelompok.</li> </ul>	(Teks deskriptif dikirim oleh guru dalam bentuk file di Google classroom) TEKS 1: <a href="https://asaljeplak.com/kamusinggris/literatur/descriptive-">https://asaljeplak.com/kamusinggris/literatur/descriptive-</a>

2

**Data collection**

**Data processing**

**Verification**

- Mengamati gambar binatang beserta deskripsinya



Rabbit is tame



Chameleon is changeable animal


Peserta didik diberikan beberapa pertanyaan:

1. Have you ever seen a rabbit? How it is look like?
2. Have you know about chameleon? How it is look like?

- Peserta didik menuliskan informasi yang mereka peroleh dari gambar
- Peserta didik berdiskusi tentang (isi, konteks), fungsi sosial, struktur teks dan unsur kebahasaan yang melibatkan ungkapan meminta dan memberi informasi terkait deskripsi binatang.

- Melengkapi tabel dengan membandingkan struktur teks dari teks deskriptif yang berbeda secara berkelompok.

- Melengkapi Puzzle berdasarkan gambar binatang dan sifatnya (berkelompok).



[text/contoh-descriptive-text-hewan-kupu-kupu/](http://text/contoh-descriptive-text-hewan-kupu-kupu/)

Teks 2:

<https://asaljeplak.com/kamusinggris/literatur/contoh-descriptive-text-hewan-kura-kura/>

Google Meeting

Google Meeting

Paper and Pen

Google Meeting

Google classroom

Teks 1:

<https://asaljeplak.com/kamusinggris/literatur/descriptive-text/contoh-descriptive-text-hewan-kupu-kupu/>

Teks 2:









<https://asaljeplak.com/kamusinggris/literatur/contoh-descriptive-text-hewan-kura-kura/>

Google classroom

Picture of animal adapted from:

<https://internet-start.net/?q=gambar+kancil#gsc.tab=1&gsc.q=gambar%20kancil>

<https://internet-start.net/?q=gambar+binatang#gsc.tab=1&gsc.q=gambar%20binatang&gsc.page=4>

	<b>Generalization</b>	<p><b>Across:</b></p> <p>1.  6.  8. </p> <p><b>Down:</b></p> <p>2.  3.  4. </p> <p>5.  7. </p> <ul style="list-style-type: none"> <li>• Peserta didik mendapatkan masukan dari guru tentang proses pembelajaran yang telah dilaksanakan</li> </ul>	
	<b>Penutup</b> (10 Menit)	<ul style="list-style-type: none"> <li>• Menyimpulkan, refleksi singkat, penyampaian tugas dan materi berikutnya.</li> </ul>	Google Meeting

## Pertemuan ke 2

No	Kegiatan	Langkah-langkah Pembelajaran	Moda
1	Pendahuluan (10 Menit)	Salam, absensi, apersepsi, pemberian motivasi, menyampaikan tujuan pembelajaran dan cakupan materi.	Google Meeting
2	(Kegiatan Inti 60 Menit) <b>Stimulation</b>  <b>Data collection</b>  <b>Data processing</b>  <b>Verification</b>  <b>Generalization</b>	<ul style="list-style-type: none"> <li>• Guru dan peserta didik bertanya jawab terkait materi yang dipelajari sebelumnya</li> <li>• Peserta didik mengamati teks deskriptif tentang binatang</li> <li>• Peserta didik menuliskan informasi yang diperoleh dari gambar dan teks</li> <li>• Peserta didik diberikan beberapa Magic Card yang berisi gambar binatang yang berbeda.</li> <li>• Secara mandiri, peserta didik menulis teks deskriptif pendek dan sederhana tentang deskripsi binatang berdasarkan Magic Card yang dipilih.</li> <li>• Secara mandiri, peserta didik membaca teks deskriptif pendek dan sederhana yang telah disusun tentang binatang.</li> <li>• Peserta didik mendapatkan masukan dari guru dan teman tentang dialog yang dikirimkan.</li> </ul>	Google Meeting  Paper and pen  Google meeting  Google Classroom   WAG  WAG
3	<b>Penutup</b> (10Menit)	<ul style="list-style-type: none"> <li>• Kesimpulan, refleksi singkat, penyampaian materi dan tugas berikutnya.</li> </ul>	WAG

**E. Penilaian**

1. Pengetahuan : Secara berkelompok peserta didik melengkapi Tabel dan Puzzle
2. Keterampilan : Secara mandiri peserta didik menyusun teks deskriptif pendek dan sederhana tentang binatang, serta membacakan teks tersebut.
3. Sikap : Jujur, percaya diri, kerja sama dan mandiri.

**E. Program Tindak Lanjut**

**1. Remedial**

Peserta didik yang belum mencapai KKM (70) diberi 2 teks deskriptif dan membandingkan struktur teks dengan cara melengkapi tabel.

**2. Pengayaan**

Bagi peserta didik yang mempunyai nilai di atas (70) diberi pengayaan berupa tugas mandiri untuk menyusun teks deskriptif tentang **binatang**. Kemudian mengirimkannya secara personal ke WA guru Mapel.

Mengetahui,  
Kepala Sekolah





Nanga Merakai, Oktober 2020

Guru Mata Pelajaran

(.....)  
NIP.....


**PERONIKA JUNIARISKA, S.Pd**  
NIP. -

BAHAN AJAR  
DESCRIPTIVE TEXT (ANIMAL)

<p>3</p>	 <p><b>Example</b></p>	<p>2</p>	
<p>It is a Rabbit. It is funny and tame.</p>		<p>It is a Chameleon. It is a changeable animal.</p>	
		<p>4</p>	
<p>It is a Squirrel. It is energetic and small.</p>		<p>It is a Kangaroo. It is a pocket animal.</p>	

Animal's picture adapted from :

<https://internet-start.net/?q=gambar+binatang#gsc.tab=1&gsc.q=gambar%20binatang&gsc.page=4>



**Questions:**  
Have you ever seen a rabbit? How it is look like?  
Have you know about chameleon. How it is look like?

**Beberapa Kalimat yang dapat digunakan untuk meminta informasi tentang favourite animal dan deskripsinya:**  
What is your favourite animal? How it is look like?  
What animal do you like? And why?

**Beberapa kalimat yang dapat digunakan untuk memberi informasi tentang favourite animal dan deskripsinya:**  
I like Bird so much, because it is funny ..... Etc  
My favourite animal is Mouse deer, I like it because it is smart, energetic ..... etc

fppt.com





### Contoh-contoh teks deskriptif:

#### Teks 1

#### RABBIT

I have a rabbit. His fur is white and has black spots. He has long ears and a short tail. He also has cute red big eyes!

My rabbit likes to eat carrot and other vegetables. When I release my rabbit out of his cage, he used to jump everywhere and hard to catch. So, I could just put him on his cage because I'm afraid that he might run away. I don't want lost my rabbit because I love him very much.

fppt.com



#### Teks 2

#### ELEPHANT

Elephant is a herbivore animal and eat all almost all of the vegetation and fruits.

They have almost hairless skin, wide ears, four legs, and long trunk. Elephant is known as the largest mammals. The elephants also have very sharp auditory because they have big and wide ears. By these ears, they can hear sounds from a distance about tens kilometer. At the back of the ears, they have one of the softest parts of their body which is called the knuckle. In a zoo, Mahouts (elephant trainers) use their feet to steer or give commands to the animal via that knuckle. Now, they are a kind of protected animals because their population remains little in their habitat. Their population began to decline year by year.

fppt.com

### DESCRIPTIVE TEXT

- A. Descriptive text is a paragraph that describes an object with the aim that the reader seems to be able to see, hear, or feel the object described by the author in the paragraph. The object described can be in the form of goods, objects, or places.
- B. Social Function is to describe and reveal a particular person, animal, place or thing.
- C. Generic structure
  - a. Identification

This section in the first paragraph - the goal is to identify something to be described or depicted. Explanation easy, Identification serves to introduce the reader about the object or something that we have described before we tell about its properties. The goal is not to get one of those readers.
  - b. Description

This section in the second paragraph and so on - contains the properties inherent in something that you already introduced to the reader in the first paragraph.
- D. Language Feature
  - a. Using simple present tense
  - b. Adjectives: Handsome, small, smart, energetic, funny and etc.
  - c. Relating verb.

**LAMPIRAN 2**

**LEMBAR KERJA PESERTA DIDIK (LKPD)  
Descriptive Text about Animal (PERTEMUAN 1)**

Members of group : .....  
: .....  
: .....  
Class : .....  
Materi : .....

**EXERCISE 1**

**Instruction:**

1. Work in a group of 2-3. Analyze the following categories of those 2 texts by filling the table below. You can write your answer on a paper/Microsoft word and submit it on the form of photo/file to Google classroom.
2. Peserta didik mengamati 2 teks deskriptif tentang binatang dan membandingkan struktur teks yang sama dengan melengkapi tabel secara berkelompok.

**Descriptive text 1**

Butterflies are an insect that live anywhere from 2 days to as long as 11 months. They go through a four-step process called metamorphosis – from egg, to caterpillar, to chrysalis to a butterfly. It is small and funny.

Adult butterflies have large, often brightly colored wings, and conspicuous, fluttering flight. These wings allow them to fly but only when their body temperature is above 86 degrees. The fastest butterflies can fly up to 30 miles per hour.

Butterflies’ wings are colorful for many reasons. The colors help them attract a mate and absorb heat and the color also helps them blend in among the flowers when they are feeding.

As in all insects, the body is divided into three sections: the head, thorax, and abdomen. The thorax is composed of three segments, each with a pair of legs. Butterflies use their antennae to sense the air for wind and scents. The antennae come in various shapes and colours; the hesperiids have a pointed angle or hook to the antennae, while most other families show knobbed antennae.

**Descriptive Text 2**

Turtles are reptiles of the order Chelonii or Testudines and are characteristic by a special bony shell which is developed from their ribs and acts as a shield against predators. It is brown.

There are 327 known species of turtle alive today and many of them are an endangered species. Turtles can range in size from the 0,1 meter Bog turtle to the 680 kilogram Leathery Turtles. Kemp’s Ridley is the smallest and rarest of all sea turtles and is an endangered species as is the leatherback turtle.

The shell of the turtle is what makes it unique. The top domed part of a turtle’s shell is called the carapase and the bottom underlying part is called the plastron. The turtle’s shell also has nerve endings in it. If you touch the shell, a turtle can feel it. Turtles pull their heads and feet into their shells to protect themselves. Some Box turtles can eat so much that they no longer will fit into their shell.

All turtles lay their eggs on land. When in the eggs, turtles take about 2 months to incubate and their sex is determined by the temperature. Under 29 degrees they become male, over 29 degrees they become female.

Category	Text 1	Text 2
<b>Generic Structure:</b>		
1. Summary of identification		
a. Name of animal		
b. Classification		
2. Summary of description		
a. Colour		
b. Size		
c. Body		
d. How to breed		

**Answer keys exercise 1**

Category	Text 1	Text 2
<b>Generic Structure:</b>		
1. Summary of identification a. Name of Animal	Butterfly	Turtle
b. Classification	Insect	Reptile
2. Summary of description a. Colour	Colourful	Brown
b. Size	Small	0,1 Meter
c. Body	The body is divided into three sections: the head, thorax, and abdomen. The thorax is composed of three segments, each with a pair of legs	Turtles have shells and it makes turtle unique. The top domed part of a turtle's shell is called the carapase and the bottom underlying part is called the plastron. The turtle's shell also has nerve endings in it.
d. How to breed	It reproduces by laying eggs	It reproduces by laying eggs


**Pedoman penilaian**

No Soal	Skor	Skor Akhir
1	1	$\text{Nilai} = \frac{\text{Jumlah jawaban benar}}{\text{Skor Maksimal}} \times 100$
2	1	
3	1	
4	1	
5	1	
6	1	

**EXERCISE 2**

**Instruction:**

1. Work in group of 2-3. Fill the puzzle below based on the pictures and it characteristic (See example number 5 Down). You can write your answer on a paper/Microsoft word and submit it the form of photo/file to Google classroom.



**Across:**



**Down:**





**Answer keys Exercise 2**

- 1. Changeable
- 2. Cheerful
- 3. Noisy
- 4. Dangerous
- 5. Tame
- 6. Poisonous
- 7. Cunning
- 8. Wild

**PEDOMAN PENILAIAN**

No Soal	Skor	Skor Akhir
1	1	$\text{Nilai} = \frac{\text{Jumlah jawaban benar}}{\text{Skor Maksimal}} \times 100$
2	1	
3	1	
4	1	
5	1	
6	1	
7	1	
8	1	

**LEMBAR KERJA PESERTA DIDIK (LKPD)  
Descriptive Text about Animal (PERTEMUAN 2)**

---

---

Name	: .....
Class	: .....
Materi	: .....

**EXERCISE 1**

**Instruction:** Write short and simple Descriptive Text based on the picture of animal you got in Magic Card (See example in the learning material). You can write your descriptive text on a paper/Microsoft word and submit it in the form of photo/file to Google classroom.



## Expected Answer

### The Elephant

The elephants are herbivores and eat all types of vegetation such as grasses, leaves, and fruits. They have almost hairless skin, four legs, and a distinctive long, flexible, prehensile trunk. The elephants which is also known as the largest of all land mammals usually live in groups consisting of adult female elephant as the leader of the group, their children and their relative female elephants.

The elephants also have very sharp auditory because they have big and wide ears. By these ears, they can hear sounds from a distance about tens kilometer. At the back of the ears, they have one of the softest parts of their body which is called the knuckle. In a zoo, Mahouts (elephant trainers) use their feet to steer or give commands to the animal via the knuckle. Now, they are a kind of protected animals because their population remains little in their habitat. Their population began to decline year by year.

### SCORING RUBRIC

KRITERIA	SKOR	INDIKATOR
Content	25	Tidak ada kesalahan
	20	Terdapat sedikit kesalahan
	15	Terdapat beberapa kesalahan
	10	Terdapat banyak kesalahan
	5	Terdapat banyak sekali kesalahan
Grammar	25	Sangat tepat
	20	Tepat
	15	Cukup tepat
	10	Kurang tepat
	5	Sangat kurang tepat
Punctuation	25	Sangat tepat
	20	Tepat
	15	Cukup tepat
	10	Kurang tepat
	5	Sangat kurang tepat
Vocabulary	25	Sangat tepat
	20	Tepat
	15	Cukup tepat
	10	Kurang tepat
	5	Sangat kurang tepat
<b>Nilai maximum</b>	<b>100</b>	

Range : A = 90-100 Excellent

C = 70-79 Good

E = 50-59 Under Average

B = 80 - 89 Very Good

D = 60-69 Average

F = 0-49 Fail

### EXERCISE 2

**Instruction:** Read your Descriptive text about animal and record it as a video and submit it personally to Class group WhatsApp.

## SCORING RUBRIC

Category	Level	Score
Content	Excellent	25
	Good	20
	Fair	15
	Poor	10
Fluently	Excellent	25
	Good	20
	Fair	15
	Poor	10
Expression	Excellent	25
	Good	20
	Fair	15
	Poor	10
Intonation	Excellent	25
	Good	20
	Fair	15
	Poor	10
<b>Maximum Score</b>		<b>100</b>

Range : A = 90-100 Excellent      C = 70-79 Good      E = 50-59 Under Average  
 B = 80 - 89 Very Good      D = 60-69 Average      F = 0-49 Fail

MEDIA PEMBELAJARAN

Media Pembelajaran:

- 1. Bahan Ajar diberikan kepada melalui WhatsApp dalam bentuk presentation (Powerpoint)
- 2. LKPD diberikan kepada siswa melalui Google Classroom dalam bentuk File PDF
- 3. Kegiatan pembelajaran (Sinkronus) dilaksanakan melalui Google Meeting

Sarana Pembelajaran:

- 1. WhatsApp
- 2. Google Classroom
- 3. Google Meeting

Tahap Kegiatan di LKPD:

- 1. Peserta didik mengamati 2 teks deskriptif tentang binatang dan membandingkan struktur teks yang sama dengan melengkapi tabel secara berkelompok.

EXERCISE 1

Instruction:

- 1. Work in a group of 2-3. Analyze the following categories of those 2 texts by filling the table below. You can write your answer on a paper/Microsoft word and submit it on the form of photo/file to Google classroom.
- 2. Peserta didik mengamati 2 teks deskriptif tentang binatang dan membandingkan struktur teks yang sama dengan melengkapi tabel secara berkelompok.

- 2. Secara berkelompok, peserta didik melengkapi puzzle dengan sifat binatang berdasarkan gambar yang disediakan sesuai dengan struktur teks deskriptif.

EXERCISE 2

Instruction:

- 1. Work in group of 2-3. Fill the puzzle below based on the pictures and it characteristic (See example number 5 Down). You can write your answer on a paper/Microsoft word and submit it the form of photo/file to Google classroom.

- 4. Menulis teks deskriptif pendek dan sederhana tentang binatang.

LEMBAR KERJA PESERTA DIDIK (LKPD)  
Descriptive Text about Animal (PERTEMUAN 2)

Name : .....  
Class : .....  
Materi : .....

EXERCISE 1

Instruction: Write short and simple Descriptive Text based on the picture of animal you got in Magic Card (See example in the learning material). You can write your descriptive text on a paper/Microsoft word and submit it in the form of photo/file to Google classroom.

- 5. Membaca teks deskriptif pendek dan sederhana yang telah disusun tentang binatang.

EXERCISE 2

Instruction: Read your Descriptive text about animal and record it as a video and submit it personally to Class group WhatsApp.

### **Mekanisme pengiriman LKPD**

1. LKPD diberikan kepada peserta didik melalui Google Classroom dalam bentuk File PDF
2. Peserta didik mengunduh File LKPD di Google Classroom
3. Peserta didik mengerjakan LKPD
4. Peserta didik mengumpulkan LKPD melalui 2 sarana pembelajaran
  - a. Exercise 1 dan 2 pada pertemuan pertama dan exercise 1 pada pertemuan kedua dikumpulkan melalui google classroom
  - b. Exercise 2 pada pertemuan kedua dikumpulkan melalui WhatsApp group kelas.

**LAMPIRAN 4**

**EVALUASI PEMBELAJARAN  
PERTEMUAN 1**

Members of group : .....  
: .....  
: .....  
Class : .....  
Materi : .....

**EXERCISE 1**

**Instruction:**

- 1 Peserta didik mengamati 2 teks deskriptif tentang binatang dan membandingkan struktur teks yang sama dengan melengkapi table secara berkelompok.
- 2 Work in a group of 2-3. Analyze the following categories of those 2 texts by filling the table below. You can write your answer on a paper/Microsoft word and submit it on the form of photo/file to Google classroom.

**DESCRIPTIVE TEXT 1**

**My Comels' Rabbits**

Rabbit is a Mamalia. Rabbits are cute animals and have many different hair colors such as white, black, brown, gray, and others. I believe rabbit is one of the cutest animals. Then, my father bought 2 cute animals at pet shop. Now, I have two rabbits, those are white and brown. I call the white rabbit as Comel and the brown as Kelvin. Their age is at least five months. Kelvin is kind of Australian rabbits which have redeyes, big body and thick hair, while Comel is smaller than Kelvin, has yellow eyes, white fur, and long ears. Kelvin, has big body and he is three times bigger than Comel which is Indonesian rabbit. When I see Kelvin standing, it is so amazing. Both of them love eating cabbages, carrot, and some other vegetables. They also really love to drink fresh milk. Kelvin is more active that Comel, he usually plays in the backyard alone. I spend a lot of time to play with them. They also teach me about how to take care of something/someone. They have become my best friend. I really love my comels' so much.

**DESCRIPTIVE TEXT 2**

**My Cat**

I have a cat. It is Mamalia. It is a female cat. She has a long tail. She likes to lick her tail. My cat's fur is white and brown. Belang is so greedy, that's why it's body big. So, I call her "si belang" because she has two collar. Belang like to eat fish. But sometime I also fed her tempe. She also likes Tempe. In the afternoon, When see the sunset, she likes to play outside the house. She will be running, rolling, and then climbing the tree. She is so funny.

Category	Text 1	Text 2
<b>Generic Structure:</b>		
1. Summary of identification		
a. Name of Animal		
b. Classification		
6. Summary of description		
a. Colour		
b. Size		
c. How to breed		



**ANSWER KEYS EXERCISE 1 (PERTEMUAN 1)**

Category	Text 1	Text 2
<b>Generic Structure:</b>		
1. Summary of identification		
a. Name of Animal	Rabbit	Cat
b. Classification	Mamalia	Mamalia
2. Summary of description		
a. Colour	White	White and Brown
b. Size	Small	Big`
c. How to breed	<b>Giving birth</b>	<b>Giving birth</b>


**PEDOMAN PENILAIAN**









No Soal	Skor	Skor Akhir
1	1	$\text{Nilai} = \frac{\text{Jumlah jawaban benar}}{\text{Skor Maksimal}} \times 100$
2	1	
3	1	
4	1	
5	1	

**EXERCISE 2**

**Instruction:**

1. Work in group of 2-3. Fill the puzzle below based on the pictures and it characteristic. You can write your answer on a paper/Microsoft word and submit it the form of photo/file to Google classroom.

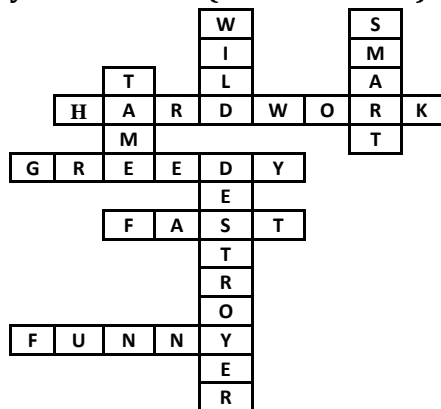


Across :		Down :	
4.		1.	
5.		2.	
6.		3.	
8.		7.	

Animal's picture adapted from :

<https://internet-start.net/?q=gambar+binatang#gsc.tab=1&gsc.q=gambar%20binatang&gsc.page=4>

### Answer Keys EXERCISE 2 (PERTEMUAN 1)



### PEDOMAN PENILAIAN

No Soal	Skor	Skor Akhir
1	1	$\text{Nilai} = \frac{\text{Jumlah jawaban benar}}{\text{Skor Maksimal}} \times 100$
2	1	
3	1	
4	1	
5	1	
6	1	
7	1	
8	1	

## PERTEMUAN 2

Name : .....  
Class : .....  
Materi : .....

### EXERCISE 1

**Instruction:** Write short and simple Descriptive Text about Favorite Animal (See example in the learning material). You can write your descriptive text on a paper/Microsoft word and submit it in the form of photo/file to Google classroom.



#### Expected Answer exercise 1

##### The Elephant

The elephants are herbivores and eat all types of vegetation such as grasses, leaves, and fruits. They have almost hairless skin, four legs, and a distinctive long, flexible, prehensile trunk. The elephants which is also known as the largest of all land mammals usually live in groups consisting of adult female elephant as the leader of the group, their children and their relative female elephants.

The elephants also have very sharp auditory because they have big and wide ears. By these ears, they can hear sounds from a distance about tens kilometer. At the back of the ears, they have one of the softest parts of their body which is called the knuckle. In a zoo, Mahouts (elephant trainers) use their feet to steer or give commands to the animal via knuckle. Now, they are a kind of protected animals because their population remains little in their habitat. Their population began to decline year by year.

### SCORING RUBRIC

KRITERIA	SKOR	INDIKATOR
Content	25	Tidak ada kesalahan
	20	Terdapat sedikit kesalahan
	15	Terdapat beberapa kesalahan
	10	Terdapat banyak kesalahan
	5	Terdapat banyak sekali kesalahan
Grammar	25	Sangat tepat
	20	Tepat
	15	Cukup tepat
	10	Kurang tepat
	5	Sangat kurang tepat
Punctuation	25	Sangat tepat
	20	Tepat
	15	Cukup tepat
	10	Kurang tepat
	5	Sangat kurang tepat
Vocabulary	25	Sangat tepat
	20	Tepat
	15	Cukup tepat
	10	Kurang tepat
	5	Sangat kurang tepat
<b>Nilai maximum</b>	<b>100</b>	

Range : A = 90-100 Excellent  
B = 80 – 89 Very Good

C = 70-79 Good  
D = 60-69 Average

E = 50-59 Under Average  
F = 0 49 Fail

No	Nama	Aspek yang dinilai				Skor
		Content	Grammar	Punctuation	Vocabulary	
1	ALFREN WIJAYA PURBA					
2	DESCHA BIWI ATMA					
3	VYOLA RATU SYANUR					
4	VIRGIE RATU RAMADHANI					
5	URBANUS IMRA DILA					

## EXERCISE 2

**Instruction:** Read your Descriptive text about animal and record it as a video and submit it personally to Class group WhatsApp.

### Exercise 2 (Pertemuan 2)

Category	Level	Score
Content	Excellent	25
	Good	20
	Fair	15
	Poor	10
Fluently	Excellent	25
	Good	20
	Fair	15
	Poor	10
Expression	Excellent	25
	Good	20
	Fair	15
	Poor	10
Intonation	Excellent	25
	Good	20
	Fair	15
	Poor	10
<b>Maximum Score</b>		<b>100</b>

Range : A = 90-100 Excellent      C = 70-79 Good      E = 50-59 Under Average  
           B = 80 - 89 Very Good      D = 60-69 Average      F = 0-49 Fail

No	Nama	Aspek yang dinilai				Skor
		Content	Fluency	Expression	Intonation	
1	ALFREN WIJAYA PURBA					
2	DESCHA BIWI ATMA					
3	VYOLA RATU SYANUR					
4	VIRGIE RATU RAMADHANI					
5	URBANUS IMRA DILA					

### RUBRIK PENILAIAN SIKAP

No	Nama	Aspek yang dinilai				Skor
		Jujur	Percaya Diri	Kerja sama	Mandiri	
1	ALFREN WIJAYA PURBA					
2	DESCHA BIWI ATMA					
3	VYOLA RATU SYANUR					
4	VIRGIE RATU RAMADHANI					
5	URBANUS IMRA DILA					

**Kriteria:**

BT (Belum Tampak) : skor 1  
 MT (Mulai Tampak) : skor 2  
 MM (Mulai Membudaya) : skor 3

**References:**

1. <https://www.jagoanbahasainggris.com/2017/04/7-contoh-descriptive-text-tentang-hewan.html>
2. <https://asaljeplak.com/kamusinggris/literatur/descriptive-text/contoh-descriptive-text-hewan-kupu-kupu/>
3. <https://asaljeplak.com/kamusinggris/literatur/contoh-descriptive-text-hewan-kura-kura/>
4. <https://internet-start.net/?q=gambar+binatang#gsc.tab=1&gsc.q=gambar%20binatang&gsc.page=4>
5. Zaida, Nur. 2016. *Bright An English*. Ciracas, Jakarta: Erlangga (Page 119-128)