

RENCANA PELAKSANAAN PEMBELAJARAN RPP

Satuan pendidikan	: SMP 1 kec. Payakumbuh
Mata Pelajaran	: Bahasa Inggris
Kelas/Semester	: VII /2
Tema	: Descriptive text
Sub tema	: Describing people
Pembelajaran	: 1
Aspek / Skill	: Mendengarkan
Alokasi Waktu	: 10 menit

Kompetensi Dasar :

Merespon makna yang terdapat dalam monolog sangat sederhana secara akurat, lancar dan berterima untuk berinteraksi dengan lingkungan terdekat dalam teks berbentuk descriptive

Indikator

- Merespon informasi dalam teks lisan monolog berbentuk : Deskriptif •
Mengungkapkan berbagai informasi teks monolog : *Descriptive*
- Menyebutkan ciri kebahasaan teks yang didengar.

A. Tujuan Pembelajaran

Siswa diharapkan dapat membuat teks descriptive sederhana tentang orang dengan menggunakan unsur kebahasaan, secara benar dan sesuai konteks.

B. Materi Pembelajaran

Teks monolog berbentuk: Descriptive

- Kosakata terkait tema / jenis teks
- Ciri kebahasaan teks deskriptif

C. Metode Pembelajaran / Teknik :

Three-phase technique

1. Kegiatan Pendahuluan

- Memberi salam pembuka
- Guru menyapa siswa dengan menanyakan kabarnya
- Guru mengambil absen siswa
- Guru mengarahkan siswa kepada materi baru
- Guru menyampaikan tujuan pembelajaran

3. Kegiatan Penutup

1. Menanyakan kesulitan siswa selama PBM.
2. Menugaskan siswa mencari gambar dan membuat deskripsinya.

E. Sumber Belajar


1. Let's talk
2. English on sky
3. Let's study English

F. Penilaian

1. Teknik : Tes tulis
2. Bentuk Instrument :
3. Contoh Instrument :

Siswa mendengarkan deskripsi guru tentang seseorang dan disuruh menentukan yang mana orang yang dimaksud guru.

-
- This is my uncle Joni. He is fat and short. He usually wears a coat and a tall round hat. He has slanting eyes. He likes smoking a lot. He is friendly and honest. He likes to makes people laugh. He is happy.
 - This is my brother, Budi. He is handsome and cute. His hair is brown. He has wears glasses and He has pointed nose. He usually wears blue sweater.His hobby is sport. He hates reading.
 - This is my sister Sarah. She is beautiful. She is slim and tall. Her hair is straight black and quiet long. She has oval face and pointed nose. She likes to sing every morning. She doesn't like party. she is interesting and wellknown.
 - This is my grandma. My grandma is a tidy woman. She is now 80 years old. Her hair is long and tidy. She combs it everyday. She wears glasses everytime.
 - This my grandfather. He is bald. He has pointed nose and he has oval face. My grandfather has big eyes.



4. Pedoman Penilaian : tiap jawaban benar skor 20
5. Jumlah skor maksimal : $5 \times 20 = 100$ Nilai maksimal= 100

6. Nilai Siswa = $\frac{\text{SkorPerolehan}}{\text{SkorMaksimal}} \times 10$

Mengetahui :
Kepala Sekolah

Payakumbuh, 17 July 2021

Guru Mata Pelajaran

AHMAD GUNTUR
NIP. 196506291989031001

SRI WIYANTI,S.S
NIP.19740414 200212 2 004

4. Read the following chart of the descriptions of David and Ali. Complete the about them.

	ANTO	ANDI
Age	12 years old	12 years old
Eyes	Green	Brown
Hair	Short, straight	Short, curly
Height	140 cms	160 cms
weight	60 kgs	40 kgs



Anto and Andi look
 They have the same
 Anto has.....eyes and Andi has brown.....
 hey both have hair, but Anto hashair and Andi has hair. Andi isandbut Anto is and heavy.
 As you can see Anto does not look like Andi .
 They look different.

Membaca

**RENCANA PELAKSANAAN
 PEMBELAJARAN RPP 10**

SMPN : 2 PANTI
 Mata Pelajaran : Bahasa Inggris
 Kelas/Semester : VII (Tujuh) / 2 (dua)
 Jenis Teks : teks tulis descriptive
 Tema : Daily needs
 Aspek / Skill : Membaca
 Alokasi Waktu : 4 x 40 menit

MISSING PERSON
 July 23, 2008

Adriana Smith
 Description :
 Date of birth : January 10, 1999
 Place of birth : Bandung, West Java
 Sex : Female
 Height : 165 cm
 Weight : 46 kgs
 Hair : Curly, black and short
 Eyes : Black
 Last seen : Around SUZUYA Plaza
 Place contact : 800 – 789 – 9999

Standar Kompetensi :

Memahami makna teks tulis fungsional dan esai pendek sangat sederhana berbentuk *descriptive* dan *procedure* yang berkaitan dengan lingkungan terdekat

Kompetensi Dasar :

Merespon makna dan langkah retorika secara akurat, lancar dan berterima dalam esai sangat sederhana yang berkaitan dengan lingkungan terdekat dalam teks berbentuk *descriptive*

Indikator

- Mengidentifikasi berbagai informasi dalam teks *descriptive*
- *Mengidentifikasi* fungsi komunikatif teks deskriptif • Mengidentifikasi langkah retorika teks deskriptif
- Menyebutkan ciri kebahasaan teks *descriptive*.

A. Tujuan Pembelajaran

1. Mendengarkan dan merespon *introduction* tentang teks deskriptif dengan topik materi yang akan dibaca.
2. Memperhatikan penjelasan tentang kosakata dan tatabahasa yang berkaitan dengan teks deskriptif yang akan dibaca
3. Memperhatikan penjelasan tentang langkah retorika teks deskriptif
4. Mengidentifikasi langkah retorika dalam kerja kelompok

B. Materi Pembelajaran

- Teks monolog berbentuk *deskriptive*
- Kosakata terkait tema / jenis teks.
- Ciri kebahasaan teks : - *deskriptive*

C. Metode Pembelajaran / Teknik :

Three-phase technique

Pertemuan 1 1. Kegiatan Pendahuluan

1. Tanya jawab berbagai hal tentang artis.
2. Apersepsi: The shooting tiger.

2. Kegiatan inti

1. Siswa duduk dalam kelompok dan menyusun paragraph acak dalam kelompok.
2. Siswa menjawab pertanyaan berdasarkan teks yang telah disusun.

TASK I

Identification	Candy is my friend. Her parents are in Bengkulu. Candy stay in her grandmother's house, at 18 Sudirman street, Padang. Her cousins, Clara and Caca stay there too. Their parents are in Pekanbaru.
----------------	--


Description	Candy is kind and beautiful. She is smart and dilligent. Many people like her because she is friendly too.
<p>Answer the following questions based on the text above!</p> <ol style="list-style-type: none"> 1. Who is Candy? 2. Where do Candy's parents live? 3. Who is Caca? 4. Where does Candy stay? 5. How many people are there in grandma's house? 6. Why do many people like Candy? 7. How is Candy? 8. "Many people like <u>her</u> because ..." The underlined word refers to..... 9. "She is <u>smart</u> and <u>dilligent</u>." The antonym of the underlined words areand 10. What is the best title for the text? 	

TASK II

Identification	<p>My name is Dina. I'm in Seventh grade of Junior High School. I was born in Jakarta and moved to Padang about eight years ago. My father is an Army, so we moved together. I have two brothers. Their names are Bobby and David. David is in Kindergarten, while Bobby is in College.</p>
Description	<p>My favourite subjects are English and Math. I like to study them because I want to be a Stewardess. I I always get good marks for English, I dream to go abroad and talk with foreigners.</p>
<p>Answer the following questions based on the text above!</p> <ol style="list-style-type: none"> 1. What kind of text is it? 2. What is the best title for the text? 3. What is the writer's name? 4. Where was she born? 5. What is Dina's father? 6. What are her brothers' name? 7. Who is in Kindergarten? 8. What are Dina's favourite subject? 9. "My father is an Army, so <u>we</u> moved together" The underlined word refers to..... 	

10. "I like to study them because I want to be a Stewardess." The underlined word refers to.....

TASK III


	MISSING PERSON	
	July 23,	
	2008 Adriana Smith	
	Description :	
	Date of birth	: January 10, 1999
	Place of birth	: Bandung, West Java
	Sex	: Female
	Height	: 165 cm
	Weight	: 46 kgs
	Hair	: Curly, black and short
Eyes	: Black	
Last seen	: Around SUZUYA Plaza	
Place contact	: 800 – 789 – 9999	

Questions :

1. What is the text about?
2. Who is missing?
3. How is her hair?
4. What should we do if we finds her?
5. Is adriana a fat or a thin girl?
6. How old is Adriana when she lost?
7. Where did Adriana lost?

--	--

TASK IV

	MISSING PERSON February 17, 2009
	Saleh Richard
	Description :
	Date of birth : December 1, 2000
	Place of birth : Bukittinggi, West Sumatera
	Sex : Male
	Height : 110 cm
	Weight : 44 kgs
	Hair : Straigh, black and short
	Eyes : Brown
	Last seen : Around Pasar Raya market
	Place contact : 0752 – 33255

TASK V

Questions :

1. What is the text about?
2. Who is missing?
3. How is his hair?
4. What should we do if we finds him?
5. Is Saleh a fat or a thin boy?
6. How old is Saleh when he lost?
7. Where did Saleh lost?

3. Kegiatan Penutup

1. Menanyakan kesulitan siswa selama PBM.
2. Menugaskan siswa untuk menggunakan ungkapan yang dipelajari dalam situasi yang sesungguhnya.

E. Sumber Belajar

1. LKS wjar
2. EOS
3. Let's talk

Mengetahui :
Kepala Sekolah

Kumpulan, 2 Januari 2011

Guru Mata Pelajaran

SYAIFUL AMRI, S.Pd. Dt. Basa
NIP. 19610531 198303 1007

YONIA MESTIKA, S.Pd.
NIP.19750522 200501 2 009