

RENCANA PELAKSANAAN PEMBELAJARAN

Satuan Pendidikan : SMP Negeri 1 Pesawaran
Mata Pelajaran : Bahasa Inggris
Kelas/ Semester : VIII (Delapan) / Ganjil
Materi : Teks khusus tentang “Greeting Card”
Pembelajaran ke : 14
Alokasi waktu : 2 JP (2 x 40 menit)

Kompetensi Dasar:

- 3.5 Membandingkan fungsi sosial, struktur teks, dan unsur kebahasaan beberapa teks khusus dalam bentuk greeting cards, dengan memberi dan meminta informasi terkait dengan hari-hari spesial, sesuai dengan konteks penggunaannya.
- 4.5 Menyusun teks khusus dalam bentuk greeting cards, sangat pendek dan sederhana, terkait hari-hari spesial dengan memperhatikan fungsi sosial, struktur teks, dan unsur kebahasaan, secara benar dan sesuai konteks.

Tujuan Pembelajaran	Media Pembelajaran
Melalui model pembelajaran <i>Blended Learning</i> , peserta didik dapat membuat teks khusus greeting card.	* WAG, * Google classroom, * Google form, * Slide * website o https://www.englishiana.com/2016/05/15-contoh-kartuucapan-selamat-bahasa-inggris.html

Kegiatan Pembelajaran

Pertemuan Asinkron (online melalui GC dan WAG)

1. Mengamati penjelasan dari slide yang diberikan dan beberapa contoh kartu ucapan “showing Happiness” dan menirukan ungkapan yang terdapat dalam kartu ucapan tersebut dengan ucapan dan tekanan kata yang benar.
o <https://www.englishiana.com/2016/05/15-contoh-kartuucapan-selamat-bahasa-inggris.html>
2. Mengidentifikasi fungsi sosial, struktur teks, dan unsur kebahasaan dalam beberapa teks greeting cards “Showing Happiness” dengan mengerjakan latihan yang ditampilkan melalui google form (**Lampiran 1**).
3. Menanyakan hal-hal yang tidak diketahui atau yang berbeda /mendiskusikan (lampiran 1) melalui WAG/zoom meeting.
4. Menuliskan kembali ungkapan yang sedang dipelajari ke buku catatan dengan table yang dishare melalui WAG. (**Lampiran 2**).

B. Pertemuan secara langsung (Tatap muka)

Pendahuluan (10 Menit)	Inti (60 menit)	Penutup (10 menit)
a. Guru memberi salam, berdo'a, bersama peserta didik menyanyikan salah satu lagu wajib nasional, dilanjutkan mengecek kehadiran peserta didik.	Sintaks 1. Seeking information (mencari informasi) a. Peserta didik diminta mengamati video tutorial cara membuat greeting card. b. Peserta didik diberikan kesempatan untuk mengidentifikasi sebanyak mungkin hal yang belum dipahami, dimulai dengan pertanyaan faktual ke pertanyaan yang bersifat hipotetik.	a. Peserta didik menyimpulkan hasil pembelajaran yang sudah didapatkan dengan bimbingan guru.
b. Guru mengaitkan materi dan kegiatan pembelajaran yang akan dilakukan dengan pengalaman peserta didik.	Sintaks 2. Acquisition of information (mengolah informasi dari materi yang ada) Peserta didik dengan kelompoknya mendiskusikan dan bekerjasama membuat kartu ucapan sendiri dengan menggunakan ungkapan yang telah dipelajari dengan memperhatikan fungsi sosial, struktur teks dan unsur kebahasaan yang tepat.	b. Peserta didik memberikan apersepsi, melakukan penilaian, dan evaluasi dengan bimbingan guru.
c. Guru menyampaikan tujuan yang akan dicapai dan metode pembelajaran, serta teknik penilaian yang akan digunakan saat membahas materi.	Sintaks 3. Synthesizing of knowledge (Mengkonstruksi informasi dari materi yang ada) Peserta didik mempresentasikan hasil diskusi kelompok, kemudian meminta kelompok lain menanggapi, memberi masukan, kritik maupun saran.	c. Guru menyampaikan materi pembelajaran yang akan dibahas untuk pertemuan selanjutnya, diakhiri dengan berdo'a dan salam.

Penilaian:

1. Penilaian sikap disiplin dan tanggung jawab peserta didik melalui pengamatan kehadiran peserta didik dan penugasan.
2. Penilaian pengetahuan tes tertulis melalui google form.
3. Penilaian ketrampilan menulis (make greeting card).

Mengetahui
Kepala SMP N 1 Pesawaran



Basataruli Simanjuntak, S.Pd
NIP. 19640508 198601 2 002

Pesawaran, 04 Januari 2021
Guru Mata Pelajaran



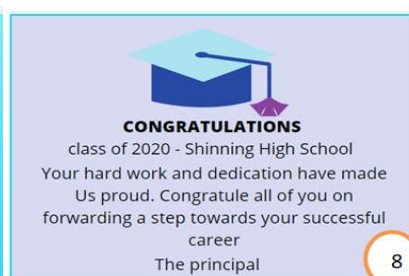
Rismawati, S.Pd., M.M.
NIP. 19840314 200902 2 007

LAMPIRAN 1

Task 1.1

Read the cards and choose the occasions on which you usually give them away.

New Year	Christmas	Idul Fitri	Achievement	a sick person	Christmas and holidays
Graduation	Encouragement	Birthday	Mother's day	Job career	showing sympathy



Task 1.2**Match the greeting cards above with the descriptions**

No.	Description	Card Number
1	Somebody sends this card to congratulate someone who gets a new job.	
2	Somebody sends this card for someone who attains an achievement	
3	A member of a family sends this card to greet another member's birthday	
4	Somebody sends this card to wish someone for Christmas and holidays.	
5	A family sends a greeting card to celebrate the Idul Fitri	
6	Somebody sends this card to show his/her wishes to someone at the end of the year	
7	A member of the family sends this card to wishes another member's special day	
8	Somebody sends this card for the Christmas celebration	
9	Somebody sends this card to congratulate someone on his graduation.	
10	Somebody sends this card to express happiness and proud for someone who finishes their school	

Task 1.3**Choose the words in the box to complete the greeting card!**

Love	hope	honey	believe	deserve	oppurtunity
dear	may	challenge	good luck	happiness	congratulations

...(1) Dira,

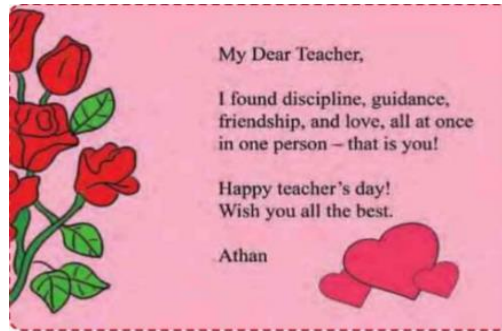
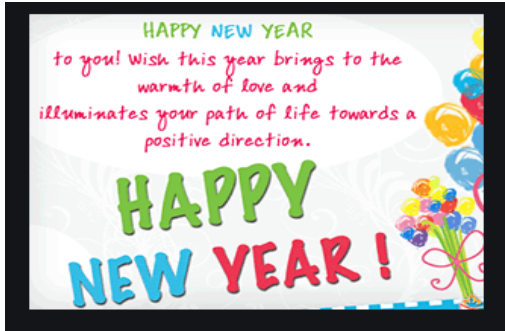
...(2) on your success on the National exam. ...(3) this achievement be just beginning of your long life success and ...(4). Remember that ...(5) is waiting for you in the near future but I ...(6) that you can handle it well. You ... (7) it after all your sweat and I ...(8) you will be accepted in a good school as you wish. ...(9).

...(10),
Samantha

LAMPIRAN 2
(di WAG)

Task 2.1

Write the expressions from the greeting cards based on the occasions.

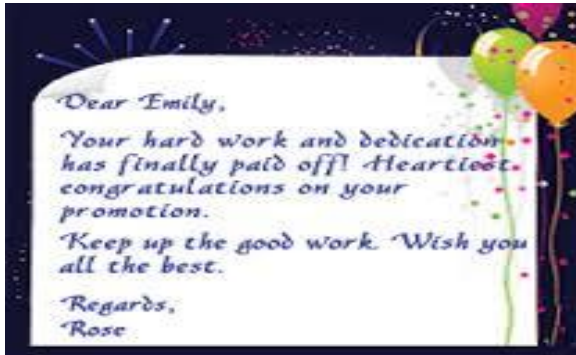


No.	Occasions	Expressions
1	Happiness	
2	Prayer/Wish	
3	Special Quotes	

Task 2.2

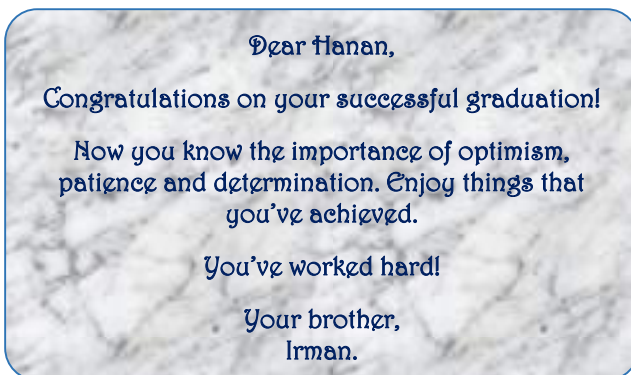
Read the text carefully then answer the following questions.

Question no. 1-2 based on the text below!



1. Why does Rose send the greeting card?
...
2. From the text, we can conclude that Emily and Rose might be

Question no. 3-5 based on the text below



3. Who writes the text ?
4. What is the writer's purpose of the text?
5. What will the receiver probably feel after knowing his graduation?

Task 2.3

Arrange the jumbled sentences below into good texts

Text 1

1. We are proud of you.
2. We hope you like your new school and have the new achievement.
3. To Dila.
4. Love, Mum and Dad.
5. Congratulations on being accepted as a student at SMA 1 Singaraja.

Text 2

1. A very happy wedding anniversary to the both of you.
2. Your children, Arka, Safa and Fanya.
3. May your marriage be blessed with love, joy and companionship for all the years of your lives.
4. To our beloved parents, Mr & Mrs. Brahmantyo. 1978-2018
5. There's no words to express how much we love you.
6. Congratulations on being accepted as a student at SMA 1 Singaraja.

LAMPIRAN 7

(Create greeting Cards)

Instruction:

Create TWO greeting cards based on the following situations. One card showing happiness and the other one showing sympathy.

Make your own greeting cards and decorate them. Photo the greeting cards, upload them on Face book / Instagram and send them to WAG.

A. SHOWING HAPPINESS

1. Mother's day
2. Teacher's day
3. Someone's birthday
4. Someone's achievement

B. SHOWING SYMPATHY

1. One of your friends is sick
2. Someone who passed away
3. Someone who will move to another town/country.

KUNCI JAWABAN DAN RUBRIK PENILAIAN

Lampiran 1

Task 1.1

- | | |
|--------------------------|------------------------------------|
| Picture 1 (Birthday) | Picture 6 (Job Career) |
| Picture 2 (Mother's Day) | Picture 7 (Christmas) |
| Picture 3 (Idul Fitri) | Picture 8 (Encouragement) |
| Picture 4 (New Year) | Picture 9 (Christmas and holidays) |
| Picture 5 (Achievement) | Picture 10 (Graduation) |

Task 1.2

No.	Description	Card Number
1	Somebody sends this card to congratulate someone who gets a new job.	6
2	Somebody send this card for someone who attains an achievement	5
3	A member of a family sends this card to greet another member's birthday	1
4	Somebody sends this card to wish someone for Christmas and holidays.	9
5	A family sends a greeting card to celebrate the Idul Fitri	3
6	Somebody sends this card to show his/her wishes to someone at the end of the year	4

7	A member of the family sends this card to wishes another member's special day	2
8	Somebody send this card for the Christmas celebration	7
9	Somebody send this card to congratulate someone on his graduation.	10
10	Somebody send this card to express happiness and proud for someone who finishes their school	8

Task 1.3

- | | |
|--------------------|--------------|
| 1. dear | 6. believe |
| 2. congratulations | 7. deserve |
| 3. may | 8. hope |
| 4. happiness | 9. good luck |
| 5. challenge | 10. love |

Lampiran 2

Task 2.1

No.	Occasions	Expressions
1	Happiness	<ul style="list-style-type: none"> - Happy new year - Congratulations - Happy Teacher's Day
2	Prayer/Wish	<ul style="list-style-type: none"> - Wish this year brings to the warmth of love and illuminates your path of life towards a positive direction. - I hope you will become smarter and success. - Wish you all the best.
3	Special Quotes	<ul style="list-style-type: none"> - I found discipline, guidance, friendship and love, all at once in one person, that is you. - Roses are red, violets are blue. Sugar is sweet and so are you.

Task 2.2

1. Because Rose wants to congratulate Emily for her promotion.
2. Friends at work
3. Irman (Hanan's brother)
4. To congratulate Hanan for his graduation
5. Feel happy and proud

Task 2.3

Text 1: 3 – 5 – 2 – 1 – 4

Text 2: 4 – 1 – 3 – 5 – 2

Rubrik Penilaian Lampiran 7

Rubrik penilaian 'writing a greeting card'

- Tingkat kelengkapan dan keruntutan dalam menyusun kartu ucapan.
- Tingkat ketepatan unsur kebahasaan: tata bahasa, kosa kata, ucapan, ejaan, tanda baca.

Cara Penilaian:

- Kinerja (praktik)
Menghasilkan sebuah kartu ucapan yang sesuai dengan kaidah struktur teks dan unsur kebahasaan

Penilaian dari Aspek Keterampilan Kemampuan Menulis (Writing Skill)			
No	Aspek Yang Dinilai	Kriteria	Skor
1	Keaslian penulisan	Sangat original	5
		Original	4
		Cukup original	3
		Kurang original	2
		Tidak original	1
2	Kesesuaian isi dengan judul / tema	Isi sangat sesuai dengan judul	5
		Isi sesuai dengan judul	4
		Isi cukup sesuai dengan judul	3
		Isi kurang sesuai dengan judul	2
		Isi tidak sesuai dengan judul	1
3	Keruntutan teks	Keruntutan teks sangat tepat	5
		Keruntutan teks tepat	4
		Keruntutan teks cukup tepat	3
		Keruntutan teks kurang tepat	2
		Keruntutan teks tidak tepat	1
4	Pilihan kosa kata	Pilihan kosa kata sangat tepat	5
		Pilihan kosa kata tepat	4
		Pilihan kosa kata cukup tepat	3
		Pilihan kosa kata kurang tepat	2
		Pilihan kosa kata tidak tepat	1
5	Pilihan tata Bahasa	Pilihan tata bahasa sangat tepat	5
		Pilihan tata bahasa tepat	4
		Pilihan tata bahasa cukup tepat	3
		Pilihan tata bahasa kurang tepat	2
		Pilihan tata bahasa tidak tepat	1
6	Penulisan Kosa Kata	Penulisan kosa kata sangat tepat	5
		Penulisan kosa kata tepat	4
		Penulisan kosa kata cukup tepat	3
		Penulisan kosa kata kurang tepat	2
		Penulisan kosa kata tidak tepat	1
7	Penggunaan tanda baca	Penggunaan tanda baca sangat tepat	5
		Penggunaan tanda baca tepat	4
		Penggunaan tanda baca cukup tepat	3
		Penggunaan tanda baca kurang tepat	2
		Penggunaan tanda baca tidak tepat	1

Nilai siswa = $\frac{\text{Skor perolehan}}{\text{Skor maksimal}} \times 100$