

**RENCANA PELAKSANAAN PEMBELAJARAN
(RPP)**

**KELAS VIII
BAHASA INGGRIS
PELAJARAN III : HIMBAUAN**



Oleh :

**Raimondus Angwarmase
Nomor UKG. 201698231216
Bidang Studi : Bahasa Inggris**

**PENDIDIKAN PROFESI GURU DALAM JABATAN PENDIDIKAN GURU
BIDANG STUDI BAHASA INGGRIS FAKULTAS KEGURUAN DAN ILMU
PENDIDIKAN UNIVERSITAS HAMZANWADI
TAHUN 2021**

UNIVERSITAS HAMZANWADI



Bersaing & Berbudaya Santri

KD. 3.1 - 4.1

RENCANA PELAKSANAAN PEMBELAJARAN (RPP)

PERTEMUAN 2

BAHASA INGGRIS
Kelas VII Semester 1
SMP SANTA MARIA BANDUNG

Raimondus Angwarmase

**Mahasiswa PPG dalam Jabatan
UNIVERSITAS HAMZANWADI**

TAHUN 2021

RENCANA PELAKSANAAN PEMBELAJARAN

KD 3.1 – 4.1

Satuan Pendidikan	: SMP Santa Maria Bandung
Pelajaran	: Bahasa Inggris
Kelas/Semester	: VIII/Ganjil
Materi pokok	: Ungkapan Himbauan (<i>Suggestion</i>)
Alokasi Waktu	: 1 x pertemuan (2 JP)
Media Pembelajaran	: Video, Gambar, dan Power Point
Metode	: <i>Metode Saintifik</i>
Pertemuan	: II (Kedua)

A. KOMPETENSI INTI

1. *SIKAP SPIRITUAL* :

Menghargai dan menghayati ajaran agama yang dianutnya.

2. *SIKAP SOSIAL*

Menghargai dan menghayati perilaku jujur, disiplin, santun, percaya diri, peduli, dan tanggungjawab dalam berinteraksi secara efektif sesuai dengan perkembangan anak di lingkungan, keluarga, sekolah, masyarakat dan lingkungan alam sekitar, bangsa, negara dan kawasan regional.

3. PENGETAHUAN

Memahami pengetahuan (faktual, konseptual, dan prosedural) berdasarkan rasa ingin tahunya tentang ilmu pengetahuan, teknologi, seni, budaya terkait fenomena dan kejadian tampak mata.

4. KETERAMPILAN

Mencoba, mengolah, dan menyaji dalam ranah konkret (menggunakan, mengurai, merangkai, memodifikasi, dan membuat) dan ranah abstrak (menulis, membaca, menghitung, menggambar, dan mengarang) sesuai dengan yang dipelajari di sekolah dan sumber lain yang sama dalam sudut pandang/teori.

B. KOMPETENSI DASAR (KD)

3.1. Menerapkan (C3) fungsisosial, struktur teks, dan unsur kebahasaan teks interaksi transaksional lisan dan tulis yang melibatkan tindakan memberi dan meminta informasi terkait keharusan, larangan, dan **himbauan**, sesuai dengan konteks penggunaannya (Perhatikan unsur kebahasaan *must, should*)

4.1. Menyusun (P3) teks interaksi transaksional lisan dan tulis sangat pendek dan sederhana yang melibatkan tindakan memberi dan meminta informasi terkait keharusan, larangan, dan **himbauan**, dengan memperhatikan fungsi sosial, struktur teks, dan unsur kebahasaan yang benar dan sesuai konteks

C. INDIKATOR PENCAPAIAN KOMPETENSI (IPK)

Pertemuan II

1. Menganalisis (C4) fungsi sosial sebuah dialog terkait ungkapan himbauan
2. Menyajikan (P3) dialog secara tertulis terkait ungkapan himbauan

D. TUJUAN PEMBELAJARAN (TP)

Pertemuan II

1. Peserta didik (A) mampu menganalisis fungsi sosial terkait ungkapan himbauan (B) melalui tayangan video (C) dengan benar (D).

2. Peserta didik (A) mampu menyajikan dialog secara tertulis terkait ungkapan himbauan (B) melalui gambar (C) dengan benar (D).

E. MATERI PEMBELAJARAN (terlampir)

Ungkapan himbauan

F. METODE/Model

Metode : Saintifik

G. Langkah-langkah Pembelajaran (LP)


Pertemuan Kedua

1. Kegiatan Awal

- a. Guru memberi salam
- b. Guru menyiapkan peserta didik untuk mengikuti proses pembelajaran.
- c. Guru memberi motivasi dan mengajak peserta didik berdoa.
- d. Guru mengecek kehadiran peserta didik
- e. Guru mengajukan pertanyaan-pertanyaan berkaitan-an dengan materi yang akan dipelajari.
- f. Guru menjelaskan tujuan pembelajaran atau kompetensi dasar yang akan dicapai.
- g. Guru menyampaikan cakupan materi dan penjelasan uraian kegiatan dan teknik penilaian

Pertemuan Kedua

2. Kegiatan Inti (Metode Saintifik)

Sintaks	Kegiatan
<p>Mengamati</p>	<ul style="list-style-type: none"> ❖ Peserta didik menemukan fungsi sosial ungkapan himbauan berdasarkan berbagai situasi melalui tayangan video berikut : https://www.youtube.com/watch?v=mSW08EfVfYo <div data-bbox="837 1249 1358 1514" style="border: 1px solid black; padding: 5px; text-align: center;">  <p>She has got a headache. What <i>should</i> she do?</p> <p>She should take an aspirin. ✓</p> </div> <ul style="list-style-type: none"> ❖ Peserta didik membuat dialog pendek sederhana secara tertulis terkait ungkapan himbauan berdasarkan gambar berikut : <div data-bbox="740 1621 1390 1960" style="border: 1px solid black; padding: 5px;">  </div>

Sintaks	Kegiatan
<p style="text-align: center;">Menanya</p>	<p>❖ Guru memberikan kesempatan peserta didik untuk bertanya tentang :</p> <ul style="list-style-type: none"> ▪ perbedaan-perbedaan fungsi sosial, ▪ ketepatan unsur kebahasaan ungkapan himbauan dengan modal : <i>should, should not</i> ▪ ketepatan menggunakan unsur kebahasaan dalam tindakan memberi dan meminta informasi terkait ungkapan himbauan melalui gambar. Contoh : <div style="border: 1px solid black; padding: 5px; margin: 10px 0;"> <p>Giving Suggestion (memberi saran)</p> <ul style="list-style-type: none"> • <i>You should + VI</i> • <i>You had better + VI</i> • <i>You ought to + VI</i> • <i>I advise you to + VI</i> • <i>I suggest you to + VI</i> • <i>I recommend you to + VI</i> </div> <div style="border: 1px solid black; padding: 5px; margin: 10px 0;"> <p>Asking Suggestion (meminta saran)</p> <ul style="list-style-type: none"> ▪ <i>Do you have any ideas for me?</i> ▪ <i>Do you have any suggestions for me?</i> ▪ <i>Do you have any advice for me?</i> ▪ <i>Would you mind giving me your suggestion?</i> ▪ <i>Can you tell me what I should do?</i> ▪ <i>What should I do?</i> </div>
<p style="text-align: center;">Mengumpulkan data/ Informasi</p>	<ul style="list-style-type: none"> • Mengumpulkan data/informasi melalui diskusi kelompok atau kegiatan lain guna menemukan solusi masalah terkait materi pokok yaitu <ul style="list-style-type: none"> • <i>Ketepatan unsur kebahasaan ungkapan himbauan dengan modal: should</i> • <i>Kesesuaian format penulisan/ penyampaian</i> • <i>Ketepatan menggunakan unsur kebahasaan dalam tindakan memberi dan meminta informasi terkait ungkapan himbauan</i> <p>dengan membaca ulang percakapan terkait ungkapan himbauan terkait intonsi dan tekanan kata yang baik dan benar.</p>
<p style="text-align: center;">Menalar/Mengasosiasi</p>	<p>Peserta didik menganalisa masukan, tanggapan dan koreksi dari guru terkait pembelajaran tentang ungkapan himbauan dengan langkah-langkah berikut:</p> <p>❖ Mengolah informasi yang sudah dikumpulkan dari hasil kegiatan/pertemuan sebelumnya</p>

Sintaks	Kegiatan
	<p>maupun hasil dari kegiatan mengamati dan kegiatan mengumpulkan informasi yang sedang berlangsung dengan bantuan pertanyaan-pertanyaan pada lembar kerja peserta didik.</p> <ul style="list-style-type: none"> ❖ Peserta didik mengerjakan soal-soal mengenai <ul style="list-style-type: none"> ▪ Ketepatan unsur kebahasaan ungkapan himbauan dengan modal: should ▪ Kesesuaian format penulisan/ penyampaian ▪ Ketepatan menggunakan unsur kebahasaan dalam tindakan memberi dan meminta informasi terkait ungkapan himbauan

3. Kegiatan Akhir

- a. Peserta didik dan guru menyimpulkan apa yang sudah dipelajari terkait ungkapan himbauan.
- b. Refleksi (Guru menanyakan kembali apa saja ekspresi yang dapat digunakan untuk himbauan, dalam bentuk formal dan informal)
- c. Guru menanyakan bagaimana tanggapan dan perasaan siswa dalam mempelajari materi terkait ungkapan himbauan.
- d. Guru memberi arahan untuk menyelesaikan tugas di rumah LKPD dan mempelajari sub materi pokok pada pertemuan selanjutnya
- e. Salam penutup

Mengetahui
Kepala Sekolah

Bandung, September 2021
Guru Mapel

Agustinus Tilarso Sudarmo, S.Pd

Raimondus Angwarmase, S.Pd.
NIP . 19650213 200003 1 003

MATERI PEMBELAJARAN

KD 3.1 – 4.1

Satuan Pendidikan	: SMP Santa Maria Bandung
Pelajaran	: Bahasa Inggris
Kelas/Semester	: VIII/Ganjil
Materi pokok	: Ungkapan Himbauan (<i>Suggestion</i>)
Alokasi Waktu	: 1 x pertemuan (2 JP)
Media Pembelajaran	: Video, Gambar dan Power Point
Metode	: <i>Metode Saintifik</i>
Pertemuan	: II (Kedua)

A. Kompetensi Dasar (KD)

- 3.1. Menerapkan (C3)** fungsisosial, struktur teks, dan unsur kebahasaan teks interaksi transaksional lisan dan tulis yang melibatkan tindakan memberi dan meminta informasi terkait keharusan, larangan, dan **himbauan**, sesuai dengan konteks penggunaannya (Perhatikan unsur kebahasaan *must, should*)
- 4.1. Menyusun (P3)** teks interaksi transaksional lisan dan tulis sangat pendek dan sederhana yang melibatkan tindakan memberi dan meminta informasi terkait keharusan, larangan, dan **himbauan**, dengan memperhatikan fungsi sosial, struktur teks, dan unsur kebahasaan yang benar dan sesuai konteks

B. PETUNJUK BELAJAR

Untuk mendapatkan hasil yang maksimal, perhatikanlah beberapa petunjuk berikut ini.

1. Bacalah dan pahami uraian materi modul ini
2. Jika menemui kesulitan tentang makna kata atau kata sulit bacalah glossary
3. Apabila terdapat materi yang sulit, tanyakanlah kepada guru secara langsung atau melalui grup whatsapp
4. Kerjakanlah tugas-tugas yang tersedia

C. TUJUAN PEMBELAJARAN (TP)

Pertemuan II

1. Peserta didik (A) mampu menganalisis fungsi sosial terkait ungkapan himbauan (B) melalui tayangan video (C) dengan benar (D).
2. Peserta didik (A) mampu menyajikan dialog secara tertulis terkait ungkapan himbauan (B) melalui gambar (C) dengan benar (D) .

3. MATERI POKOK

1. Activity 1

Peserta didik mampu menganalisis fungsi sosial terkait ungkapan himbauan melalui tayangan video dengan benar.

Description

According to content of video, Giving and Responding to Suggestions are expressions used to express ways and give, respond to suggestions. *Suggestion* is the expression or writing about what someone should do. The function of suggestion are to advice someone about something and to purpose an idea or plan to be considered by people.



<https://www.youtube.com/watch?v=2zyca6fGo4A>

1. Asking for suggestion,

example :

- a. *Can you give me suggestion?* (Bisakah kamu memberiku saran?)
- b. *What should I do?* (Apa yang harus kulakukan?)
- c. *What's your advice?* (Apa saran yang bisa kamu berikan?)
- d. *If you were me, what would you do?* (Kalau kamu adalah aku, apa yang akan kamu lakukan?)
- e. *Do you have any suggestions?* (Apakah kamu punya saran untukku?)
- f. *Do you have any advices?* (Apakah kamu punya nasihat untukku?)

2. Giving suggestion

Example :

- a. *I think you should...* (Menurutku, kamu sebaiknya...)
- b. *Why don't you...* (Mengapa kamu tidak...)
- c. *Maybe you should...* (Mungkin kamu perlu...)
- d. *I suggest you to...* (Aku sarankan kamu agar...)

3. Example dialog of Asking Suggestion dan Giving Suggestion

Dodi : Ara, you look nervous. Are you okay?

Ara : This weekend I will perform a play that held by my course place. This makes me nervous

Dodi : Are you nervous because it will be your first time?

Ara : That's right, Dodi. I've never been performing a drama.

Dodi : Keep practicing your lines will help you to not nervous again, Ara.

- Ara : Yes, I already practicing everyday and memorize all my lines. But it still makes me nervous. What should I do then, Dodi?
- Dodi : My suggestion, before you go on the stage, you should take a deep breath and doing something you like. Such as watching videos, listening to a song, or playing game.
- Ara : Maybe that's a good idea. Thank you for your suggestion, Dodi.
- Dodi : You're welcome, Ara.

2. Activiy 2

- a. Peserta didik mampu menyajikan dialog secara tertulis terkait ungkapan himbauan melalui gambar dengan benar)
- b. *Social Function of Suggestion*
- + To give suggestion to someone and give responses to the suggestion whether accepting or refusing it.
 - + To help someone who needs any suggestion or advice by giving our personal idea and opinion in our daily life.

Look at the situations below! !



Situation :
The doctor says I must lose weight but I love eating!

- Possible answer :***
- Treat yourself well-but not with food.
 - Leave your past behind you

What will you suggest ?



Sutuation :
It's raining.

- Possible answer :***
- You should take your umbrella

c. Read the short dialogue below !

Ramlan : Hi Renny , would you like to do something with me this weekend ?
Renny : Sure . What shall we do ?
Ramlan : I do not know . Do you have any ideas?
Renny : Why do not we watch a movie?
Ramlan : That's sounds good. Which movie shall we watch?
Renny : Let's watch "Despicable Me 3".
Ramlan : OK. Let's go to the cinema. When is it on?
Ramlan : It's on at 8 o'clock at the XXI Epicentrum Mall . Shall we have a drink ?
Renny : Sure, that's a good idea. What about going to the new drink shop "Chatime"?
Ramlan : Great idea ! Let 's *meet* there at 7 p. m.
Renny : OK . See you.
Ramlan : Bye .

3. Activity 3 : *EXERCISE*

a. Task 1

Make a short dialogue with your partner based on the situation that you get !

b. Task 2

Complete the following dialogues with the correct form of modal and verbs!

Dialog 1 : In a classroom.

Student : _____ you like me to clean the blackboard?
Teacher : Yes, please.
Student : Can I _____ some chalks?
Teacher : Oh, _____. Thanks.
Student : You're welcome, Sir.

Dialog 2 : At Joana's house.

Darmawan : What's the matter, Joana?
Joana : I'm not well.
Darmawan : _____ I accompany you to go the doctor?
Joana : No, I don't _____ to go to doctor.
Darmawan : ___ you like to go for a walk?
Joana : That's a good idea.

MEDIA PEMBELAJARAN

BAHAN AJAR

KD 3.1 – 4.1

Satuan Pendidikan	: SMP Santa Maria Bandung
Pelajaran	: Bahasa Inggris
Kelas/Semester	: VIII/Ganjil
Materi pokok	: Ungkapan Himbauan (<i>Suggestion</i>)
Alokasi Waktu	: 1 x pertemuan (2 JP)
Media Pembelajaran	: Video
Metode	: <i>Metode Saintifik</i>
Pertemuan	: II (Kedua)

A. Kompetensi Dasar (KD)

- 3.1. Menerapkan (C3)** fungsisosial, struktur teks, dan unsur kebahasaan teks interaksi transaksional lisan dan tulis yang melibatkan tindakan memberi dan meminta informasi terkait keharusan, larangan, dan **himbauan**, sesuai dengan konteks penggunaannya (Perhatikan unsur kebahasaan *must, should*)
- 4.1. Menyusun (P3)** teks interaksi transaksional lisan dan tulis sangat pendek dan sederhana yang melibatkan tindakan memberi dan meminta informasi terkait keharusan, larangan, dan **himbauan**, dengan memperhatikan fungsi sosial, struktur teks, dan unsur kebahasaan yang benar dan sesuai konteks

B. TUJUAN PEMBELAJARAN (TP)

Pertemuan II

1. Peserta didik (A) mampu menganalisis fungsi sosial terkait ungkapan himbauan (B) melalui tayangan video (C) dengan benar (D).
2. Peserta didik (A) mampu menyajikan dialog secara tertulis terkait ungkapan himbauan (B) melalui gambar (C) dengan benar (D) .

C. MATERI PEMBELAJARAN

Materi Pokok Bab ini memuat materi pokok teks lisan dan tulis untuk (1) memberikan saran dan himbauan dan (2) menyatakan aturan dan keharusan, serta responnya. Kemampuan ini dapat meningkatkan kecerdasan sosial peserta didik

D. MEDIA PEMBELAJARAN

Kegiatan Awal

(Kesepakatan)

- ❖ Menyapa siwa (Tegur Sapa)
- ❖ Review Materi sebelumnya
- ❖ Tujuan Pembelajaran
- ❖ Cakupan Materi
- ❖ Refleksi - Feedback
- ❖ Penilaian

EXERCISE

Task 1
Create a short dialogue with your partner based on the situation that you get.

Task 2
Complete the following dialogues with the correct form of modal and verbs!

Dialog 1: In a classroom.
Student : _____ you like me to clean the blackboard?
Teacher : Yes, please.
Student : Can I _____ some chalks?
Teacher : Oh, _____. Thanks.
Student : You're welcome, Sir.

Dialog 2: At Joana's house.
Darmawan : What's the matter, Joana?
Joana : I'm not well.
Darmawan : _____ I accompany you to go the doctor?
Joana : No, I don't _____ to go to doctor.
Darmawan : _____ you like to go for a walk?
Joana : That's a good idea.

Key :
1. Would, Take, Sure/ yes, please
2. Can/ could/ may/ shall

1. TUJUAN MATERI PEMBELAJARAN

- Menganalisis fungsi sosial terkait ungkapan himbauan melalui tayangan video (Pronunciation)
- Menyajikan dialog tertulis terkait ungkapan himbauan melalui gambar (Writing)

2. MATERI PEMBELAJARAN (Cakupan)

- Fungsi sosial *Expression of Suggestion* FOKUS *Pronunciation* pada:
 - Asking for Suggestion,
 - Giving Suggestion
- Example and Exercise (writing expression)
- Diskusi (Praktek menulis ungkapan)
- Feedback tentang pelajaran hari ini (Kegiatan hari ini)

3. KEGIATAN PEMBELAJARAN :

Mengamati, Menjelaskan, Tanyajawab, Diskusi, Menyajikan, dan refleksi

TUGAS MANDIRI

MAKING SUGGESTIONS: Read and choose the correct answer

- It's raining outside. _____ make a present?
a. Shall we
b. Let's
c. Would you like
d. How about
- _____ making some cakes, today?
a. How about
b. Why don't we
c. Shall we
d. Let's
- It's hoting hot and have fun? _____ we go to the beach?
a. How about
b. Why don't
c. Let's
d. Would you like
- _____ going to the playground?
a. How about
b. Let's
c. Why don't
d. Would you like to
- Look at my new book! _____ we read it together?
a. How about
b. Let's
c. Why don't
d. Would you like to
- _____ tidy your room? It's messy!
a. What about
b. Let's
c. Why don't you
d. How about
- Let's learn English together!
a. Why don't
b. How about
c. Shall we
d. Let's


KEGIATAN INTI : SOCIAL FUCTION OF SUGGESTION

Activity 1 :
Peserta didik mampu menganalisis fungsi sosial terkait ungkapan himbauan melalui tayangan video dengan benar.

Description
According to the content of video, Giving and Responding to Suggestions are expressions used to express wants and give, respond to suggestions. Suggestion is the expression or writing about what someone should do. The function of suggestion are to **advise** someone about something and to purpose an idea or plan to be considered by people.

Task 1
After watching video, write down social function related to expression of suggestion according to situation through video show correctly.
Example:
• Do you have any problem?
• O, no, what were you doing?


Task 2
Repeat words, phrases or sentences that have been write down, after the native speaker!
Example:
• What should I do?
• Him... Why don't you try this?



<https://www.youtube.com/watch?v=LupmHSZ7HEU>

2. Complete the dialogs. Use the expression of suggestion and its responses. Number one is done as the example.

Laras : I feel like having seafood for dinner, but we went to Tai Pak for seafood last night.	Sekar : A group of foreign students just checked in at the hostel.
Intan : Why not	Melati : Why don't I've
Answer : Why not go again? The food's great, and so is the view.	Dillan : I still need to buy some souvenirs before we leave.
Fajar : I am really tired. How about	Ms. Dewi : How about
Aditya : That's a good idea. I'm tired too.	Haris : I don't want to go home tomorrow I'm having a really good time here.
Dimas : I want to explore downtown Semarang.	Mr. Alan : So am I. Why not
Duta : Let's	



CONCLUSION/NOTE :

- You are able to use phrases, or sentences to asking or giving suggestion
 - Asking for suggestion, example:
Can you give me suggestion? (Bisakah kamu memberikan saran?)
What should I do? (Apa yang harus dilakukan?)
What's your advice? (Apa saran yang bisa kamu berikan?)
If you were me, what would you do? (Kalau kamu adalah aku, apa yang akan kamu lakukan?)
Do you have any suggestions? (Apakah kamu punya saran untukku?)
Do you have any advices? (Apakah kamu punya nasihat untukku?)
 - Giving suggestion Example:
I think you should... (Menurutku, kamu sebaiknya...)
Why don't you... (Mengapa kamu tidak...)
Maybe you should... (Mungkin kamu perlu...)
I suggest you to... (Aku sarankan kamu agar...)
- Social Function of Suggestion
 - To give suggestion to someone and give responses to the suggestion whether accepting or refusing it. (Memberi saran kepada seseorang dan memberikan tanggapan atas saran tersebut baik menerima atau menolaknya.)
 - To help someone who needs any suggestion or advice by giving our personal idea and opinion in your daily life. (Untuk membantu seseorang yang membutuhkan saran atau rujukan dengan memberikan ide dan pendapat pribadi anda dalam kehidupan sehari-hari.)

Activity 2:
Peserta didik mampu menyajikan dialog secara tertulis terkait ungkapan himbauan melalui gambar dengan benar

What will you suggest ?

Situation :
The doctor says I must lose weight but I love eating!

Possible answer :
• Treat yourself well – but not with food
• Leave your past behind you

Situation :
It's raining.

Possible answer :
• You should take your umbrella

Kegiatan Penutup

- Pemberian Tugas
- Refleksi (Feedback)
- Doa Penutup

TERIMAKASIH

Lembar Kerja Peserta Didik (LKPD)

Kelas VIII SMP KD3.1- 4.1.

Satuan Pendidikan	: SMP Santa Maria Bandung
Pelajaran	: Bahasa Inggris
Kelas/Semester	: VIII/Ganjil
Materi pokok	: Ungkapan Himbauan (<i>Suggestion</i>)
Alokasi Waktu	: 1 x pertemuan (2 JP)
Media Pembelajaran	: Video, Gambar, dan Power Point
Metode	: Metode Saintifik
Pertemuan	: II (Kedua)

A. PETUNJUK BELAJAR

Untuk mendapatkan hasil yang maksimal, perhatikanlah beberapa petunjuk berikut ini.

1. Peserta didik diminta melihat video percakapan expressing suggestion setelah memahami ringkasan materi yang diberikan
2. Dengarkan dan perhatikan tiap kalimat yang diucapkan dan situasi yang sedang terjadi
3. Catatan masing dialog phrase expressing suggestion
4. Tempatkan pada tabel yang telah disediakan dan kumpulkan

B. TUJUAN PEMBELAJARAN (TP)

Pertemuan II

1. Peserta didik (A) mampu menganalisis fungsi sosial terkait ungkapan himbauan (B) melalui tayangan video (C) dengan benar (D).
2. Peserta didik (A) mampu menyajikan dialog secara tertulis terkait ungkapan himbauan (B) melalui gambar (C) dengan benar (D) .

C. MATERI POKOK

1. Definition

Suggestion is a way to give an advice to tell what should someone do in order to face a problem.

2. Social function of suggestion:

- a. social function of asking for and giving information about suggestion and offer is to ask and give suggestion to someone and give response to the suggestion whether accepting or rejecting
- b. to help someone who needs any advice by giving our personal opinion.
- c. To help in deciding something
- d. To help someone's problem

3. Here are some expressions that you can use to give a suggestion:

No	Expressions Suggestion	Example
1	What if we ...?.	What if we go to the cinema tonight?
2	How about ...?.	How about making a cupcake?
3	Why don't you/we ...?.	Why don't you do you homework?

No	Expressions Suggestion	Example
4	Let's ...	Let's get something to drink
5	I think we/you ...	I think we should go to the meeting
6	If I were you, I would ...	If I were you, I would accept the invitation.
7	You could/should ...	You should go to the doctor to check your condition
8	I suggest you to ...	I suggest you to buy a new rice cooker.
9	You'd better ...	You'd better go home early

4. Suggestion is a way of giving or proposing ideas to others or someone else.

In making suggestion, we usually use some phrases below

No	Expressions Suggestion	Response are
1	what shall we do/ where shall we go this weekend?	sure (+)
2	let's go to cinema.	that's a good idea. (+)
3	why don't we go fishing?	Yeah, why not (+)
4	shall we play badminton instead?	I'd rather not, sorry. (-)
5	how/ what about driving around the city?	I prefer doing something else. (-) I don't think it's a good idea.(-)

D. CONTOH DAN LATIHAN

a. Contoh

Asking Suggestion	Giving Suggestion
<u>Do you have any ideas for me?</u> (<i>Apa kau punya ide untukku?</i>)	<u>You should + V1</u> (<i>Kau seharusnya + Kata kerja</i>)
<u>Do you have any suggestions for me?</u> (<i>Apa kau punya saran untukku?</i>)	<u>You had better + V1</u> (<i>Kau lebih baik + Kata kerja</i>)
<u>Do you have any advice for me?</u> (<i>Apa kau punya nasihat untukku?</i>)	<u>You ought to + V1</u> (<i>Kau seharusnya + Kata Kerja</i>)
<u>Would you mind giving me your suggestion?</u> (<i>Apakah kau mau memberikan saran?</i>)	<u>I advise you to + V1</u> (<i>saya sarankan kau untuk + kata kerja</i>)
<u>Can you tell me what I should do?</u> (<i>Bisakah kau katakan apa yang harus aku lakukan</i>)	<u>I suggest you to + V1</u> (<i>saya sarankan kau untuk + kata kerja</i>)
<u>What should I do?</u> (<i>Aku seharusnya melakukan apa?</i>)	<u>I recommend you to + V1</u> (<i>saya anjurkan kau untuk + kata kerja</i>)

- b. Ada berbagai formula untuk memberi saran dalam bahasa Inggris. Berikut beberapa yang umum.

How/What about + -ing?	How about going to the cinema tonight? (Bagaimana kalau pergi ke bioskop malam ini?)
	What about having a healthier lifestyle? (Bagaimana kalau memiliki gaya hidup yang lebih sehat?)

How about + noun phrase (memberi saran tentang makanan atau minuman)	How about a cup of coffee before we get to work? (Bagaimana dengan segelas kopi sebelum kita mulai bekerja?)
How about + simple present?	How about I send you a copy of their catalogue? (Bagaimana dengan saya mengirimimu kopi katalog mereka?)
Why not ... ? Why don't ... ? Why doesn't ... ? (untuk membuat general suggestions)	Why not take time to stop and look at how you view yourself? (Mengapa tidak ambil waktu untuk berhenti sejenak dan melihat bagaimana kamu memandang dirimu sendiri?)
	Why don't we meet more often? (Mengapa kita tidak bertemu lebih sering?)
	Why don't you tell me what's going on? (Mengapa kamu tidak mengatakan pada saya apa yang sedang terjadi?)
Let's ..., Let's not ... (memberi saran tentang melakukan atau tidak melakukan sesuatu dengan seseorang)	It's getting dark. Let's go home. (Hari akan gelap. Mari kita pulang ke rumah.)
	Let's not make the same mistake. (Mari jangan membuat kesalahan yang sama.)
Could (Perhaps atau maybe mungkin dapat ditambahkan di awal kalimat agar saran terdengar lebih sopan)	You could bring your friends. (Kamu dapat membawa teman-temanmu.)
	Maybe we could give it a try. (Mungkin kita bisa mencobanya.)
I suggest ...	I suggest you try on different kinds of glasses with frames from various brand to see what look great on you. (Saya sarankan kamu mencoba bermacam-macam kacamata dari berbagai merk untuk melihat yang tampak cocok di kamu.)

2. Latihan

a. Now, read and understand the examples of the expression asking for, giving, and the responses to suggestions below.

1. Asking for Suggestion:

1. What do you think I should do?
2. What do you suggest?
3. What would you do (in this situation)?
4. What would you do if you were me?

2. **Sentences of Giving Suggestions:**
 - a. Let's go to the library.
 - b. Let's go to movies.
 - c. Why don't you do your homework before going out?
 - d. We could eat at home today.
 - e. What about eating at the new place?
 - f. How about eating at the new place?
 - g. How about going to Sam's place first?
 - h. I suggest that we call it a day.
 - i. You need to change your sleeping habits.
 - j. I think you should go and meet her.
 - k. I think we should do it this way.

E. TUGAS MANDIRI

1. Butir Soal

1. I've gained some weight. What should be the response to this statement?
 - A. I would suggest you to drink a lot.
 - B. I would suggest you to sleep earlier.
 - C. I would suggest you to go to the cinema.
 - D. I would suggest you to change your lifestyle.
2. Heru is having cold. Doctor's advice below is correct, except...
 - A. You should take a bed rest
 - B. I suggest you to eat chicken soup
 - C. I advise you to eat ice cream more
 - D. I recommend you to take a bath
3. My neighbor is noisy. You should.....
 - A. Let them be.
 - B. Tell your neighbor to increase their voice
 - C. Tell politely to neighbor to be silent for a while
 - D. I don't know, tell me!
4. I have toothache. What should I do? The suggestion is proper, except...
 - A. If I were you, I would go to the dentist.
 - B. Why don't you go to the dentist?
 - C. I would suggest to take pain killer pills. Maybe it will help?
 - D. I'm sorry I never had toothache.
5. You want to test your crush, but you are afraid to do that. You want to ask for some advice from your friend. You can say all the followings, except
 - A. what do you think I should do?
 - B. why don't you text him/her?
 - C. what should I do?
 - D. can I ask your advice about texting my crush?
6. Your friend needs a book for his homework. But he doesn't have enough money to buy it. What will you suggest him?
 - A. You should borrow from our seniors
 - B. I think you shouldn't do the homework.
 - C. What if we go to the zoo?
 - D. You ought to get some rest.
7. You and your friends are on a trip to Pasir Putih beach. However, none of

- you knows about the route to the beach. What will be your suggestion?
- I think we can go home now.
 - What about going to a restaurant?
 - You should open Google Maps application on your phone.
 - You should read the instruction more carefully.
8. I want to have a healthier lifestyle. What should I do?
- Don't do it.
 - You should sleep better, eat healthier and do workout.
 - I don't like eating vegetables.
 - Just do it.
9. This is Saturday night. What will you suggest your friend?
- I think we should go to the town square for sight seeing.
 - What about going to the doctor?
 - You should speak to your teacher.
 - What if we take this to be repaired?
10. Tom looks very tired. What's your suggestion to him?
- You should eat more.
 - You should study harder
 - I think you ought to get some rest
 - What if you go for a walk?

Kunci Jawaban :

1. D	6. A
2. C	7. C
3. C	8. B
4. D	9. A
5. B	10. C

Perhitungan Nilai

Jumlah jawaban benar x 10 = NA

F. GLOSSARY

No	INGGRIS	INDONESIA	NO	INGGRIS	INDONESIA
1	Conversation	percakapan	11	necessity	kebutuhan
2	Negative	megatif	12	imply	menyiratkan
3	Formal	resmi	12	treatment	perlakuan
4	Prefer	Lebih menyukai	14	inform	memberitahukan
5	Contraction	kontraksi	15	fact	fakta
6	Polite	sopan	16	Type of	jenis
7	Decline	menolak	17	knowledge	pengetahuan
8	Practice	praktek	18	impart	memberi
9	hint	petunjuk	19	state	Negara/pernyataan
10	indicate	menunjukkan	20	event	peristiwa

G. REFERENSI

1. Buku siswa Bahasa Inggris “ When English Rings a Bell”, Kemendikbud 2018
2. <https://www.youtube.com/watch?v=LnmHc27hFU>, diakses 07 Oktober 2021
3. <https://id.pinterest.com/pin/678495500119017028/>, diakses 08 Oktober/2021
4. Keputusan Kepala Badan Penelitian dan Pengembangan Perbukuan Nomor 018/H/KR/2020 Tentang Kompetensi Inti dan Kompetensi Dasar Pelajaran pada Kurikulum 2013 pada Pendidikan Anak Usia Dini, Pendidikan Dasar, dan Pendidikan Menengah Berbentuk Sekolah Menengah Atas untuk Kondisi Khusus.
5. https://www.myenglishpages.com/site_php_files/communication-lesson-suggesting.php.
6. Suggestions. <http://dictionary.cambridge.org/grammar/britishgrammar/suggestions>.
7. Accessed on October 14, 2021.
8. MakingSuggestions. http://esl.about.com/od/grammarstructures/a/f_suggestions.htm. Accessed on October 14, 2021.
9. Ability, Permission, Requests and Advice. https://learnenglish.britishcouncil.org/en/english-grammar/verbs/modalverbs/ability-permission-requests-and_advice. Accessed on October 14, 2021.
10. Suggestion. <http://www.oxfordlearnersdictionaries.com/definition/english/suggestion>. Accessed on October 14, 2021.

LAMPIRAN RPP

ISNTRUMEN PENILAIAN

A. PENILAIAN SIKAP

JURNAL OBSERVASI SIKAP SPIRITUAL DAN SOSIAL

Nama Sekolah : SMP Santa Maria
Kelas/Semester : VIII/Ganjil
Tahun Pelajaran : 2021-2022

Pert. Ke-	Waktu	Nama Siswa	Catatan Prilaku	Jenis Sikap (+)/(-)	Butir Sikap	Tanda Tangan	Tindak Lanjut
		Anastasia Gladys A					
		Angelia Caroline					
		Angelica Tegar S					
		Aurelia Adventa PY					
		Bella Ksrina'A					
		Benedictus Revaldo A					
		Bernardetta Rosario C					
		Blessica Angela M					
		Brigitta Ellyana P.H.					
		Cheiryl Michellin G					
		Daniel Indrawan					
		Dinada Angelicia					
		Evan Natanel F					
		Flavia Erena A.					
		Gavrila Varena L. R					
		Gilbert Valentino M					
		Grace Aurella					
		Gwen Miracle Joy D					
		Ignatius Christian P					
		Jonathan Kevinno J					
		Kastisima M. P A					
		Margaretha R. D.W.					

Mengetahui
Kepala Sekolah

Agustinus Tilarso Sudarmo, S.Pd

Bandung, September 2021
Guru Mapel

Raimondus Angwarmase, S.Pd.
NIP . 19650213 200003 1003

B. PENILAIAN PENGETAHUAN

Butil Soal

Choose A, B, C, or D for the correct answer!

Incomplete Dialog

Questions 1 to 10 refer to the following incomplete dialogs. Four clauses/sentences, marked A, B, C, or D, are given beneath each dialog. You have to choose the one clause/sentence that best completes the dialog.

1. Linda : Hi Anna. What's up?
Anna : I saw you at the prom. You looked so slim. I want to lose weight, too.
How can I do it?
Linda : ...
A. You don't need to lose weight. You look fine.
B. I found that a brisk walk every lunch time helped me to lose weight.
C. I don't think you can ever lose weight!
D. Join a weight loss club. They will give you moral support.
2. Marco : I am lost. I need to go Westminster. Can you show me the way?
A stranger : Oh, sure. ...
A. Ask at the tube station.
B. I am sorry I can't help you. I don't know the way either.
C. Walk down the road, catch the bus 123 and it will take you there.
D. Come with me, I will guide you.
3. Shania : Hi Andi. What's your plans after graduating?
Andi : I want to apply for a job. Do you have any advice?
Shania : ...
A. There are not many jobs available. You are wasting your time.
B. Write your CV and visit the employment agency.
C. My plan is continuing my studies.
D. Why do you want a job?
4. Sister : Hey, you look so confused. What's up?
Ari : My friend asked me for money. What would you do? Would you give it to him?
Sister : ...
A. He's your friend. Give him money.
B. I never give money to friends.
C. Find out what he needs the money for.
D. Pretend you don't have any money.
5. Yossi : I want to stop smoking. Can you help me?
Rico : ...
A. Just stop.
B. I suggest you visit the doctor.
C. This is good. You really must do it. I will support you.
D. Don't join friends when they go out for a smoke.

6. A : I have a terrible cough. What should I do?
 B :
- A. Of course you need to go to a doctor. But first, you should stop smoking.
 B. You had better consume more fruit and less carbohydrates.
 C. We must wear the necessary safety equipment.
 D. I think you should call your parents
7. Student : ... to carry these books to your room, sir?
 Teacher : No, thanks. I can do it myself.
- A. Do you want
 B. Shall I do
 C. Can you help
 D. May I help you
8. Ria : It's breaktime. ... a cup of tea?
 Yudi : That would be very nice of you.
- A. Shall I have
 B. May you get me
 C. Could you help me to get
D. Would you like me to get you
9. Tina : Grandma, can I help you with the sewing?
 Grandma : How kind of you.
- A. I am sorry
B. Thank you
 C. Don't worry
 D. I don't need you
10. Shop assistant : Welcome, Madamme. ... ?
 Customer : Thanks. I want to see some historical books.
 Shop assistant : Well, you go to the books department. This way, please.
 Customer : Thank you.
- A. Would you mind helping me
 B. Anything I can do for you
 C. Do you want to help me
 D. Do you need some help

Kunci Jawaban :

1. D	6. A
2. C	7. D
3. B	8. D
4. C	9. B
5. D	10. B

Perhitungan Nilai

Jumlah jawaban benar x 10 = NA

C. INSTRUMEN PENILAIAN KETERAMPILAN (*Writing*)

1. Menyajikan (P3) dialog secara tertulis terkait ungkapan himbauan
2. *Assignment* :

Read the dialogue above carefully, then write a simple dialogue about your activity in the school with your friend!(Baca dialog di dibawah ini dengan saksama, kemudian tulislah dialog sederhana tentang aktifitas anda dengan temanmu di sekolah)!

Read and the following conversation write with your partner!

Aziz : Hi, guys!

Abista : Hi, how's life?

Aziz : I'm okay.

Abista : Oh, come in, please!

Aziz : Thank you.

Abista : What do you want to drink?

Aziz : A cup of coffee will be fine. By the way, tomorrow I will celebrate my birthday. Do you want to come to my party?

Abista : Yes, of course. Thanks. That's very kind of you.

Aziz : But I need your advice about the theme of the party. What the kind of theme should I choose for my birthday party?

Abista : I think you should choose the halloween theme.

Aziz : Oh...that's good idea. Thank you for your advice.

3. Aspek yang Dinilai

No	Aspek yang Dinilai	Kriteria	Skor
1	Keaslian Penulisan	Sangat original	5
		Original	4
		Cukup original	3
		Kurang original	2
		Tidak original	1
2	Pilihan Kosa Kata	Pilihan kosa kata sangat tepat	5
		Pilihan kosa kata tepat	4
		Pilihan kosa kata cukup tepat	3
		Pilihan kosa kata kurang tepat	2
		Pilihan kosa kata tidak tepat	1
3	Pilihan Tata Bahasa	Pilihan tata bahasa sangat tepat	5
		Pilihan tata bahasa tepat	4
		Pilihan tata bahasa cukup tepat	3
		Pilihan tata bahasa kurang tepat	2
		Pilihan tata bahasa tidak tepat	1
4	Kerapihan Tulisan	Tulisan sangat rapih dan mudah terbaca	5
		Tulisan rapih dan mudah terbaca	4
		Tulisan kurang rapih tetapi mudah terbaca	3
		Tulisan tidak rapih tapi terbaca	2
		Tulisan tidak rapih dan sulit terbaca	1