



**PERANGKAT PEMEBALAJARAN KURIKULUM 2013  
( Lesson Plan )**

**CLASS : IXa  
BAHASA INGGRIS**

**OLEH  
ENRIMON PIISI, S.Pd  
NIM.1212321092**

**PENDIDIKAN PROFESI GURU DALAM JABATAN  
PENDIDIKAN GURU BAHASA INGGRIS SMP  
UNIVERSITAS KATOLIK WIDYA MANDALA SURABAYA  
2021**

# LESSON PLAN

<b>School</b>	<b>: SMPN 1 Banggai Tengah</b>
<b>Subject</b>	<b>: Bahasa Inggris</b>
<b>Class/Semester</b>	<b>: IX/I</b>
<b>Material</b>	<b>: Food and Beverage Label</b>
<b>Academic Year</b>	<b>: 2021/2022</b>
<b>Time Allocation</b>	<b>: 2 x 30 minute</b>

## A. MAIN COMPETENCE

- KI 1 : Concerning and practicing the value of the religion
- KI 2 : Exploring the attitude(honest, discipline, responsibility, care, cooperation, piece, responsive and active)and shows the attitude as problem solver in the country in effective interaction in social society and take position ourselves as a reflection of the nation in the association world.
- KI 3 : Understand, apply, analyze, and evaluate factual knowledge, conceptual, science, technology, art, culture, and humanities with human insight, national, state, and civilization related phenomena and events, as well as applying procedural knowledge in a specific field of study according to their talents and interests to solve the problem.
- KI 4 : Try, process, and serve in the concrete real and abstract domains associated with the development of the independently learned in school and home, and was able to use the method according to the rules of science.

## B. BASIC COMPETENCE AND INDICATORS

Basic Competence	Indicators
3.3. Membandingkan fungsi sosial, struktur teks, dan unsur kebahasaan beberapa teks khusus dalam bentuk label, dengan meminta dan memberi informasi terkait obat/makanan/ minuman, sesuai dengan konteks penggunaannya	3.3.1. find the information about the original name, trade name of the drug, description, volume of ingredients, how to use, how to store, and expiration date written on the food and beverage label
4.3 Menangkap makna secara kontekstual terkait dengan fungsi sosial, struktur teks, dan unsur kebahasaan teks khusus dalam bentuk label pendek dan sederhana, terkait obat/makanan/ minuman	4.3.1 identify the structure of food and beverage labels  4.3.2 Write information about food and beverage into the table  4.3.3 Make sentences based on the food and beverage labels

## C. LEARNING OBJECTIVE

1. Student can identify the information contained on the food and beverage label (C1)
2. Students can identify the food and beverage labels structure.(C1)
3. Students can fill table using information on the product's label (C4)
4. Student can make sentences based on the beverage label. (HOTSC6)

## D. LEARNING MATERIAL

### FOOD AND BEVERAGE LABELS

#### 1. Label definition

Label is a small piece of paper or plastic which give information about a product.

Label is usually put on food or drink package. The product label usually contains The brand of the product, name of the product, description of the product, content or amount of the product, ingredients or composition of the product, directions to use the product, directions to store the product, expiration date of the product, indication and contra indication (especially in medicine). Thus, consumers can get detailed and accurate information about the product.

## 2. The Purpose

The purpose of the label is to provide information about the product, for example products in the form of food, beverages, drugs, clothing, etc. (The purpose of a label is to give information about the product. The function of a food/beverage label is to provide information related to the food/beverage product.

## 3. The social functions

The social functions of labels are as follows:

- a. to choose food/beverage/medicine which is suitable and safe,
- b. to avoid negative effects of food/beverage/medicine,
- c. to get the best results of medication.

## 4. The Structure

A good label should contain:

1. brand of the product,
2. name of the product,
3. description of the product,
4. content or amount of the product,
5. ingredients or composition of the product,
6. directions to use the product,
7. directions to store the product,
8. expiration date of the product,
9. indication and contra indication (especially in medicine).



5. Examples

Food Label

**Breakfast Cereals**  
Mango, Walnut and Royal Jelly

Low fat breakfast cereals contains mango pieces, walnuts and royal jelly

**Nutrition Information**  
Serving per package: (insert number of servings)  
Serving size: g (or mL, or other units as appropriate)

	City per Serving	City per 100g (or mL)
Energy	kJ (Cal)	kJ (Cal)
Protein	g	g
Total fat	g	g
Saturated fat	g	g
Carbohydrate	g	g
Sugar	g	g
Sodium	mg (mmol)	mg (mmol)

(insert any other nutrient or biologically active substance to be declared)

g, mg, ug (or other units as appropriate)

g, mg, ug (or other units as appropriate)

**INGREDIENTS:**  
Whole grain wheat, corn, rolled oats, palm oil, aspartame, mango pieces (mango, mango juice, humectant (glycerol), tartrazine, natural mango flavour), royal jelly, walnuts, minerals (calcium carbonate, iron sulphate), vitamins (Vitamin C, Vitamin B6, Folic acid, Vitamin B12) and spices.

**PHENYLKETONURICS:**  
CONTAINS PHENYLALANINE

**WARNING - THE PRODUCT MAY NOT BE SUITABLE FOR ASTHMA AND ALLERGY SUFFERERS.**

**USE BY: 01/12/2023**

Manufactured By: Brand Feed Pte Ltd  
18 Food Safety Road  
Singapore 123456

Product of Singapore

**NET WEIGHT: 500g**

name of product

description

ingredients

expiration date

content/amount

Beverage Label

**PINEAPPLE, COCONUT & BANANA SMOOTHIE**

A blend of apple juice, banana, pineapple juice and coconut milk

**Ingredients:**  
Apple Juice (42%), Banana Puree (21%) [Banana Puree, Lemon Juice], Pineapple Juice (20%), Coconut Milk (17%)

**Storage:**  
Keep refrigerated.  
Once opened consume within 1 day. Do not exceed the Use By date.

**250ml**  
For Use By: See lid

**NUTRITION:** Typical values Per 100ml

Energy:	271kJ/65kcal
Fat:	2.5g
Of which saturates	2.3g
Carbohydrate:	9.6g
Of which sugars	9.4g
Fibre:	0.6g
Protein:	0.6g
Salt:	Trace

content/amount

description

ingredients

content/amount

description

ingredients

ingredients

## 6. Language Features

1. Using words which are commonly used for medicine, foods, and drinks  
Menggunakan kosakata yang lazim pada produk obat, makanan dan minuman
2. Using imperatives (command and prohibition)  
Menggunakan kalimat imperative (kalimat perintah) berupa command and prohibition (perintah dan larangan)

a. Command (perintah) ➡ VI + O

Example : Shake well before use! (Kocok sebelum digunakan)

b. Prohibition (larangan) ➡ Do not + VI + O

Example : Do not accept if seal is broken! (Jangan diterima bila segel rusak)

## 1. Fact stated on the label

### A. Food label

**Nutrition Facts**  
Serving Size 1 container (71g)  
Amount Per Serving  
Calories 330 Calories from Fat 130  
% Daily Value\*

Total Fat	14g	22%
Saturated Fat	7g	36%
Trans Fat	0g	
Cholesterol	less than 5mg	1%
Sodium	1170mg	49%
Total Carbohydrate	42g	14%
Dietary Fiber	2g	6%
Sugars	2g	
Protein	7g	

Vitamin A 4% • Vitamin C 2%  
Calcium 2% • Iron 25%

\* Percent Daily Values are based on a 2,000 calorie diet. Your daily values may be higher or lower depending on your calorie needs:  
Calories: 2,000 2,500

Total Fat Less than 65g 80g  
Sat. Fat Less than 20g 25g  
Cholesterol Less than 300mg 300mg  
Sodium Less than 2,400mg 2,400mg  
Total Carbohydrate 300g 375g  
Dietary Fiber 25g 30g

**INGREDIENTS:** ENRICHED WHEAT FLOUR (WHEAT FLOUR, NIACIN, REDUCED IRON, THIAMINE MONONITRATE, RIBOFLAVIN, FOLIC ACID), PALM OIL, SALT. CONTAINS LESS THAN 2% OF DRIED CARROT, FLAKE, DRIED CORN, DRIED GREEN PEA, MONOSODIUM GLUTAMATE, POWDERED CHICKEN, GLUCOSE, ONION POWDER, DRY SOY SAUCE (WHEAT, SOYBEAN, SALT), HYDROLYZED CORN AND SOY PROTEIN, MALTODEXTRIN, SPICE AND COLOR, GARLIC POWDER, CALCIUM SILICATE, SUGAR, POTASSIUM CARBONATE, SODIUM CARBONATE, SODIUM TRIPHOSPHATE, CITRIC ACID, RENDERED CHICKEN FAT, AUTOLYZED YEAST EXTRACT, DISODIUM GUANYLATE, DISODIUM INOSINATE, NATURAL AND ARTIFICIAL FLAVOR, TBHQ (PRESERVATIVE), SODIUM ALGINATE, AUTOLYZED TORULIA YEAST EXTRACT.  
CONTAINS WHEAT AND SOYBEAN.  
**NISSIN** MANUFACTURED BY NISSIN FOODS (USA) CO., INC. 2001 W. ROSECRANS AVE., GARDENA, CA 90248  
MANUFACTURED IN A FACILITY THAT PROCESSES MILK, EGG, PEANUT, TREE NUTS, CRUSTACEAN SHELLFISH, AND FISH PRODUCTS.

**CHICKEN Flavor**  
**Recommended Cooking Directions**

- 1 • Pull back lid to dotted line.
- 2 • Fill cup to inside line with boiling water from kettle or microwave.
- 2 • Close lid and let stand for 3 minutes.
- Stir well and enjoy.

**Do Not Microwave.**  
**Caution: Product is hot; please handle with care.**  
**Do not purchase if cup is open or torn.**

**Cup Noodles®**  
**For the Very Best in Ramen Noodle Soup.®**

www.nissinfoods.com

NO	FACTS	STATEMENT
1.	Brand of product (merek)	Nissin
2.	Name of Product (jenis produk)	Cup Noodles
3.	Content/ Amount (isi/berat bersih)	71 g
4.	Description (deskripsi)	Made with real fruit
5.	Ingredients (komposisi)	Contains wheat and soybean
6.	Directions to use (cara menggunakan/cara meracik)	1. Pull back lid to dotted line 2. Fill cup to inside line with boiling water from kettle or microwave 3. Close lid and let stand for 3 minutes 4. Stir well and enjoy
7.	Direction to store (petunjuk /cara menyimpan)	Not available
8.	Expiration Date (tanggal kedaluwarsa)	Not available

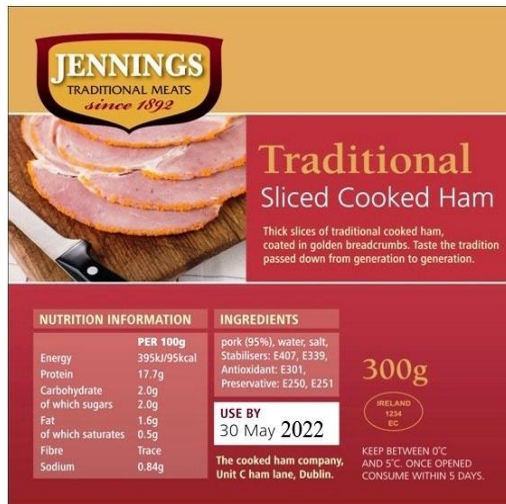


## B. Beverage label



NO	FACTS	STATEMENT
1.	Brand of product (merek)	Barsotti
2.	Name of Product (jenis produk)	Juice
3.	Content/ Amount (isi/berat bersih)	64 fl oz 91/2 GAL) 1.89 L
4.	Description (deskripsi)	Not from concentrate, no preservatives, no added sugar
5.	Ingredients (komposisi)	Freshly squeezed oranges, flas pasteurized
6.	Directions to use (cara menggunakan/cara mengolah)	1. Shake before serving 2. Use unexpired product within 7 days of opening
7.	Direction to store (petunjuk /cara menyimpan)	1. Keep refrigerated
8.	Expiration Date (tanggal kedaluwarsa)	The twentieth of June, 2022

## C. Making sentences from food label information.



No	Types of Information	Sentences
1	Brand name	The brand of the product is <u>Jennings</u> .
2	Product type	It is <u>traditional sliced cooked ham</u> .
3	Weight/Volume	It contains <u>300 g of ham</u> .
4	Expiration date	We best use this product before <u>30 May 2022</u> .
5	Serving instruction	There is <u>no information</u> of serving suggestion from this food label.
6	Nutrition facts	We can read the nutrition facts on the label. It says that this product consists of <u>energy, protein, carbohydrate, fat, fiber and sodium</u> .
7	Storage suggestion	We can store this product in <u>refrigerator with temperature between 0° C and 5° C</u> .
8	Ingredients	It is made of <u>pork, water, salt, stabilizers, antioxidant and preservatives</u> .
9	Product origin	The product comes from <u>Dublin, Ireland</u> .
10	Distributor	There is <u>no information</u> about the distributor of this product.

## E. LEARNING METHOD

Approach : Scientific approach  
Model : Question and answer

## F. MEDIA/TOOLS, MATERIALS

### Media/Tools:

- ✓ Whatsapp Group (WAG) (TPACK)
- ✓ Power Point (presentation about the Label) → (TPACK)
- ✓ Laptop
- ✓ LCD Projector
- ✓ Picture of labels

## G. LEARNING SOURCE

### Learning Source:

- ✓ *Kementrian Pendidikan dan Kebudayaan, Bahasa Inggris, Think Globally Act Locally* , SMP/MTs Kelas IX, edisi revisi 2018
- ✓ Student worksheet

## H. LEARNING ACTIVITIES

### First Meeting (2 x 40 minutes)

No	Activities	Description	Component 4c or PPK	Level HOTS	Time
1.	Pre Interactional activity	<ul style="list-style-type: none"><li>❖ The teachers says greeting to greet the students in classroom</li><li>❖ Student respond the teacher's greeting</li><li>❖ The teacher checks students' attendance</li><li>❖ The class continued with pray together, one of students lead to pray before starting the lesson</li><li>❖ Sing Indonesia Raya anthem</li><li>❖ The teacher remind the student to:</li></ul>	<p>(Integrity)</p> <p>(Integrity)</p> <p>(Discipline)</p> <p>(Independently ,Confidence, Religious)</p> <p>(Nationalist)</p> <p>(Discipline and Integrity)</p>		15 minutes



2.	Main activity	<p>1)Wear a mask to protect yourself and others and stop the spread of COVID-19</p> <p>2)Clean your hand often, either with soap and water for 20 second or hand sanitizer that contain at least 60 % alcohol.</p> <p>3)Stay at last 6 feet from other who don't live with you</p> <p>4) Get a COVID-19 vaccine when available to you</p> <ul style="list-style-type: none"> <li>❖ Teacher states the learning objectives</li> <li>❖ Student are shown a picture of Label on PPT</li> <li>❖ The teacher asks question related to the Picture on PPT.</li> <li>❖ Student answer some questions related to picture on PPT</li> <li>❖ students observe some pictures of drug/food/beverage labels on PPT (<b>Observing</b>)</li> <li>❖ The teacher explain about decision on choosing snack</li> <li>❖ The teacher explain about Definition of Label</li> <li>❖ The teacher explain about the purpose of label</li> <li>❖ The teacher explain about the social function of label</li> <li>❖ The teacher explains about the components in the label text, then the teacher asks the</li> </ul>	<p>(Apperception)</p> <p>(Apperception)</p> <p>(Apperception)</p> <p>(Analysis C5)</p>		30 minutes
----	---------------	--	--	--	------------

		<p>students <b>asking</b> about the information contained in the drug/food/beverage packaging through the power point slides that the students have observed as:</p> <p><b>Food</b></p> <ol style="list-style-type: none"> <li>1. Name of the Product</li> <li>2. Content/Amount</li> <li>3. Description</li> <li>4. Ingredients</li> <li>5. Direction to use</li> <li>6. Direction to store</li> <li>7. Expiration date</li> </ol> <p><b>Drink</b></p> <ol style="list-style-type: none"> <li>1. Brand of the product</li> <li>2. Name of the product</li> <li>3. Content/Amount</li> <li>4. Description</li> <li>5. Ingredients</li> <li>6. Direction to use</li> <li>7. Direction to store</li> <li>8. Expiration date</li> </ol> <p><b>(Questioning)</b></p> <ul style="list-style-type: none"> <li>❖ The teacher asks students to identify the generic structures food and beverage label through PPT</li> <li>❖ The teacher directs students to fill the blank column about the label correctly</li> <li>❖ Student make sentences based on the beverage label through PPT</li> </ul>			
--	--	--	--	--	--

(C6)

3.	Post Teaching	<ul style="list-style-type: none"> <li>❖ The student and the teacher sum up what they have learned today</li> <li>❖ Teachers and students reflect on learning</li> <li>❖ teachers and students do learning reflection</li> <li>❖ The teacher close the learning activity by inviting students pray before ending the lesson.</li> <li>❖ The student respond the teacher greetings.</li> </ul>	(Religious)	15 minutes
----	---------------	---	-------------	------------

#### I. ASSESMENT

Attitude : activeness of student in participating teaching and learning activity and responsibility to the assignment given.

Knowledge : to pronounce vocabulary about labels

Timbong, 03 December 2021

Acknowledged by  
Principal



Muslim Likabu, S.Pd  
NIP. 19690718 200012 1 002

English Teacher

Enrimon Piisi, S.Pd  
NIP. 19870903 201101 1 007

## ATTACHMENT 2 (ASSESSMENT INSTRUMENTS)

### ❖ ASSESSMENT OF SPRITUAL AND SOCIAL ATTITUDES OBSERVASI

No	Student's Name Kelas IXa	Behavior Aspect Assessed					Total Score	Attitude Score	Score code
		Co	Ho	Re	Di	Ac			
1.									
2.									
3.									
4.									
5.									
6.									

Information:

- Co : Cooperate
- Ho : Honest
- Re : Responsible
- Di : Discipline
- Ac : Active

Note:

1. Aspects of behavior are assessed by criteria:

100 = Very good

75 = Good

50 = Enough

25 = Less

2. Maximum score = number of attitudes assessed multiplied by the number of criteria =  $100 \times 5$   
= 500

3. Attitude score = total score divided by the number of attitudes

assessed =  $375 : 5 = 75,00$

4. Value / predicate code:

75,01 – 100,00 = Very good (VG)

50,01 – 75,00 = Good (G)

25,01 – 50,00 = Enough (E)

00,00 – 25,00 = Less (L)

## ❖ KNOWLEDGE ASSESSMENT

Work on questions related to the material

Aspects of Grade	Description
Pronunciation	
1	Sering terjadi kesalahan fonemik, tekanan dan intonasi yang menyebabkan pesan tak tersampaikan
2	Sering terjadi kesalahan fonemik, tekanan dan intonasi yang menyebabkan pesan kadang-kadang tak tersampaikan
3	Beberapa kesalahan fonemik, tekanan dan pola intonasi tetapi pesan yang disampaikan dapat dipahami
4	Kadang-kadang terjadi kesalahan pelafalan, tetapi pesan selalu tersampaikan Fluency
Fluency	
1	Ujaran kadang patah-patah atau aksennya sangat asing sehingga keterpahaman sulit terjadi
2	Banyak terjadi perhentian yang bukan seperti pada penutur asli sehingga mengganggu keterpahaman
3	Beberapa perhentian yang tidak seperti penutur asli masih terjadi tetapi tidak mengganggu keterpahaman
4	Ujaran mengalir secara alamiah mendekati penutur asli

Note:

$$\text{Grade} = \frac{\text{Gained Scores}}{\text{Maximum Scores}} \times 100$$

Maximum Scores

## Student Reflection



let's reflect!

Put a tick (✓) in the right column to show your feeling.  
Berikan tanda centang (✓) pada kolom yang tepat!



Page |  
23



= YEAH



= NO

No.	Question		
1.	Do you like to learn about food and beverage label	✓	
2.	Are the pictures interesting?	✓	
3.	Is it easy to understand the lesson?	✓	
4.	Are there too many new words?	✓	
5.	Do you want to learn more about it?	✓	



## **Teacher Reflection**

### **Food and Beverage Label**

**1. What did I change from the original materials? Why?**

*I will use food and beverage labels that are often consumed by children at school and at home, because this will help them to receive this material more quickly.*

**2. Are the materials you have developed appropriate to your students? Or are they only appropriate to a certain group of students in your class?**

*In my opinion, these food and beverage label materials are appropriate, but they still need to be further developed to make it more optimal.*

**3. What do you like most about the materials you develop? Why?**

*I really like this material when explaining healthy, halal, cheap, and made Indonesian food. Because I am happy when children are healthy and love domestic products.*

**4. From 1-10, how do you rate your materials? Why?**

*8 because, this material is very easy to understand and most children are used to reading food labels before buying it.*