

## RENCANA PELAKSANAAN PEMBELAJARAN (RPP)

Satuan Pendidikan : SMP NEGERI 5 BAWANG  
 Kelas / Semester : VIII/1  
 Tema : 4  
 Sub Tema : Teks Khusus (memberi dan meminta informasi hari special, greeting cards)  
 Pembelajaran ke : 1  
 Alokasi waktu : 10 Menit

### A. Tujuan Pembelajaran

Setelah mengikuti serangkaian kegiatan pembelajaran siswa dapat :

1. Mengidentifikasi informasi rinci dalam teks *greeting card* sederhana dengan benar.
2. Menyusun kalimat acak menjadi sebuah *greeting card* sederhana dengan benar.

### B. Kegiatan Pembelajaran

1. Model pembelajaran : Scientific learning
2. Media, Alat dan bahan : Gambar dan LKPD
3. Sumber : Wachiddah, Siti, *When English Rings a Bell*. Jakarta: Pusat perbukuan depdikbud

<b>Pendahuluan</b>	<ol style="list-style-type: none"> <li>1. Peserta didik memberi salam dan berdoa</li> <li>2. Guru mengecek kehadiran peserta didik dan memberi motivasi</li> <li>3. Guru menyampaikan tujuan dan manfaat pembelajaran tentang topik yang akan diajarkan</li> <li>4. Guru mengaitkan dengan pembelajaran sebelumnya, garis besar cakupan materi dan langkah pembelajaran</li> </ol>
<b>A. Mengamati</b>	<ol style="list-style-type: none"> <li>1. Guru menstimulus peserta didik dengan beberapa pertanyaan berikut:                     <ul style="list-style-type: none"> <li>✓ Have you still remembered about the story of Lina's birthday?</li> <li>✓ Are Lina's friends bringing a gift for her?</li> </ul> </li> <li>2. Peserta didik mengamati dengan seksama teks tulis pendek sangat sederhana tentang <i>greeting cards</i> halaman 67 dan 69.</li> </ol>
<b>B. Menanya</b> <b>(literasi)</b>	<ol style="list-style-type: none"> <li>1. Beberapa peserta didik membaca teks halaman 67 dan 69</li> <li>2. Guru memberikan pertanyaan yang terkait dengan teks halama tersebut:                     <ul style="list-style-type: none"> <li>✓ What kinds of greeting card?</li> <li>✓ Who gets the greeting card?</li> <li>✓ Who is the sender of greeting card?</li> </ul> </li> </ol>
<b>C. Mengumpulkan informasi</b>	<ol style="list-style-type: none"> <li>1. Peserta didik mengumpulkan informasi dari materi yang ada di LKPD</li> <li>2. Peserta didik mendiskusikan 1 teks yang baru dari sumber lain</li> <li>3. Peserta didik mengidentifikasi informasi rinci dalam teks <i>greeting card</i></li> </ol>
<b>D. Mengolah informasi</b>	<ol style="list-style-type: none"> <li>1. Peserta didik di bagi menjadi beberapa kelompok terdiri dari 2-3 siswa.</li> <li>2. Secara berkelompok, peserta didik menyusun kalimat acak menjadi sebuah <i>greeting card</i>.</li> </ol>
<b>E. Mengkomunikasikan</b> <b>(hots)</b>	<ol style="list-style-type: none"> <li>3. Peserta didik menempelkan hasil pekerjaannya di papan pajang.</li> <li>4. Peserta didik menyampaikan hasil karya kelompok.</li> </ol>
<b>Penutup</b>	<ol style="list-style-type: none"> <li>1. Guru bersama peserta didik merefleksikan pengalaman belajar hari ini dan menyimpulkan materi yang telah dipelajari.</li> <li>2. Guru melaksanakan penilaian pengetahuan dan penilaian ketampilan (Siswa mengerjakan assessment penilaian pengetahuan)</li> <li>3. Guru menyampaikan rencana pembelajaran pada pertemuan berikutnya.</li> <li>4. Guru memberikan apresiasi, menutup pembelajaran dengan doa dan salam.</li> </ol>

### C. Penilaian Pembelajaran

Penilaian	Jenis	Bentuk	Instrumen
1. Sikap	Percaya Diri	Pengamatan	Jurnal Pengamatan
2. Pengetahuan	Tes Tulis (assessment)	Pilhan Ganda	Terlampir
3. Keterampilan	Tes Praktek	Presentasi	Terlampir

Bawang , 3 Januari 2022

Mengetahui  
Kepala Sekolah

Guru Mapel Bahasa Inggris

**Dra. NURTI WIJAWATI**  
NIP. 19670323 199802 2 006

**INTAN AYU SEPTIKA DEWI, S.Pd**  
NIP. –

# GREETING CARD



## ACTIVITY 1

**A. Read the text below!**

- ❖ Definition of Greeting card is a card that is used to greet someone/ to tell a congratulation on something that has been achieved. Greeting card is used in a special occasion such as wedding day, birthday day, graduation day, mother’s day etc.
- ❖ Parts of greeting card
  1. The receiver : Penerima kartu
  2. Body : Isi
    - a. Greeting (Sapaan/Ucapan)
    - b. Hope/Wish (Harapaan)
  3. The sender : Pengirim Kartu
- ❖ Example of greeting card

Dear *Khayla*

CONGRATULATION ON YOUR SUCCESS AS THE FIRST  
WINNER OF THE SPEECH CONTEST

We proud of you. Keep shining....

Your best friend

Kiki


→ The Receiver

→ Body

→ The sender

### OBSERVING

**B. Read your book page 67 and 69.**



### QUESTIONING

- C. Based on the text above,**
1. What kinds of greeting card?
  2. Who gets greeting cards?
  3. Who is the sender of greeting card?

**Collecting Information**

- D. Read the text below and answer the question.
1. What is the kinds of the greeting card above?
  2. Who is getting the greeting card?
  3. Who is the sender of the greeting card?




**Date processing and  
Communicating**

- E. Arrange the jumbled sentence below into a good greeting card then answer the question in your group.

**CARD 1**

1. Welcome a new baby
2. I hope she will fill your heart happiness and brighten your world.
3. Congratulation.
4. Jane and Tom
5. To: Ana and Bob



**Question :**


1. What is the kinds of the greeting card above?
2. Who is getting the greeting card?
3. Who is the sender of the greeting card?

**Answer**

1. \_\_\_\_\_
2. \_\_\_\_\_
3. \_\_\_\_\_

**CARD 2**

1. Ma'am Intan
2. Happy to hear that
3. Dear Dedi
4. Congratulation on your success as the winner on Badminton Competition.



**Question:**

1. What is the kinds of the greeting card above?
2. Who is getting the greeting card?
3. Who is the sender of the greeting card?

**Answer**

1. \_\_\_\_\_
2. \_\_\_\_\_
3. \_\_\_\_\_

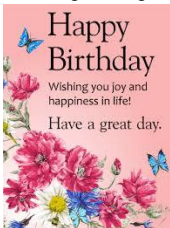
## PENILAIAN PENGETAHUAN



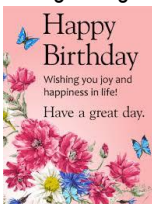
### ASSESSMENT

I. Answer the question below by choose A, B, C or D


1. Look at the greeting card. It is suitable for ....



- A. Wedding card
  - B. Birthdays card
  - C. Wedding card
  - D. Graduation card
2. Andin will give a greeting card to his father, which card will he choose?



A.



C.



B.



D.

Read the text to answer no 3-5

### HAPPY MOTHER'S DAY

*Dear Mom*

**I wish your day e blessed with smile love and happiness**

*Love you so much  
Your son, Alvin*

- 3. Who is getting the text?
  - A. Mom
  - B. Alvin's Mom
  - C. Alvin's parents
  - D. Your Mom
- 4. Who is the sender of the text?
  - A. Alvin
  - B. Alvin's Mom
  - C. Alvin's Parents
  - D. Alvin's Father
- 5. What is the text about? It is about...
  - A. Wedding day card
  - B. Greeting card
  - C. Mother's day card
  - D. Teacher's day card

## KUNCI JAWABAN

### QUESTIONING

- A. Based on the text above,
1. What kinds of greeting card?  
Birthday card, mother's day card, teacher's day card, a new baby card.
  2. Who gets greeting cards?  
Lina, Mom, Teacher, aunty Melvin.
  3. Who is the sender of greeting card?  
Siti , Dayu, Edo, Beni, Son, Athan, Kiki.

### Collecting Information

- B. Read the text below and answer the question.

*Dear Khayla*

**CONGRATULATION ON YOUR SUCCESS  
AS THE FIRST WINNER OF THE  
SPEECH CONTEST**

*We proud of you. Keep shining...*

**Your best friend**

**Kiki**

Question:

1. What is the kinds of the greeting card above?  
Congratulation Card
2. Who is getting the greeting card?  
Khayla
3. Who is the sender of the greeting card?  
Kiki

### Date processing and Communicating

- C. Arrange the jumbled sentence below into a good greeting card then answer the question in your group.

CARD 1

1. Welcome a new baby
2. I hope she will fill your heart happiness and brighten your world.
3. Congratulation.
4. Jane and Tom
5. To: Ana and Bob

**To : Ana& Bob**



**Congratulations**

**Welcome a new baby, I  
hope she will fill your  
hearth happiness and  
brighten your world.**

**Jane and Tom**

Question:

1. What is the kinds of the greeting card above?
  2. Who is getting the greeting card?
  3. Who is the sender of the greeting card?  
Answer
1. A new baby's card.
  2. Ana and Bob
  3. Jane and Tom

## CARD 2

1. Ma'am Intan
2. Happy to hear that
3. Dear Dedi
4. Congratulation on your success as the winner on Badminton Competition.

Dear Dedi

**Congratulation on your success as the  
winner on Badminton Competition**

Happy to hear that

Ma'am Intan

Question:

1. What is the kinds of the greeting card above?
2. Who is getting the greeting card?
3. Who is the sender of the greeting card?

Answer

1. Congratulation card
2. Dedi
3. Ma'am Intan

## KUNCI JAWABAN PENILAIAN PENGETAHUAN

1. B
2. D
3. A
4. A
5. C

NILAI =  $\frac{\text{JUMLAH SKOR YANG DI PEROLEH}}{\text{SKOR MAKSIMUM}} \times 100$



**LAMPIRAN III : PENILAIAN KETRAMPILAN**

NAMA SEKOLAH : SMP NEGERI 5 BAWANG  
 KELAS : VIII  
 Th. Ajaran : 2021/2022

ASPEK	KETERANGAN	SKOR
Content (Isi)	• Sangat jelas sehingga mudah dipahami dan relevan dengan tema.	4
	• Mudah dipahami meskipun kurang relevan dengan tema.	3
	• Hampir dapat dipahami dan relevan dengan tema.	2
	• Sulit untuk dipahami dan tidak relevan dengan tema.	1
Tata bahasa (Grammar)	• Tidak ada atau sedikit kesalahan tata bahasa.	4
	• Kadang-kadang ada kesalahan tetapi tidak mempengaruhi makna.	3
	• Sering membuat kesalahan sehingga makna sulit dipahami.	2
	• Kesalahan tata bahasa sangat parah sehingga tidak dapat dipahami.	1
Kosakata (Vocabulary)	• Menggunakan kosa kata dan ungkapan yang tepat.	4
	• Kadang-kadang menggunakan kosakata yang kurang tepat sehingga harus menjelaskan lagi.	3
	• Sering menggunakan kosakata yang tidak tepat.	2
	• Kosa kata sangat terbatas sehingga percakapan tidak mungkin terjadi.	1
Ejaan dan Tanda Baca (Spelling and Punctuation)	• Menggunakan ejaan dan tanda baca yang tepat.	4
	• Kadang-kadang menggunakan ejaan dan tanda baca yang kurang tepat sehingga harus menjelaskan lagi.	3
	• Sering menggunakan ejaan dan tanda baca yang tidak tepat.	2
	• Kesalahan ejaan dan tanda baca sangat parah sehingga tidak dapat dipahami.	1

$$\text{Skor Akhir} = \frac{\text{Jumlah Perolehan Skor}}{\text{Skor Maksimal}} \times 100$$

$$= \frac{\text{Jumlah Perolehan Skor}}{16} \times 100$$

16

**Predikat :**

No.	Huruf	Rentang angka
1.	Sangat Baik (A)	86-100
2.	Baik (B)	71-85
3.	Cukup (C)	56-70
4.	Kurang (D)	≤ 55