

2021–2022

RENCANA PELAKSANAAN PEMBELAJARAN (RPP)

**BAHASA INGGRIS
KELAS VII
SEMESTER I**

SUSANTI, S.Pd.I

TAHUN PELAJARAN 2021-2022

SMPIT NURUL FIKRI



RENCANA PELAKSANAAN PEMBELAJARAN

(RPP)

Satuan Pendidikan : SMP Islam Terpadu Nurul Fikri
Mata Pelajaran : Bahasa Inggris
Kelas/Semester : VII / Ganjil
Materi Pokok : Tindakan memberi dan meminta informasi terkait jati diri
Alokasi Waktu : 2 x 40 menit (1 Pertemuan)

KOMPETENSI INTI (KI):

- KI-1** Menghargai dan menghayati ajaran agama yang dianutnya
- KI-2** Menunjukkan perilaku jujur, disiplin, tanggungjawab, peduli (toleransi, gotong royong), santun, percaya diri, dalam berinteraksi secara efektif dengan lingkungan sosial dan alam dalam jangkauan pergaulan dan keberadaannya
- KI-3** Memahami pengetahuan (faktual, konseptual, dan prosedural) berdasarkan rasa ingin tahunya tentang ilmu pengetahuan, teknologi, seni, budaya terkait fenomena dan kejadian tampak mata.
- KI-4** Mencoba, mengolah, dan menyaji dalam ranah konkret (menggunakan, mengurai, merangkai, memodifikasi, dan membuat) dan ranah abstrak (menulis, membaca, menghitung, menggambar, dan mengarang) sesuai dengan yang dipelajari di sekolah dan sumber lain yang sama dalam sudut pandang/teori

I. KOMPETENSI DASAR (KD), INDIKATOR PENCAPAIAN KOMPETENSI

KOMPETENSI DASAR (KD)	INDIKATOR PENCAPAIAN KOMPETENSI (IPK)
3.2 Mengidentifikasi fungsi sosial, struktur teks, dan unsur kebahasaan teks interaksi transaksional lisan dan tulis yang melibatkan tindakan memberi dan meminta informasi terkait jati diri, pendek dan sederhana, sesuai dengan konteks penggunaannya. {Perhatikan unsur kebahasaan dan kosa kata terkait hubungan keluarga; <i>pronoun (subjective, objective, possessive)</i>	3.2.1 Mengidentifikasi fungsi sosial, struktur teks, dan unsur kebahasaan teks interaksi transaksional lisan dan tulis yang melibatkan tindakan memberi dan meminta informasi terkait jati diri 3.2.2 Menentukan fungsi sosial, struktur teks, dan unsur kebahasaan teks interaksi transaksional lisan dan tulis yang melibatkan tindakan memberi dan meminta informasi terkait jati diri

KOMPETENSI DASAR (KD)	INDIKATOR PENCAPAIAN KOMPETENSI (IPK)
4.2 Menyusun teks interaksi transaksional lisan dan tulis sangat pendek dan sederhana yang melibatkan tindakan memberi dan meminta informasi terkait jati diri, pendek dan sederhana, dengan memperhatikan fungsi sosial, struktur teks, dan unsur kebahasaan yang benar dan sesuai konteks	<p>4.2.1. Menyusun teks interaksi transaksional lisan sangat pendek dan sederhana yang melibatkan tindakan memberi dan meminta informasi terkait jati diri</p> <p>4.2.2. Mengkomunikasikan sebuah teks interaksi transaksional lisan sangat pendek dan sederhana yang melibatkan tindakan memberi dan meminta informasi terkait jati diri</p>

II. TUJUAN PEMBELAJARAN :

1. Setelah mengamati *slide power point* tentang Introduction, peserta didik secara mandiri dapat mengidentifikasi fungsi sosial, struktur teks serta unsur-unsur kebahasaan teks interaksi transaksional lisan dan tulis yang melibatkan tindakan memberi dan meminta informasi terkait jati diri dengan benar
2. Setelah menyimak video peserta didik dapat menentukan fungsi social, struktur teks, dan unsur kebahasaan teks interaksi transaksional lisan dan tulis yang melibatkan tindakan memberi dan meminta informasi terkait jati diri dengan benar
3. Melalui diskusi kelompok peserta didik mampu menyusun teks interaksi transaksional lisan sangat pendek dan sederhana yang melibatkan tindakan memberi dan meminta informasi terkait jati diri dengan benar
4. Melalui diskusi kelompok peserta didik mampu mengkomunikasikan sebuah teks interaksi transaksional lisan sangat pendek dan sederhana yang melibatkan tindakan memberi dan meminta informasi terkait jati diri dengan benar dan tepat

Fokus Penguatan Karakter: Percaya diri, Bertanggung jawab dan Kerjasama

III. MATERI PEMBELAJARAN

Teks interaksi transaksional lisan dan tulis sangat pendek dan sederhana yang melibatkan tindakan memberi dan meminta informasi terkait jati diri pendek dan sederhana

Fungsi sosial

Berkenalan, memperkenalkan diri sendiri/orang lain.

- **Struktur teks**

1. *Hello, let me introduce my self. Let me intruduce my self, I'd like to introduce myself".*
2. *My name is ..., I'm ..., I live in ... dan semacamnya.*
3. *Who is he?, how old is he?, where does he live?, where does he study?, what are his hobbies?, what is his favorite food / color?*

- **Unsur kebahasaan**

- Sebutan anggota keluarga inti dan yang lebih luas dan orang-orang dekat lainnya
- Verba: *be, have, go, work, live* (dalam *simple present tense*)
- Subjek Pronoun: *I, You, We, They, He, She, It*
- Kata ganti possessive *my, your, his*, dsb.
- Ucapan, tekanan kata, intonasi, ejaan, tanda baca, dan tulisan tangan

- **Topik**

Deskripsi diri sendiri sebagai bagian dari keluarga: ayah, ibu, kakak, adik, yang dapat menumbuhkan perilaku yang termuat di KI

IV. METODE PEMBELAJARAN

Pendekatan : Saintifik

Model Pembelajaran : *Problem Based Learning*

Metode / Teknik : Diskusi, Tanya jawab, Penugasan, Presentasi peserta didik

V. MEDIA PEMBELAJARAN

1. Lembar Kerja Peserta Didik (LKPD)
2. Gambar/*Image*
3. Power Point tentang Introduction
4. Video *Youtube* tentang "*Introduction*"
5. *Zoom meeting*
6. Whatsapp group
7. Quizziz <https://quizizz.com/admin/quiz/615ec7c9b0c072001ef516e2>

VI. SUMBER BELAJAR

1. Wachidah Siti, Gunawan. 2017. Bahasa Inggris When English ring bells Kelas VII Edisi Revisi 2018. Jakarta: Pusat Kurikulum dan Pembelajaran, Balitbang, Kemendikbud
2. Echols, John M. dan Hassan Shadily. 2007. *An English – Indonesian Dictionary*. Jakarta: PT. Gramedia Pustaka Utama.
3. Kurniawan Arif, Muniroh D Dian. 2011. *Premiere English*. Bandung: PT Intan Pariwara
4. Internet/ *Youtube* :
Video https://www.youtube.com/watch?v=XBxz8_Ri8-Y
<https://www.youtube.com/watch?v=-sRwN7NLYrc>
Image
https://www.google.com/search?q=GAMBAR+3+ORANG+BERKENALAN&tbm=isch&hl=en&chips=q:gambar+3+orang+berkenalan,online_chips:kesan+pertama:-Mezzymq_LM%3D,online_chips:percakapan+bahasa+inggris
5. Bahan ajar yang relevan

VII. KEGIATAN PEMBELAJARAN

Tahap Pembelajaran	Kegiatan Pembelajaran	Alokasi Waktu
A. Kegiatan Pendahuluan		
	<ul style="list-style-type: none">• Melalui aplikasi <i>Zoom meeting</i>, guru membuka kelas online dengan mengucapkan salam dan bertegur sapa dengan peserta didik.• Peserta didik berdoa sebelum memulai kegiatan• Mengecek persiapan perangkat/media pembelajaran Dengan memastikan audio dan kamera peserta didik• Peserta didik mengisi kehadiran melalui chat box• Menyiapkan peserta didik secara psikis dan fisik untuk mengikuti proses pembelajaran• Mengaitkan materi dengan pengalaman peserta didik dalam kehidupan nyata peserta didik dengan mengajukan pertanyaan<ul style="list-style-type: none">✓ Have you ever introduced yourself before?✓ Where do you introduce yourself?✓ What do you feel?• Memotivasi peserta didik dengan memberikan gambar dan ice-breaking• Menginformasikan materi yang akan dipelajari• Memberikan gambaran tentang tujuan, strategi pembelajaran dan penilaian	10'

Tahap Pembelajaran	Kegiatan Pembelajaran	Alokasi Waktu
B. Kegiatan Inti		
Orientasi peserta didik pada masalah	<ul style="list-style-type: none"> • Peserta didik mengamati slide gambar PPT tentang materi introduction yang diperlihatkan oleh guru melalui aplikasi <i>Zoom meeting</i> • Peserta didik memahami fungsi sosial, struktur teks, dan unsur kebahasaan terkait materi tersebut • Peserta didik menirukan beberapa contoh pemaparan jati diri, dengan ucapan dan tekanan kata yang benar • Peserta didik mengidentifikasi fungsi sosial, struktur teks, dan unsur kebahasaan terkait materi tersebut • Peserta didik diminta untuk memperkenalkan diri mereka sendiri 	10'
Mengorganisasi peserta didik untuk belajar	<ul style="list-style-type: none"> • Peserta didik menyimak <i>video</i> percakapan tentang "Introduce to friend" yang diperlihatkan oleh guru melalui aplikasi Zoom meeting https://www.youtube.com/watch?v=-sRwN7NLYrc • Peserta didik menjawab pertanyaan berdasarkan video untuk menstimulus mereka berfikir kritis • Peserta didik memahami bagaimana cara memperkenalkan diri kepada orang lain 	15'
Membimbing penyelidikan	<ul style="list-style-type: none"> • Peserta didik dibagi dalam beberapa kelompok melalui breakout room. kemudian mendiskusikan materi yang sudah diberikan didalam kelas maya • Peserta didik diarahkan untuk menyusun percakapan lisan tentang <i>introduce to friend</i> bersama kelompoknya di breakout room • Peserta didik berlatih berkenalan dan tanya jawab bersama kelompoknya 	10'
Mengembangkan dan menyajikan hasil karya	<ul style="list-style-type: none"> • Peserta didik mengkomunikasikan hasil diskusi terkait jati diri dalam mainroom bersama kelompoknya • Peserta didik menanggapi hasil diskusi kelompok lain 	10'
Menganalisis dan mengevaluasi proses pemecahan masalah	<ul style="list-style-type: none"> • Peserta didik mendapatkan penguatan tentang bagaimana memperkenalkan jati diri yang baik dan benar • Peserta didik mengerjakan latihan soal terkait materi introduction melalui <i>Quizziz</i> https://quizizz.com/admin/quiz/615ec7c9b0c072001ef516e2 	20'
C. Kegiatan Penutup		
	<p>Peserta didik:</p> <ul style="list-style-type: none"> • Membuat rangkuman/simpulan pelajaran.tentang point-point penting yang muncul dalam kegiatan 	

Tahap Pembelajaran	Kegiatan Pembelajaran	Alokasi Waktu
	<p>pembelajaran yang baru dilakukan.</p> <ul style="list-style-type: none"> Melakukan refleksi terhadap kegiatan yang sudah dilaksanakan <p>Guru:</p> <ul style="list-style-type: none"> Memberi penguatan (feedback) terhadap proses pembelajaran. Memberikan apresiasi kepada seluruh peserta didik yang telah bekerjasama dengan baik dalam kelompok. Melakukan tindak lanjut dengan memberikan tugas rumah yang berkaitan dengan <i>introduction</i> Menyampaikan rencana pembelajaran pada pertemuan berikutnya Menutup pembelajaran dengan Do'a 	5'

I. PENILAIAN HASIL PEMBELAJARAN

a. Sikap spiritual dan sosial

No.	Teknik	Bentuk Instrumen	Contoh Butir Instrumen	Waktu Pelaksanaan	Keterangan
1.	Observasi	Lembar Observasi (Catatan Jurnal)	Terlampir	Saat pembelajaran berlangsung	Penilaian untuk dan Pencapaian pembelajaran (assessment for and of learning)

b. Pengetahuan

No	Teknik	Bentuk Instrumen	Contoh Butir Instrumen	Waktu Pelaksanaan	Keterangan
1.	Tes tulis	Jawaban singkat dan Isian	1. Answer the question based on the text!	Saat pembelajaran usai	Penilaian untuk pembelajaran (assessment for learning) dan sebagai pembelajaran (assessment as learning)

c. Keterampilan

No	Teknik	Bentuk Instrumen	Contoh Butir Instrumen	Waktu Pelaksanaan	Keterangan
1.	Unjuk kerja	Tes lisan	1. Make a short dialog with your group then practice it in front of the class!	Selama KBM berlangsung	Penilaian untuk, sebagai, dan/atau pencapaian pembelajaran (assessment for, as, and of learning)

II. PROGRAM TINDAK LANJUT

1. Remedial

Peserta didik yang belum mencapai KKM (67) diberi tugas untuk menuliskan kembali kalimat-kalimat menyatakan kejadian di waktu lampau yang terdapat dalam video recount text. Setelah satu minggu guru mengevaluasi kemajuan kompetensi peserta didik dengan melaksanakan penilaian remedial.

2. Pengayaan

Bagi peserta didik mempunyai nilai di atas 67 diberi pengayaan berupa tugas mandiri mencari contoh recount text dari berbagai sumber yang lain dan menjawab pertanyaan terkait informasi yang terdapat dalam paragraf recount text yang ditemukan.

Mengetahui,

Kepala SMP IT Nurul Fikri

Tulungagung, 15 Juli 2021

Guru Bahasa Inggris

NURUL SAMSI BIL HUDA, S.Pd.I, M.Pd

S U S A N T I, S.Pd.I

2021–2022

LAMPIRAN – 1&2
MATERI AJAR DAN
LKPD
INTRODUCTION

BAHASA INGGRIS
KELAS VII
SEMESTER I

SUSANTI, S.Pd.I

TAHUN PELAJARAN 2021-2022

SMPIT NURUL FIKRI



LEARNING MATERIALS OF INTRODUCTION

I. DESCRIPTION

a. Purpose, Structures and Language Features

Communicative purpose	To tell specific information about personal identity in order to get in touch and build new relationship
Text structure	<ul style="list-style-type: none">• Greeting (Hi, how are you, hello)• Telling about personal identity (name, age, place and date of birth, address, etc)• Closing (Nice to meet you, see you,.....)
Language features	<ul style="list-style-type: none">• Present simple (I am John, she is Lisa, I am 12 years old,)• Pronouns for people (Hi James, nice to meet you, Joe is my best friend, he is very smart.....)• Greeting (Hi, hello, how are you doing, how is life,)

Here are expressions to introduce yourself...

- My name is.....
- I'm
- Nice to meet you, I'm
- Pleased to meet you. I'm
- Let me introduce myself
- I'd like to introduce myself



Here are expressions of introducing others

- Jack, please meet Nicholas....
- I'd like you to meet
- John this Joe. Joe this is John.
- I'd like to introduce you to

(The learning materials are displayed in PPT slide)

INTRODUCING ONESELF


- My name is Kartika
- My full name is Kartika Kirana
- My nick name is Kartika
- Hi, I am Kartika
- Hello, my name is Kartika
- Good morning. My name is Kartika
- May I introduce myself? My name is Kartika
- Let me introduce myself. My name is Kartika.
- First of all, I would like to introduce myself. My name is Kartika
- How do you do? My name is Kartika (*How do you do?*)

RESPONSES

- Hi, I'm Okki. Glad to meet you.
- Hello, My name is Okki Pleased to meet you
- Good morning. I am Okki How do you do?.
- How do you do? My name is Okki. Nice to meet you

LET'S WE PRACTICE TO SAY IT.

Hello everyone.../ Hi... /Good morning...
I'd like to introduce myself/Let me introduce myself.
My fullname is
You can call me / My nickname is
I am years old
I am a
I want to be a
I'm from / I come from
My hobby is / My hobbies are
I think that's all
Thank you for the attention



HOW TO GET CLOSER!

ASKING		ANSWER
What is your name?	NAME	My name is
Where do you live?	ADDRESS	I live in
How old are you?	AGE	I am . . . Years old
What is your hobby?	HOBBY	My hobby is
What do you want to be?	DREAM	I want to be a

Pronouns atau kata ganti orang pasti digunakan saat menceritakan diri kalian.

Pronouns/Kata Ganti Orang			
Subjective	Objective	Possessive Adjective	Possessive Pronoun
I	Me	My	Mine
You	You	Your	Yours
They	Them	Their	Theirs
We	Us	Our	Ours
She	Her	Her	Hers
He	Him	His	His
It	It	Its	Its

II. REFLECTION

In our jurnal , every one of us will handwrite our reflection on our learning process.

We will use English

My Journal

1. *In this activities, i have just learnt to*

.....
.....
.....

2. *The activities I like most were*

.....
.....
.....

3. *The activities I found most difficult were*

.....
.....
.....

4. *What I need to do better is/are*

.....
.....
.....

LEMBAR KERJA PESERTA DIDIK

A. READ THE TEXT LOUDLY THEN IDENTIFY THE STRUCTURE!

Good morning every body
I would like to introduce myself.
My name is Ahmad Al Fatih. Just call me Fatih.
I am 13 years old. I am a student.
I want to be a doctor. I am from Tulungagung.
My hobby is swimming.
I think that's all, thank you for your attention



B. LISTEN AND REPEAT YOUR TEACHER!

An illustration of a classroom. A boy in a school uniform is standing at the front, holding a book. A girl is sitting at a desk, looking towards him. There are books and a pencil on the desk. The scene is set in a classroom with a whiteboard in the background.

Hello, good morning!

Good morning!

Let me introduce my self. My name is Mario Dewanto. You can call me Mario. I am from Tulungagung. I am thirteen years old. My hobby is drawing and swimming. Thank you.

Nice to meet you Mario.

C. COMPLETE THE TEXT WITH YOUR IDENTIFY!

This is Me!

Hello, my name is

I am years old.

I live in

I like

My favorite Color is.....

And my favorite Food is

Nice to meet you.



D. READ THE TEXT AND ANSWER THE QUESTION!



Good morning everyone!

My name is Febri Dwi Cahya. I am a new student at this school. I was born in Tegal, February 9th, 2009. My hobbies are writing and reading. I live in Merdeka street 39 Bandung. I study at SMPN 3 Bandung. If there is a competition, I would love to take part as long as it relates to the world of authorship. It was my first step to achieve my goal of becoming a famous writer. Yep, that's all that I can tell about myself. Thank you.

1. What is the girl's name?
2. How old is she?
3. Where does she live?
4. What is her hobby?
5. Where does she study?

E. PRACTICE THE DIALOGUE WITH YOUR FRIEND!



Hasan: Hi, My name is Hasan

What is your name?

Ja'far: My name is Ja'far

Hasan: Are you a new student here?

Ja'far: Yes, I am. I come from Bali.

Hasan: Nice to meet you, Ja'far

Ja'far: Nice to meet you too

Raul : Hello, What is your name?

Afra : My name is Zakiyyah Afra

Raul : Where do you live, Afra?

Afra : I Live at Merdeka street 25 Biltar

Where are you from?

Raul : I am from Tulungagung

Glad to see you

Afra : Glad to see you



Zakiyyah : Hi, Good morning,Husin?

Husin : Good morning, zakiyyah

Zakiyyah : Husin, these are my friends, Raul and Ja'far

Husin : Hi Raul and Ja'far, How do you do?

Raul and Ja'far: How do you do?

Glad to meet you,Husin

Husin : Glad to meet you too

Tsania : Hello, Good afternoon, Hasan?

Hasan : Good afternoon, Tsania

Tsania : I would like to introduce you to my classmate Husna , this is Hasan, and Hasan this is Husna


Hasan : How do you do?

Husna : How do you do?



F. COMPLETE AND READ THE TEXT!

Complete and read the text!



Hello, _____(1) morning friends. Let me introduce myself. My _____ (2) is Sony Rahardika. You can call _____(3) Dika. I am a new _____ (4). I _____(5) 13 years old. I _____(6) in Bandung. My _____(7) is playing football. I want to be a _____(8) Nice to _____(9) you. That's all .Thank _____(10) for your attention

Student me Good hobby
 You pilot Live meet
 Name Am

G. FILL THE TABLE WITH YOUR FRIENDS' IDENTITY!

NO	NAME	ADDRESS	AGE	HOBBY
	What is your name?	Where do you live?	How old are you?	What's your hobby?
1	Askiya Putri	Jl. Pahlawan no. 14 Tulungagung	13 years old	
2				
3				
4				

F. INTRODUCE YOURSELF TO YOUR FRIEND!



A : _____
 B : _____
 A : _____
 B : _____
 A : _____

B : _____

G. MAKE A SHORT DIALOGUE WITH YOUR GROUP ABOUT INTRODUCTION OTHERS!



2021-2022

LAMPIRAN-3

MEDIA

PEMBELAJARAN

BAHASA INGGRIS
KELAS VII
SEMESTER I

SUSANTI, S.Pd.I

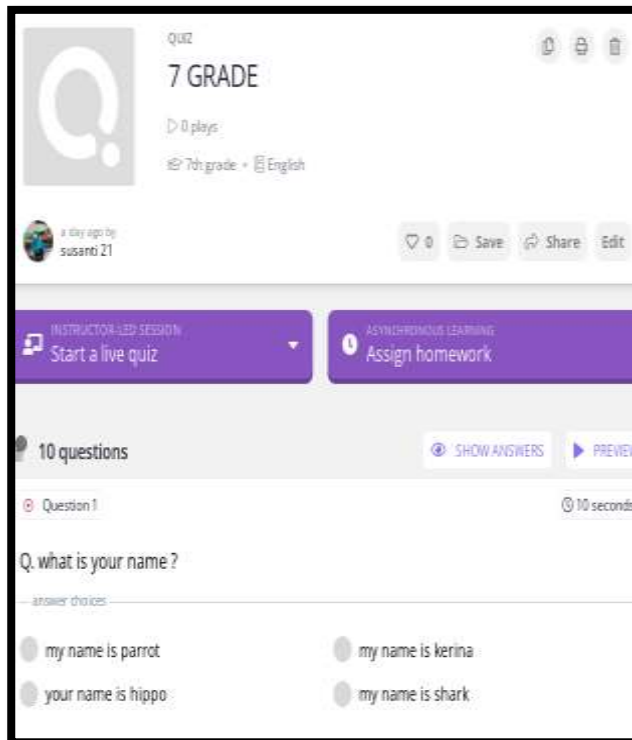
TAHUN PELAJARAN 2021-2022

SMPIT NURUL FIKRI

lampiran 3

MEDIA PEMBELAJARAN

Qui Online



SLIDE POWER POINT





EVALUATION

YOUR DICIPLINE

YOUR CONFIDENT

YOUR COLABORATION

YOUR COMMUNICATION ABILITY

Do you think that INTRODUCTION is important?

Why?

- Here are expressions to introduce yourself...
- My name is.....
 - I'm
 - Nice to meet you, I'm
 - Pleased to meet you. I'm
 - Let me introduce myself
 - I'd like to introduce myself



- Here are expressions of introducing others
- Jack, please meet Nicholas....
 - I'd like you to meet
 - John this Joe. Joe this is John.
 - I'd like to introduce you to

PURPOSE, STRUCTURE AND LANGUAGE FEATURES

Communicative purpose: To tell specific information about personal identity in order to get in touch and build new relationship

Text structure:

- Greeting (Hi, how are you, hello)
- Telling about personal identity (name, age, place and date of birth, address, etc)
- Closing (Nice to meet you, see you.....)

Language features:

- Present simple (I am John, she is Lisa, I am 12 years old,
- Pronouns for people (Hi James, nice to meet you, Joe is my best friend, he is very smart.....)
- Greeting (Hi, hello, how are you doing, how is life,

Hello everyone... / Hi... / Good morning...
 I'd like to introduce myself / Let me introduce myself.
 My fullname is
 You can call me / My nickname is
 I am years old
 I am a
 I want to be a
 I'm from / I come from
 My hobby is / My hobbies are
 I think that's all
 Thank you for the attention

IDENTIFY THIS TEXT!

Good morning every body
 I would like to introduce myself.
 My name is Ahmad Al Fatih. Just call me Fatih.
 I am 13 years old. I am a student.
 I want to be a doctor. I am from Tulungagung.
 My hobby is swimming.
 I think that's all, thank you for your attention



NOW, YOUR TURN TO INTRODUCE YOURSELF!

NAME

HOBBY

ADDRESS

AGE

DREAM

Identify this dialogue!

Lyra : Good Morning, Miss.
 Mrs. Santi : Good morning. Are you new students?
 What is your name?
 Lyra : Yes, I am a new student.
 My name is Lyra.
 Mrs. Santi : Nice to meet you, Lyra.
 Lyra : Nice to meet you too Miss.
 Mrs. Santi : I have to go to office. See you in the class.
 Lyra : OK. See you Miss.

HOW TO GET CLOSER!

ASKING		ANSWER
What is your name?	NAME	My name is
Where do you live?	ADDRESS	I live in
How old are you?	AGE	I am ... Years old
What is your hobby?	HOBBY	My hobby is
What do you want to be?	DREAM	I want to be a

MAKE A SHORT DIALOG WITH YOUR FRIENDS, AND PRACTICE IT TOGETHER



2021-2022

LAMPIRAN- 4
INSTRUMENT
PENILAIAN
RUBRIK PENILAIAN

BAHASA INGGRIS
KELAS VII
SEMESTER I

SUSANTI, S.Pd.I

TAHUN PELAJARAN 2021-2022

SMPIT NURUL FIKRI

Lampiran 2

A. INSTRUMEN DAN RUBRIK PENILAIAN

I. Penilaian Kompetensi Sikap

- Jenis : Penilaian Sikap
Teknik : Observasi
Bentuk : Ceklist
Indikator : Peserta didik menunjukkan perilaku bekerjasama, bertanggung jawab, dan percaya diri dalam menanggapi secara pribadi hal-hal atau kejadian dalam pembelajaran berdasarkan hasil observasi.

No.	Nama Siswa	Kerjasama			Percaya diri			Bertanggung jawab			Jumlah Skor
		1	2	3	1	2	3	1	2	3	
1.	Adelia P.										
2.	Aida N.R										
3.	Aldy F.										
4.											
5.											

Rubrik Penilaian Sikap

No.	Butir Sikap	Deskripsi	Skor
1	Kerjasama	Selalu bekerjasama	3
		Kadang-kadang bekerjasama	2
		Tidak pernah bekerjasama	1
2	Bertanggung jawab	Selalu tanggung jawab	3
		Kadang-kadang tanggung jawab	2
		Tidak pernah tanggung jawab	1
3	Percaya diri	Selalu percaya diri	3
		Kadang-kadang percaya diri	2
		Tidak pernah percaya diri	1

Skor maksimal = 3 x 3 = 9

$$\text{Nilai siswa} = \frac{\text{Skor perolehan}}{\text{Skor maksimal}} \times 100$$

Lampiran 3

Instrumen Penilaian Kompetensi Pengetahuan

- Jenis : Penilaian Pengetahuan
Teknik : Tes tulis
Bentuk : Jawaban singkat dan Isian
Indikator : 1. Peserta didik mampu menjawab pertanyaan berdasarkan teks dengan menentukan fungsi sosial, struktur teks dan unsur kebahasaan

I. Read the text and answer the question!



Good morning everyone!

My name is Febri Dwi Cahya. I am a new student at this school. I was born in Tegal, February 9th, 2009. My hobbies are writing and reading. I live in Merdeka street 39 Bandung. I study at SMPN 3 Bandung. If there is a competition, I would love to take part as long as it relates to the world of authorship. It was my first step to achieve my goal of becoming a famous writer. Yep, that's all that I can tell about myself. Thank you.

1. What is the girl's name?
2. How old is she?
3. Where does she live?
4. What is her hobby?
5. Where does she study?

RUBRIK PENILAIAN PENGETAHUAN

TASK A


No	Informasi yang didapat dari video	Skor
1	Menjawab 5 pertanyaan	100
2	Menjawab 4 pertanyaan	80
3	Menjawab 3 pertanyaan	60
4	Menjawab 2 pertanyaan	40
5	Menjawab 1 pertanyaan	10

Pedoman penskoran

jumlah skor maksimal adalah 20.

$$NA = \frac{\text{Skor Perolehan}}{\text{Skor Maksimal}} \times 100$$

II. Complete and read the text!



Hello, _____(1) morning friends. Let me introduce myself. My _____ (2) is Sony Rahardika. You can call _____(3) Dika. I am a new _____ (4). I _____(5) 13 years old. I _____(6) in Bandung. My _____(7) is playing football. I want to be a _____(8) Nice to _____(9) you. That's all .Thank _____(10) for your attention

Student me Good hobby
 You pilot Live meet
 Name Am

TASK B

Jumlah skor maksimal adalah 10

Pedoman penskoran

$$NA = \frac{\text{Skor Perolehan}}{\text{Skor Maksimal}} \times 100$$

**PEROLEHAN NILAI PENGETAHUAN
 KELAS VII SEMESTER 1
 TAHUN PELAJARAN 2021/2022**

NO	NAMA	TASK A	TASK B	SKOR
1				
2				
3				
4				
5				
6				
7				

Lampiran 3

Instrumen Penilaian Kompetensi Keterampilan

- Jenis : Penilaian Keterampilan
- Teknik : Tes Lisan
- Bentuk : Isian
- Indikator : Peserta didik mampu mengkomunikasikan sebuah teks interaksi transaksional lisan sangat pendek dan sederhana yang melibatkan tindakan memberi dan meminta informasi terkait jati diri dengan benar dan tepat

F. INTRODUCE YOURSELF TO YOUR FRIEND!



A : _____
B : _____
A : _____
B : _____
A : _____
B : _____

G. MAKE A SHORT DIALOGUE WITH YOUR GROUP ABOUT INTRODUCTION OTHERS!



RUBRIK PENILAIAN SPEAKING

Rating		Ability to Communicate Orally		
		Fluency	Accuracy	Comprehensibility
A*	Excellent 96-100	Speak without great effort. Search for words only need one or two unnatural pauses	Pronunciation is only slightly influenced by mother tongue, two or three minor grammatical and lexical errors	Easy for listener to understand the speaker's intension and general meaning. Few interruption or clarification required
A	Very Good 86-95	Has to make effort to search for words only need <u>few</u> unnatural pauses but shows smooth delivery.	Pronunciation is slightly influenced by mother tongue, a few minor grammatical and lexical errors. Most utterances are correct	Speaker's intension and general meaning are fairly clear. A few interruption by the listener by the sake of clarification are necessary
B	Satisfactory 76-85	Although has to make an effort, and search for words there are not to many unnatural pauses. fairly smooth delivery mostly. Succeed in conveying general meaning	Pronunciation is moderately influenced by mother tongue, but no serious phonological error. A few grammatical and lexical errors. Only one or two major error causing confusion	Most of the speaker says is easy to follow. His intension is always clear but several interruptions are necessary to help him to convey the message or to seek clarification
C	Adequate 60-75	Has to make an effort of the time often search for the desired meaning. Rather halting delivery and range of expression is rather limited	Pronunciation is influenced by mother tongue, but only a few serious phonological error. Several grammatical and lexical errors. Some of which cause confusion.	The listener can understand a lot of what is said, but he must constantly seek clarification. Cannot understand many of the speaker's more complex or longer sentences.
D	Inadequate 41- 59	Long pauses while he search for the desired meaning. Frequently halting delivery. Almost give up making the effort and limited range of expression	Pronunciation is seriously influenced by mother tongue, but only a few serious a breakdown in communication. Many basic grammatical and lexical errors.	Only small bits (usually short sentences and phrases) can be understood – and then considerable effort by someone who is used to listening to the speaker.
F	Failed < 40	Full of long unnatural pauses. very halting and fragmentary delivery. At times give up making effort . very limited range of expression	Serious pronunciation error as well as many basic gramatical and lexical error. No eviden of having mastered any of language skills and areas prtised in the course	Hardly anything of what is said can be understood. Even when the listener makes a great effort or interrupts, the speaker is unable to clarify anything he seem to have said.

**PEROLEHAN NILAI SPEAKING
KELAS VII SEMESTER 1
TAHUN PELAJARAN 2021/2022**

NO	NAMA	Ability			JUMLAH	SKOR
		1	2	3		
1						
2						
3						
4						
5						
6						
7						
8						
9						
10						