


**RENCANA PELAKSANAAN PEMBELAJARAN TAHUN 2021-2022  
(SESUAI EDARAN MENDIKBUD NO. 14 TAHUN 2019)**

**Sekolah** : SMP NEGERI 1 MANDIRAJA  
**Nama Guru** : DIAN AGUSTINI, S.Pd  
**Mata Pelajaran.** : Bahasa Inggris  
**Materi Pokok** : Label  
**Tema** : Label Obat  
**Kelas/Semester** : IX/1  
**KD / Pertemuan** : 3.3- 4.3 / 7

Informasi Pembelajaran	
Persiapan Pembelajaran	<ol style="list-style-type: none"> <li>1. Materi dalam bentuk word/image/video</li> <li>2. Lembar Kerja Peserta Didik.</li> </ol>
Tujuan	<p>Peserta didik dapat dengan benar,</p> <ol style="list-style-type: none"> <li>1. Menganalisa penggunaan label pada obat terkait struktur, fungsi, dan unsur bahasa.</li> <li>2. Menangkap makna / informasi dari teks label terkait struktur, fungsi, dan unsur bahasa.</li> <li>3. Menuliskan analisa label obat terkait struktur, fungsi, dan unsur bahasa.</li> </ol>
Strategi/Aktifitas Pembelajaran	
<b>Metode</b> : ODIP	<p><b>Langkah Pembelajaran :</b></p> <p><b>A. Pendahuluan</b></p> <ol style="list-style-type: none"> <li>1. Kegiatan Apersepsi <ul style="list-style-type: none"> <li>- Salam, berdoa</li> <li>- Mengabsen</li> <li>- Review materi yang telah dipelajari (Conjunction of Purposes)</li> </ul> </li> <li>2. Menyampaikan tujuan materi yang akan dipelajari.</li> <li>3. Menyampaikan jenis penilaian yang akan dilaksanakan yaitu: <ul style="list-style-type: none"> <li>- Pengetahuan: tulis dan online melalui google form.</li> <li>- Keterampilan: menganalisa teks (menangkap makna) dan menuliskan informasi.</li> <li>- Sikap: teliti (melalui jurnal harian).</li> </ul> </li> </ol> <p><b>B. Kegiatan Inti, Peserta didik;</b></p> <ol style="list-style-type: none"> <li>1. Observation: <ul style="list-style-type: none"> <li>Mengamati label obat terkait struktur, fungsi dan unsur bahasa.</li> </ul> </li> <li>2. Discussion: <ul style="list-style-type: none"> <li>Berdiskusi dengan teman tentang struktur, fungsi dan unsur Bahasa Label yang diamati.</li> <li>Menuliskan bagian-bagian label pada obat terkait struktur pada LK yang telah disediakan.</li> </ul> </li> <li>3. Presentation: <ul style="list-style-type: none"> <li>Peserta didik menyampaikan hasil analisis di muka kelas.</li> </ul> </li> </ol>
<b>Media:</b> Browser, Whatsapp G-form	
<b>Sumber Belajar:</b> 1. Buku Siswa 2. Bahan Ajar: Text otentik tentang label obat.	
<b>Alat dan Bahan:</b> 1. Hp/ Laptop 2. Alat Tulis <b>Link:</b> Materi, LKPD dan Online Task: <a href="https://padlet.com/dianstark007/Bookmarks">https://padlet.com/dianstark007/Bookmarks</a>	
	

	<p>Peserta didik memberikan pertanyaan / feedback dari hasil presentasi</p> <p><b>C. Penutup</b></p> <ol style="list-style-type: none"> <li>1. Refleksi tentang materi yang telah dipelajari.</li> <li>2. Feedback guru atas partisipasi siswa (ungkapan terima kasih dan pujian)</li> <li>3. Informasi materi pertemuan berikutnya.</li> <li>4. Guru memberikan tugas online.</li> </ol>
--	---

**Assessment/Penilaian**

<b>Jenis Penilaian</b>	<b>Bentuk Penilaian</b>	<b>Keterangan Penilaian</b>
Sikap	Observasi/Jurnal	Teliti
Pengetahuan	Penugasan	Tugas pada LKPD berupa mengamati Struktur Teks Label dan menangkap makna/informasi yang terdapat pada label.
Keterampilan	Menangkap makna / informasi pada teks label terkait fungsi, struktur, dan unsur bahasa dari label obat.	Menceritakan Kembali hasil Analisa label dengan runtut dengan pronunciation yang jelas.

## MATERI CHAPTER 3 KELAS IX

### LABEL

#### Apa itu Label?

*Label is an information contained in the outer packaging of a product or goods.* Label adalah informasi yang ada dalam kemasan produk tertentu.

The purpose is **to give detailed information about a product**/memberikan informasi rinci mengenai produk tertentu. Food and medicine usually has a label on the back of the package. They are used to give information about the product in details.

a) The social function of the food, drug, and drink labels:

- ✚ To choose safe and suitable food / beverage / medicine.
- ✚ To avoid negative effects of food / beverage / medicine.
- ✚ To get the best result of the medication
- ✚ To avoid negative effects of food / beverage

b) Structure of the text.

Usually a label contains:

- ✚ Name of the product (Nama Produk)
- ✚ Name of the brand (Nama Merek)
- ✚ Description of the product (Deskripsi Produk)
- ✚ The ingredients / the content (bahan/kandungan)
- ✚ The nutrition facts (Nilai Gizi)
- ✚ Suggested uses / dosages (Anjuran Penggunaan / dosis)
- ✚ Storage (Penyimpanan)
- ✚ Expire date (tanggal kadaluarsa)

c) Language features:

- ✚ Terms used in the product: serving size, servings per container, dosage, daily values
- ✚ Imperative (Example: Keep the syrup in a dry place, keep away from children, don't accept if the seal is broken).
- ✚ Noun phrases (significance sources, dietary fiber, saturated fat)
- ✚ To choose safe and suitable food / beverage / medicine.

## EXAMPLES

### 1. FOOD LABEL (LABEL MAKANAN)

**PINEAPPLE,  
COCONUT &  
BANANA SMOOTHIE**

A blend of apple juice, banana, pineapple juice and coconut milk

**Ingredients:**  
Apple Juice (42%), Banana Puree (21%) [Banana Puree, Lemon Juice], Pineapple Juice (20%), Coconut Milk (17%)

**Storage:**  
Keep refrigerated. Once opened consume within 1 day. Do not exceed the Use By date.

**250ml**  
For Use By: See lid

NUTRITION:		Typical values Per 100ml
Energy:	271kJ/65kcal	
Fat:	2.5g	
Of which saturates	2.3g	
Carbohydrate:	9.6g	
Of which sugars	9.4g	
Fibre:	0.6g	
Protein:	0.6g	
Salt:	Trace	

### 2. COSMETIC / DRUGS LABEL

#### Skin Cream

Indications : For minor burns, insect bites, and minor cuts. Helps prevent infection.

Direction : Apply a thin layer on the affected area three times a day, Do not use it for more than two weeks.

Caution :

Do not use on deep wounds. For external use only.

Keep out of children's reach. Consult a doctor if irritation occurs.

Net weight : 5 gram

Expiration : January 2020

SOURCE: <https://www.itapuih.com/2016/06/penjelasan-dan-contoh-label-terlengkap.html>

**LEMBAR KERJA PESERTA DIDIK**  
**Kompetensi Dasar 3.1 / 4.1 (LABEL)**


**NAME:**

**CLASS:**

**EXERCISE 1**

**Work in group, analyse the medicine label below!**

**Painplast Wound Spray**  
Spray for antiseptic wound cleansing by mechanical irrigation.





Protects effectively against infections  
Easy to use spray  
Very skin friendly

**Direction to use:**  
Cleanse the wound with the spray then dry the wound before applying a plaster.  
Nett: 100ml  
Exp. 17 April 2023  
Manufactured and distributed by OakPharm

<b>Information of Facts</b>	<b>Available (Yes / No)</b>	<b>Statements (re-write)</b>
Medicine name		
Description		
Weight		
Usage		
Direction to use		
Manufacture by		
Expired date		

## EXERCISE 2

OBSERVE THE FOLLOWING LABEL, THEN ANSWER THE QUESTIONS BASED ON THE INFORMATION FROM THE TEXT!

Supplement Facts		
Serving Size: 2 Tablets		
Servings per Container: 60		
Amount per Serving		% DV*
Calcium (as calcium carbonate)	480mg	48%
Vitamin D-2 (as ergocalciferol)	400 IU	100%
*%Daily Values are based on a 2000 calorie diet		
<b>Other Ingredients:</b> Microcrystalline cellulose, Stearic acid, Croscarmellose sodium, Magnesium stearate and Glaze shellac		
† These statements have not been evaluated by the Food and Drug Administration. This product is not intended to diagnose, treat, cure or prevent any disease.		
 MADE IN USA		Exp: 25 Dec 2022

Read each statement below carefully. Place TRUE if it suits the fact or FALSE if the fact is wrong.

1. The product should be consumed 4 tablets [.....]
2. The supplement is not good to human bones. [.....]
3. The supplement is made in USA. [.....]
4. Serving per container is seventy. [.....]
5. There is 480mg calcium amount per serving. [.....]

Answer the questions below based on the information from the text:

1. Where can you find this label?
2. How many tablets should you consume per serving size?
3. Do you think that the tablets are good for your **bones**? Why?
4. Where is the product **manufactured**?
5. Why do read the food or drug label?