



RENCANA PELAKSANAAN PEMBELAJARAN JARAK JAUH (HOME LEARNING)

Satuan Pendidikan : SMPN 1 Ulubelu
Mata Pelajaran : Bahasa Inggris
Kelas/ Semester : VIII / Ganjil
Materi : Teks khusus tentang Greeting Card
Waktu : 2x40 menit (Pertemuan ke-2)

A. Kompetensi Dasar:

Kompetensi Dasar (KD)	Indikator Pencapaian Inti (IPK)
3.5 Membandingkan fungsi sosial, struktur teks, dan unsur kebahasaan beberapa teks khusus dalam bentuk greeting cards, dengan memberi dan meminta informasi terkait dengan hari-hari spesial, sesuai dengan konteks penggunaannya	3.5.1 Membandingkan fungsi sosial teks khusus greeting card 3.5.2 Membandingkan struktur teks teks khusus greeting card 3.5.3 Membandingkan unsur kebahasaan teks khusus greeting card
4.5 Menyusun teks khusus dalam bentuk greeting cards, sangat pendek dan sederhana, terkait hari-hari spesial dengan memperhatikan fungsi sosial, struktur teks, dan unsur kebahasaan, secara benar dan sesuai konteks	4.5.1 Menyusun teks khusus greeting card dengan fungsi, struktur dan unsur kebahasaan yang benar.

B. Tujuan Pembelajaran :

Melalui pendekatan saintifik dengan menggunakan model pembelajaran *genre-based*, peserta didik dapat:

1. Membandingkan fungsi social, struktur teks dan unsur kebahasaan dari greeting cards, sesuai dengan konteks penggunaannya, serta menanggapinya dengan cara melengkapi tabel.
2. Menyusun jumble sentence yang diambil dari berbagai teks greeting cards melalui gambar dengan memperhatikan fungsi sosial, struktur teks, dan unsur kebahasaan yang tepat.

sehingga setelah pembelajaran, peserta didik dapat mencapai nilai pengetahuan dengan standar KKM yang ditetapkan dan mengembangkan nilai sikap tanggung jawab, jujur, dan disiplin.

C. Langkah - Langkah Kegiatan Pembelajaran

Pertemuan ke-II

Kegiatan Pendahuluan (5 menit)

Sintak	Langkah-langkah Kegiatan	Moda
	Salam, absensi, apersepsi, pemberian motivasi, menyampaikan tujuan dan cakupan materi	WAG ZOOM

Kegiatan Inti (30 menit)

Sintak	Langkah-langkah Kegiatan	Moda
Building knowledge of the field	1. Peserta didik mengamati gambar greeting card terkait fungsi sosial, struktur teks dan unsur kebahasaan dari jenis teks greeting card dan diberikan beberapa pertanyaan.	ZOOM
	2. Peserta didik melengkapi tabel analisis berdasarkan dari beberapa jenis teks greeting card yang dibaca.	WAG ZOOM
	3. Peserta didik menentukan pernyataan benar atau salah dari greeting card yang dibaca.	WAG ZOOM
	4. Diberikan contoh greeting card kemudian peserta didik mengamati dan menjawab pertanyaan yang diberikan oleh guru.	ZOOM
	5. Peserta didik menyusun teks sederhana greeting card acak dengan cara menuliskan di kotak yang disediakan.	ZOOM WAG
	6. Secara mandiri Peserta didik menjawab soal terkait informasi rinci dari teks Greeting Card.	WAG

Penutup (5 menit)

Sintak	Langkah-langkah Kegiatan	Moda
	Kesimpulan, refleksi, pemberian tugas, menyampaikan materi berikutnya	WAG ZOOM

D. Penilaian

- Pengetahuan : Melengkapi tabel informasi terkait greeting card.
- Keterampilan : Menyusun teks sederhana greeting card
- Sikap : Bertanggung jawab, jujur, dan disiplin.

E. Program Tindak Lanjut

1. Remedial

Peserta didik yang belum mencapai KKM (70) diberi tugas untuk mencari contoh-contoh greeting card dan memberikan label bagian-bagian yang terdapat dalam greeting card tersebut. Setelah satu minggu guru mengevaluasi kemajuan kompetensi peserta didik dalam menerapkan fungsi sosial, struktur teks, dan unsur kebahasaan teks greeting card, sesuai dengan konteks penggunaannya. Kemudian guru melaksanakan penilaian remedial berupa soal mencocokkan dan memberikan label bagian-bagian yang terdapat pada teks greeting card.

2. Pengayaan

Bagi peserta didik yang mempunyai nilai di atas 70 diberi pengayaan berupa tugas mandiri untuk mencari satu contoh greeting card yang unik dan menarik. Kemudian mempublikasikannya di sosial media kelas mereka.

Mengetahui
Kepala SMPN 1 Ulubelu

Ulubelu, Juli 2020
Guru Mata Pelajaran

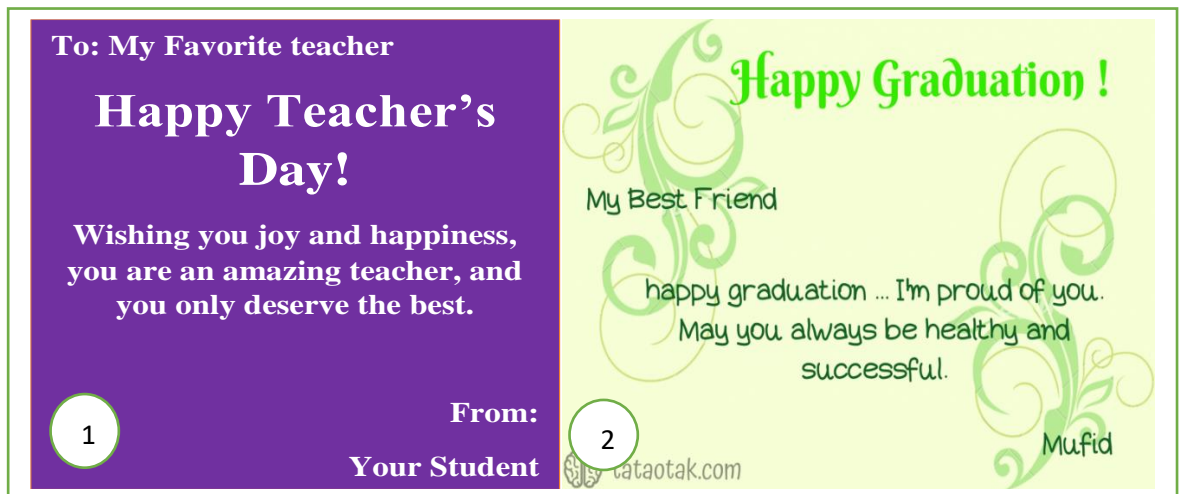
TEGUH WIYONO, S.Pd. MM
NIP. 19671109 2007011008

Herwani, S.Pd

Lampiran:

BAHAN AJAR

- Peserta didik mengamati gambar greeting card terkait fungsi sosial, struktur teks dan unsur kebahasaan dari jenis teks greeting card dan diberikan beberapa pertanyaan.



- When do people send card 1?
- When do people send card 2?
- Who is receiver of the text number 1 ?
- Who is receiver of the text number 2 ?
- Who is sender of the text number 1?
- Who is sender of the text number 2 ?
- What is the greeting of card 1?
- What is the greeting of card 2?

- Diberikan contoh greeting card kemudian peserta didik mengamati dan menjawab pertanyaan yang diberikan oleh guru.



- What does the card say?
- Who is the receiver of the card?
- Who is the sender of the text?
- Why did Abdur send the card to Yusuf?
- What are the parts of the greeting card above?


MEDIA PEMBELAJARAN

Langkah-langkah Kegiatan	Media	Moda
1. Peserta didik mengamati gambar greeting card terkait fungsi sosial, struktur teks dan unsur kebahasaan dari jenis teks greeting card dan diberikan beberapa pertanyaan.	1) Gambar dan pertanyaan (Powerpoint)	Zoom (Sinkronis)
2. Peserta didik melengkapi tabel analisis berdasarkan dari beberapa jenis teks greeting card yang dibaca.	2) Gambar dan pertanyaan (Powerpoint)	WAG (Sinkronis)
3. Peserta didik menentukan pernyataan benar atau salah dari greeting card yang dibaca.	3) Power point	WAG (Sinkronis)
4. Diberikan contoh greeting card kemudian peserta didik mengamati dan menjawab pertanyaan yang diberikan oleh guru.	4) Gambar dan pertanyaan (Powerpoint)	Zoom (Sinkronis)
5. Peserta didik menyusun teks sederhana greeting card acak dengan cara menuliskan di kotak yang disediakan.	5) Power point	WAG (Sinkronis)
6. Secara mandiri Peserta didik menjawab soal terkait informasi rinci dari teks Greeting Card.	6) Foto hasil jawaban siswa	WAG

LKPD

1. TASK 1. Complete the table by identifying these greeting cards!

To: My Teacher




Thanks for being a true mentor of our hearts.

Saka Putra

Thanks for your support and loving care. Wishing you a wonderful


Father's Day.



To : Nia

Congratulations on your success in the debate competition. We are proud of you.

Wishing You all the best.



From:
Bara

Card	Receiver	Content	Sender	Purpose
1
2
3

2. TASK 2. Read and answer the questions

To: Kinan

Congratulation on being the first winner of the provincial science olympiad. I hope you will be more successful in the future.

**Your friend,
Adira**

To: Kenzie

Congratulations Graduate!



The day of your dream finally come true.

Alzio

Facts	Yes	No
Adira is sending this card to congratulate Kinan on his graduation		
The receiver of card B is Kenzie		
The sender of card A is Kinan		
Adira and Kinan are brothers		
Kenzie has just finished her study		
Alzio is giving his best wishes		
Adira is giving his best wishes		

3. TASK 3.

1. Put the information below to complete the greeting card.

- a) From,
- b) Uncle Bobby and Family
- c) Congratulations on your success as the winner of the Youth Scientific Contest 2020.
- d) To: Nesya
- e) We are proud of you.



2. Write a greeting card using the information below:

- a) From,
- b) To: My Favorite Teacher
- c) Wishing you all the best.
- d) Thank you for being my child's second parent and a fantastic mentor.
- e) Your Student Mila
- f) **Happy Teacher's Day!**



Evaluasi

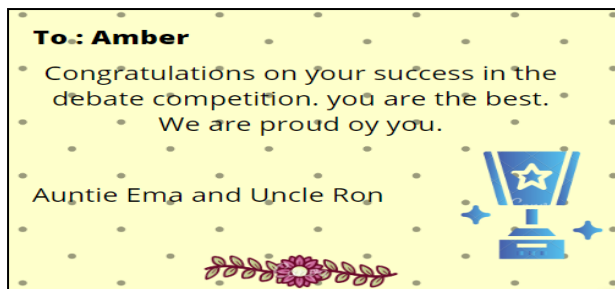
Students' Worksheet

Name :

Class :

Choose the correct answer by crossing (x) a, b, c, or d

The following text is for questions 1 and 2.



1. People send the card 1 to ...
 - A. Give support to Amber in joining the debate competition
 - B. Inform people about the debate competition
 - C. Congratulate Amber on her achievement
 - D. Wish Amber in the debate competition
2. "We are proud of you."
The synonym of the underlined word is....
 - A. Full of
 - B. Nice to
 - C. Sad about
 - D. Pleased about

The following text is for questions 3

Happy Mother's Day

Mom, you are my sun and my moon. You shine bright every day and night. You lighten up my way and guide me to the right path. Thank you, Mom.

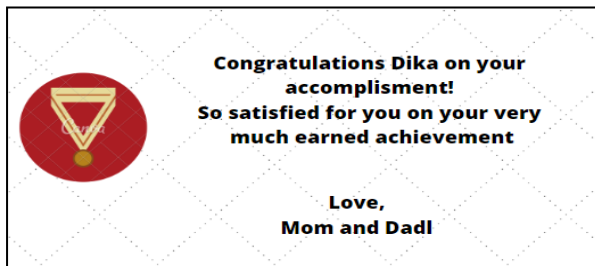
3. "You shine bright...." The underlined word refers to
- A. Writer
 - B. Mother
 - C. Father
 - D. Sister

The following text is for question 4.



4. From the text, we know that....
- A. The contest was conducted to celebrate the province's anniversary
 - B. Abdur and the captain live in the same province
 - C. Abdur pleased to the victory of the soccer team
 - D. The captain is Abdur's brother

The following text is for questions 5



5. How did Dika's mom feel when writing this card?
- A. Sad
 - B. Proud
 - C. Worried
 - D. Shocked

- **Expected answers for LKPD Task 1.**

Card	Receiver	Content	Sender	Purpose
1	Teacher	Thanks for being a true mentor of our heart.	Saka Putra	To thanks for teacher
2	-	Thanks for your support and loving care. Wishing you a wonderful.	-	To thanks for father
3	Nia	Congratulation on your succes in the debate competition. We are proud of you. Wishing you all the best	Bara	To congratulate on success

- **Expected answers for LKPD Task 2.**

Facts	Yes	No
Adira is sending this card to congratulate Kinan on his graduation		✓
The receiver of card B is Kenzie	✓	
The sender of card A is Kinan		✓
Adira and Kinan are brothers		✓
Kenzie has just finished her study	✓	
Alzio is giving his best wishes		✓
Adira is giving his best wishes	✓	

- **Expected answers for LKPD Task 3.**

1.

To : Nesya

Congratulations on your success as
the winner of the Youth Scientific Contest
2020. We are proud of you.

From,

2.

To: My Favorite Teacher

Thank you for being my child's second
parent and a fantastic mentor.

Wishing you all the best.

Happy Teacher's Day!

From,
Your Student Mila

- **Answer key for multiple choice (Evaluasi)**

1. C
2. D
3. B
4. C
5. B

Scoring:

- One correct answer = 2 points
- One incorrect answer = 0 points
- Correct number*total numbers = . . . total score