

RENCANA PELAKSANAAN PEMBELAJARAN

Satuan Pendidikan : SMP Negeri 17 Banda Aceh
Kelas / Semester : VIII / Ganjil
Materi Pokok : *Greeting Cards*
Pembelajaran ke : 1
Alokasi Waktu : 2 x 30 menit

A. Tujuan Pembelajaran

Melalui kegiatan membaca teks *greeting cards*, peserta didik dapat mengidentifikasi jenis-jenis *greeting cards*, menentukan perbedaan fungsi sosial, struktur teks, dan unsur kebahasaan teks *greeting cards*, dan memiliki rasa ingin tahu dan berpikir kritis.

B. Kegiatan Pembelajaran

Pendahuluan (10')	<ul style="list-style-type: none">• Mengucapkan salam, berdoa, dan mengecek kehadiran• Melakukan apersepsi melalui pertanyaan "Pernahkan kalian memberikan kartu ucapan selamat kepada seseorang?, Kapan kita memberikannya?"• Menyampaikan tujuan pembelajaran, cakupan materi, langkah pembelajaran, dan teknik penilaian
Inti (40')	<ul style="list-style-type: none">• Menyimak video (https://youtu.be/6XDM7jBDMD0) yang ditayangkan dan memperhatikan bahan-bahan yang digunakan untuk membuat <i>greeting card</i> dan mengisi tabel pada Activity 1• Mengidentifikasi jenis-jenis kartu ucapan selamat, yang terdapat dalam gambar dan mengisi grafik pada Activity 2• Menemukan informasi tentang fungsi sosial, struktur teks, dan unsur kebahasaan dari teks berbentuk <i>greeting card</i> pada Activity 3
Penutup (10")	<ul style="list-style-type: none">• Menyimpulkan hasil pembelajaran dan menuliskan refleksi.• menyampaikan informasi tentang kegiatan pembelajaran yang akan datang dan menutup dengan salam.

C. Penilaian Pembelajaran

Sikap : Observasi
Pengetahuan : Test Tertulis
Ketrampilan : Praktik (Performance)

Mengetahui
Kepala Sekolah

Banda Aceh, Pebruari 2021
Guru Mata Pelajaran

NIP

Eli Kurniawati, SPd., M.Pd.
NIP

Activity 1

Learn the pictures below, fill in the table by drawing checklist in the statement that suits you best!



Which one ...	Greeting Card 1	Greeting Card 2	Greeting Card 3
is more familiar?			
is more decorative?			
is easily created?			
needs more materials to make?			
can be created from recycled things?			

Activity 2


Study the following greeting cards carefully. Put them into their groups by writing the letters in the circles.

The following words may help you.

amazing (adj)	: luar biasa	graduation (noun)	: kelulusan
congratulations	: selamat	joy (noun)	: kegembiraan
enjoy (verb)	: menikmati	never (adverb)	: tidak pernah
feel (verb)	: merasa	proud (adj)	: bangga
hope (verb)	: berharap	recovery (noun)	: kesembuhan
achievement (noun)	: prestasi	warm (adj)	: hangat
encouragement (verb)	: pemberian semangat	spread (verb)	: menyebarkan



A



B



C



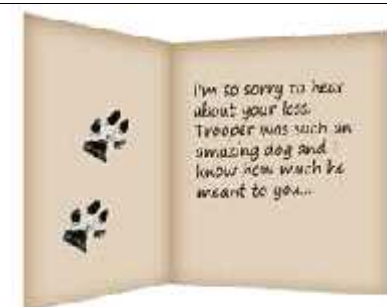
D



E



F



G



H



I



J



K



L



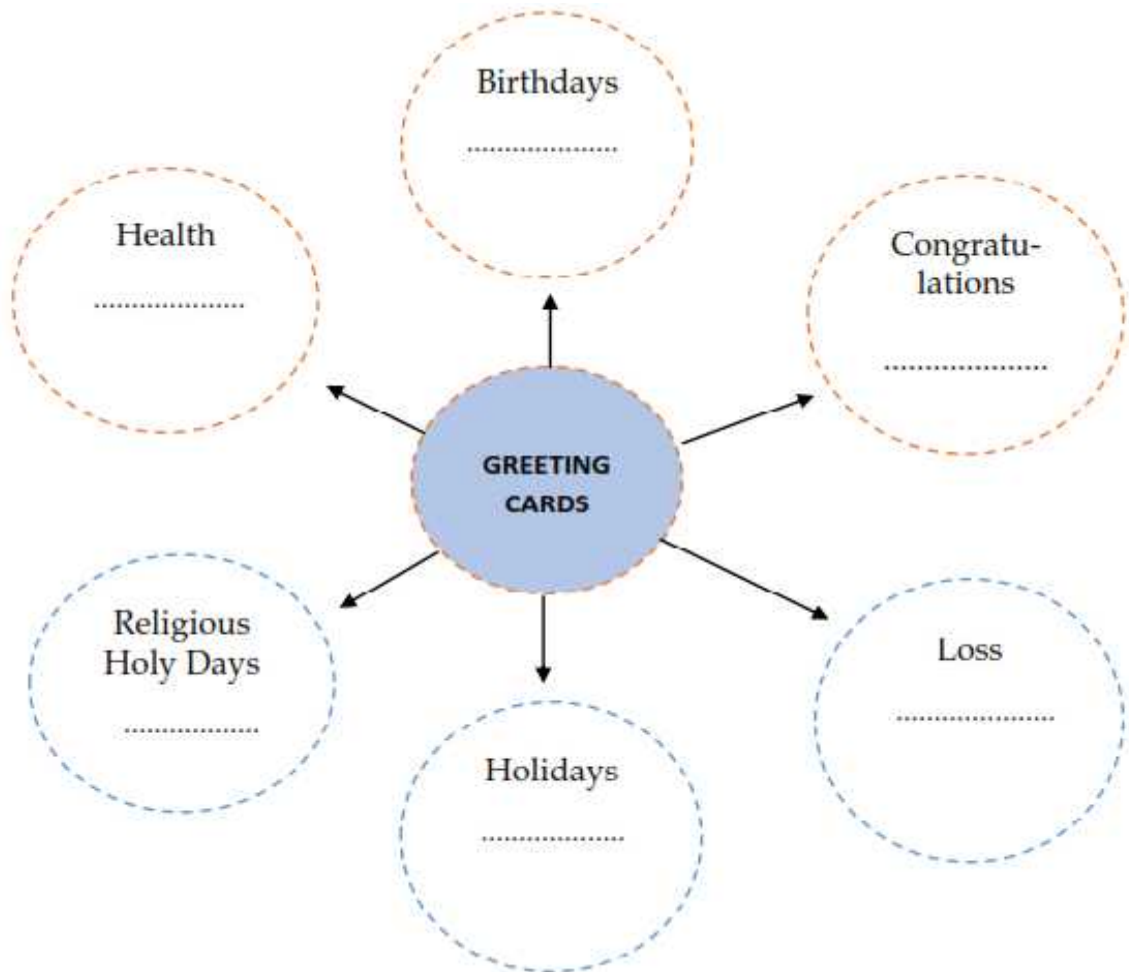
M



N



O

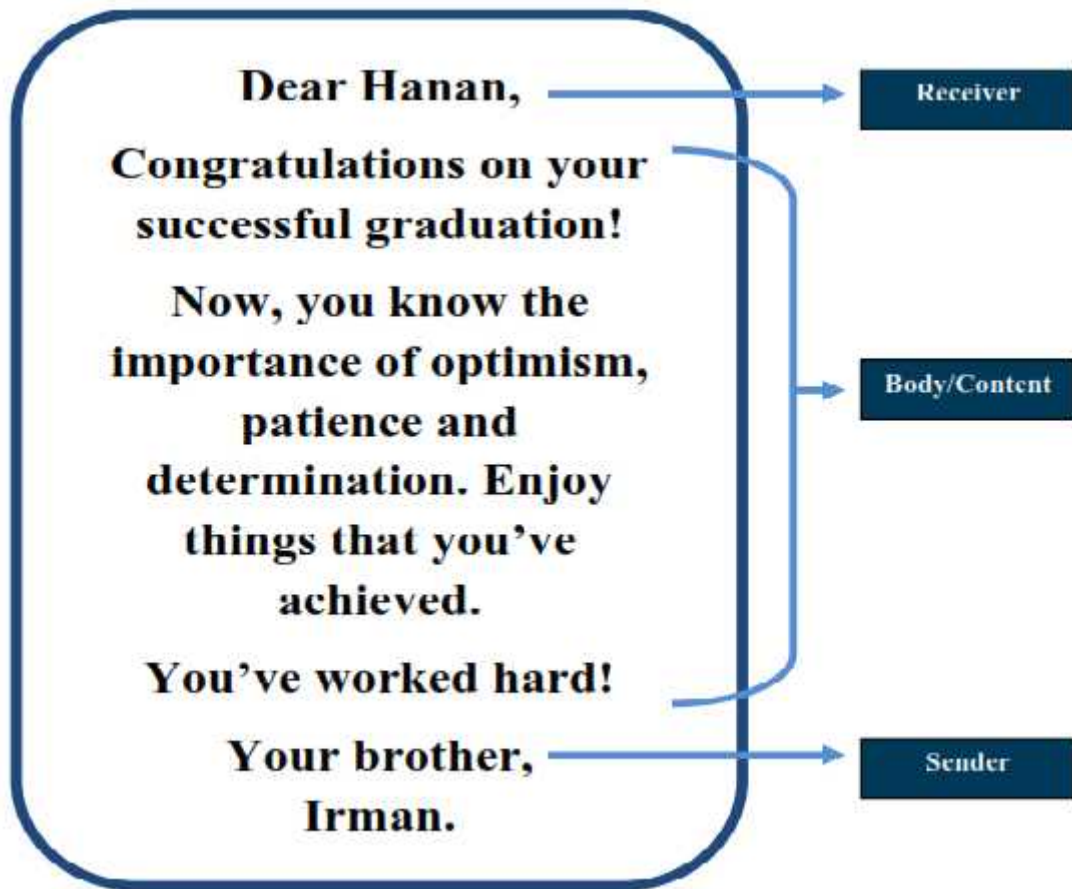


Activity 3

1. Read the other examples of greeting cards carefully to identify their purposes. Match the greeting cards and their purposes by drawing lines. One is done for you as an example.

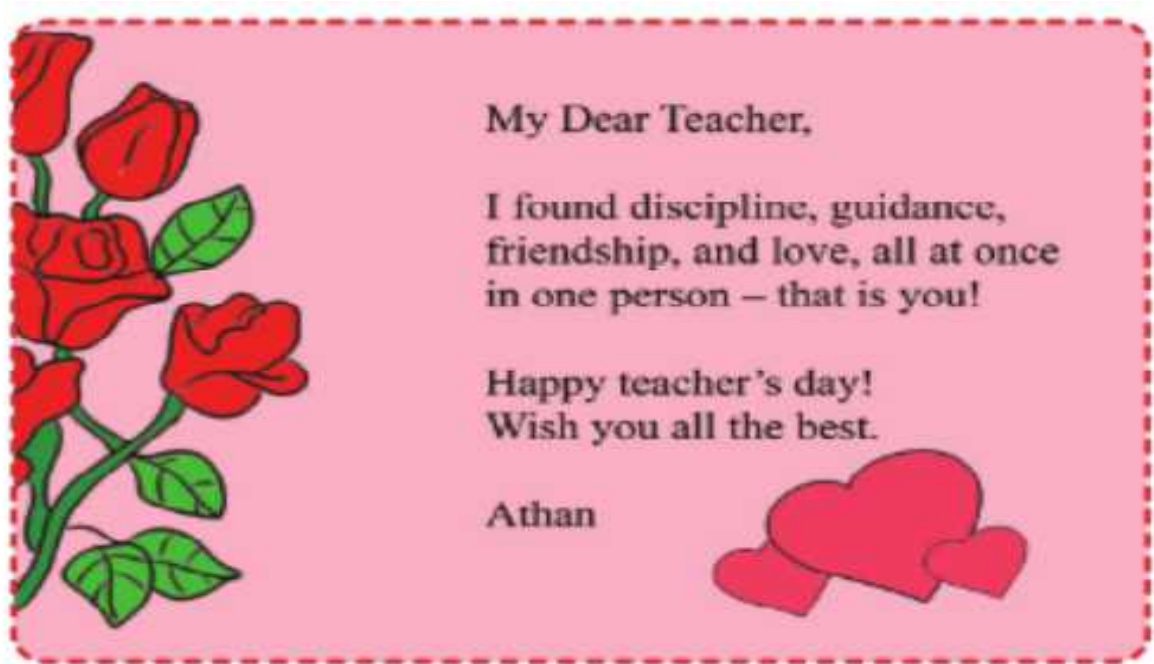
1.	Picture 29			A To congratulate someone's on his graduation
2.	Picture 30			B To congratulate someone on his/her birthday
3.	Picture 31			C To make a wish for someone who is sick
4.	Picture 32			D To wish someone for the new year
5.	Picture 33			E To wish someone on eid al adha

2. Read the explanation below carefully to understand the structure of greeting cards. Then, answer the following questions.



	Put your answer here!
Who writes the greeting card?	
What is the writer's purpose of writing it?	
Who is the greeting card for?	
When does the writer send it?	
Who is Hanan to Irman?	

3. Now, please read the Greeting Card to celebrate Teacher's Day below. Match each word on the left with its synonym on the right!



Dear	•	At the same time
Guidance	•	Beloved
Friendship	•	Affection
All at once	•	Fellowship
Love	•	Direction

An arrow points from the dot next to 'Dear' to the dot next to 'Beloved'.