

LESSON PLAN

School : SMP KESATUAN BOGOR
Subject : English
Class/Semester : VIII/1
Material : Greeting Card
Time Allocation : 5 meetings (10x40')

A. Learning Objective

1. After observing and reading some different kinds of greetings cards, students are able to identify kinds of greetings cards.
2. After answering some questions about greetings cards through discussions, students are able to analyze the social functions, structure texts and language features of greetings cards

B. Media and Resources

Media : Smartphone, Laptop, Whatsapp, Telegram, Google form, Youtube, Google Suite for education (google classroom, meet, etc.).
Resources : Wider World 2 Text Book, *Interactive English 2 Junior High School Year VIII*. 3rd Edition, britishcouncil.org , busyteacher.com , dictionary.cambridge.org .

C. Learning Activities

First Meeting

Opening	
1. Preparing the class, praying, checking students' attendance, and engaging students focus on learning 2. Students sing the national anthem of Indonesia Raya (when it is the first hour of the lesson) 3. Teacher deliver learning objective and learning activities that are going to do.	
Main Activities	
Literacy Activity	Students read and observe some greeting cards <i>Ø Describing, identifying, critical thinking, giving opinion based on the fact.</i>
Critical Thinking	Teacher gives students to identify the text in detail, then asking and answering some questions related to the text. Then, Students find the difficult words from the text, then discuss the definition. <i>Ø Describing, identifying, critical thinking, giving opinion based on the fact.</i>
Collaboration	Teacher gives a task 1 to fill in the blanks the definition of a paragraph, students discuss the activity and ask to the other students. <i>Ø Describing, identifying, critical thinking, giving opinion based on the fact, and doing some tasks/activities</i>
Communication	Teacher and students discuss the task and present/answer the result, and also discussing the material and task that the students don't understand.
Creativity	Students summarize the important information about the text using their own words at least five sentences. Then, some students share their result. <i>Ø Describing, identifying, critical thinking, giving opinion based on the fact.</i>
Closing	
1. Teacher gives feedback to the students 2. Teacher gives the homework/evaluation task and that will be discussed in the next meeting 3. Closing the class by praying together and engage students to stay at home and stay safe.	

Second Meeting

Opening	
<ol style="list-style-type: none"> 1. Preparing the class, praying, checking students' attendance, and engaging students focus on learning 2. Students sing the national anthem of Indonesia Raya (when it is the first hour of the lesson) 3. Teacher deliver learning objective and learning activities that are going to do. 	
Main Activities	
Literacy Activity	Students watch a short video about greeting cards <i>Ø Describing, identifying, critical thinking, giving opinion based on the fact.</i>
Critical Thinking	Students brainstorm about the video content <i>Ø Describing, identifying, critical thinking, giving opinion based on the fact.</i>
Collaboration	Students work together through padlet <i>Ø Describing, identifying, critical thinking, giving opinion based on the fact, and doing some tasks/activities</i>
Communication	Teacher and students discuss the task and present/answer the result, and also discussing the material and task that the students don't understand.
Creativity	Students summarize the important information about the materials using their own words. Then, some students share their result. <i>Ø Describing, identifying, critical thinking, giving opinion based on the fact.</i>
Closing	
<ol style="list-style-type: none"> 1. Teacher gives feedback to the students 2. Teacher gives the homework/evaluation task and that will be discussed in the next meeting 3. Closing the class by praying together and engage students to stay at home and stay safe. 	

Third Meeting

Opening	
<ol style="list-style-type: none"> 1. Students sing the national anthem of Indonesia Raya (when it is the first hour of the lesson) 2. Preparing the class, praying, checking students' attendance, and engaging students focus on learning 3. Teacher deliver learning objective and learning activities that are going to do. 	
Main Activities	
Literacy Activity	Students listen a recording about greeting cards <i>Ø Describing, identifying, critical thinking, giving opinion based on the fact.</i>
Critical Thinking	Students brainstorm about the recording content <i>Ø Describing, identifying, critical thinking, giving opinion based on the fact.</i>
Collaboration	Students discuss the answer from the wider world book <i>Ø Describing, identifying, critical thinking, giving opinion based on the fact, and doing some tasks/activities</i>
Communication	Teacher and students discuss the task and present/answer the result, and also discussing the material and task that the students don't understand.
Creativity	Students summarize the important information about the materials using their own words. Then, some students share their result. <i>Ø Describing, identifying, critical thinking, giving opinion based on the fact.</i>
Closing	
<ol style="list-style-type: none"> 1. Teacher gives feedback to the students 2. Teacher gives the homework/evaluation task and that will be discussed in the next meeting 	

3. Closing the class by praying together and engage students to stay at home and stay safe.

Fourth Meeting

Opening	
<ol style="list-style-type: none"> 1. Preparing the class, praying, checking students' attendance, and engaging students focus on learning 2. Students sing the national anthem of Indonesia Raya (when it is the first hour of the lesson) 3. Teacher deliver learning objective and learning activities that are going to do. 	
Main Activities	
Literacy Activity	Students read some sentence definitions <i>Ø Describing, identifying, critical thinking, giving opinion based on the fact.</i>
Critical Thinking	Students ask some difficult vocabularies <i>Ø Describing, identifying, critical thinking, giving opinion based on the fact.</i>
Collaboration	Students play vocabularies game (divided into two groups) <i>Ø Describing, identifying, critical thinking, giving opinion based on the fact, and doing some tasks/activities</i>
Communication	Teacher and students discuss the task and present/answer the result, and also discussing the material and task that the students don't understand.
Creativity	Students summarize the important information about the materials using their own words. Then, some students share their result. <i>Ø Describing, identifying, critical thinking, giving opinion based on the fact.</i>
Closing	
<ol style="list-style-type: none"> 1. Teacher gives feedback to the students 2. Teacher gives the homework/evaluation task and that will be discussed in the next meeting 3. Closing the class by praying together and engage students to stay at home and stay safe. 	

Fifth Meeting

Opening	
<ol style="list-style-type: none"> 1. Preparing the class, praying, checking students' attendance, and engaging students focus on learning 2. Students sing the national anthem of Indonesia Raya (when it is the first hour of the lesson) 3. Teacher deliver learning objective and learning activities that are going to do. 	
Main Activities	
Literacy Activity	Students watch a video <i>Ø Describing, identifying, critical thinking, giving opinion based on the fact.</i>
Critical Thinking	Students ask some difficult vocabularies <i>Ø Describing, identifying, critical thinking, giving opinion based on the fact.</i>
Collaboration	Students discuss about the theme of the project <i>Ø Describing, identifying, critical thinking, giving opinion based on the fact, and doing some tasks/activities</i>
Communication	Teacher and students discuss about the project difficulties.
Creativity	Students summarize the important information about the materials using their own words. Then, some students share their result. <i>Ø Describing, identifying, critical thinking, giving opinion based on the fact.</i>
Closing	

1. Teacher gives feedback to the students
2. Teacher gives the homework/evaluation task and that will be discussed in the next meeting
3. Closing the class by praying together and engage students to stay at home and stay safe.

D. Assessment

Assessment Criteria, Rubric Assessment (Attitude, Knowledge, and Skill)

1. Assessment Criteria

Competence	Technique	Type of Instrument
Attitude	➤ Observation	➤ Journal
Knowledge	➤ Assignment	➤ Padlet
Skills	➤ Assignment	➤ Project

2. Rubric Assessment

➤ Attitude Assessment

ATTITUDE ASSESSMENT SHEET

Please check (√) in the appropriate social attitudes score that is displayed by the students, with the following criteria:

4 = always, if always do appropriate statements

3 = often, if often perform appropriate statements and sometimes not do

2 = occasionally, if sometimes do and often does not do

1 = never, never do

Subject : _____

Class : _____

Theme/material : _____

		Aspects that are assessed								Description
No.	Students Name	Discipline and honest				Politeness and responsibility				
		1	2	3	4	1	2	3	4	

➤ Knowledge Assessment

a. Written Test

SHORT FIELD

No.	Component that are assessed	Assessing Scale		Max. Score
		0	1	
1 - 10	The accuracy of the answer to each question is written	The answer is incorrect	The right answer in accordance with the contents of the suitability of the content, structure, and word choice	10
Total				100

Description assessment

$$\text{Score} = \frac{\text{Score}}{\text{Max. Score}} \times 100$$

➤ Skill Assessment

a. Discuss

No.	Component that are assessed	Assessing Scale				Max. Score
		5	10	15	20	

1.	<i>content</i>	Do not Conveys meaning as instructed	Conveys some meaning as instructed	Conveys most meaning as instructed change the meaning	Conveys meaning as instructed	20
2.	<i>Text Structure</i>	Do not use the correct organization	Uses some the correct organization	Uses a lot of the correct organization	Uses the correct organization	20
3.	<i>Vocabulary and Grammar</i>	Do not use appropriate words choices and grammar	Uses some appropriate words choices and grammar	Mostly Uses appropriate words choices and grammar	Uses appropriate words choices and grammar	20
4.	<i>Mechanics</i>	Spelling, punctuation and capitalisation do not fit to the situation	Some Spelling, punctuation and capitalisation fit to the situation	Most Spelling, punctuation and capitalisation fit to the situation	Spelling, punctuation and capitalisation fit to the situation	20
5.	<i>Creativity</i>	Pictures and color do not fit to the situation	Some Pictures and color fit to the situation	Most Pictures and color fit to the situation	Pictures and color fit to the situation	20
Total						16

Acknowledged by,
School Principal

Bogor, July 2021
Arranged by,
English Teacher

Lia Oktapia, S.Pd.

Sari Rahayu, S.Pd.


ATTACHMENTS

1. Instruments

What a greetings card is

A greetings card is a card(with a picture in front and a (a) inside that you (b)..... to someone on their birthday or on special (c) or holiday.

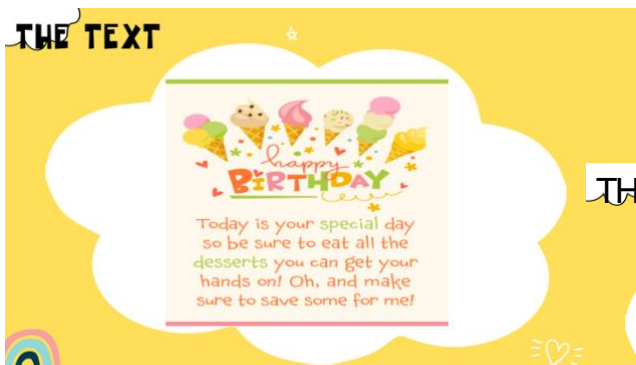
Some examples of greetings cards are get well cards, birthday (d) and cards you send in New year, religious holy days , (e) And anniversary



Congratulations!

People can send greeting cards to congratulate someone that they can't meet in person

THE TEXT



THE QUESTIONS

1. What is the purpose of the person to write and send this card?

2. When is this card usually written and sent to someone?

3. What kind of feeling is expressed in the card?

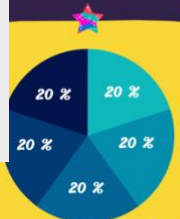
4. What do people usually say in such a card?

5. What language expressions are used in the card to express the feeling?

GENERAL INSTRUCTIONS

- Write a greetings card by choosing one of the situations provided
- 2. Decorate your card (pictures, color, etc)
- 3. Mind the originality of your project
- 4. The time allocation for the project is one week
- 5. After finishing your work, upload it to the google classroom
- 6. The process of the project must be done manually (not the digital result)

Scoring Aspects



Content	20 %
Text Structure	20 %
Vocabulary and Grammar	20 %
Mechanics	20 %
Creativity	20 %