

LESSON PLAN

School : SMP NEGERI 4 Banjar
 Subject : English
 Class/Semester : VII/Satu
 Topic : **This Is Me**; giving and asking for information related to identity
 Time Allocation : 2 x 30 Minute (2 JP)

A. Main Competence

1. Appreciate and live the teachings of the religion he adheres to.
2. Appreciate and live honest, disciplined, polite, confident, caring, and responsible behavior in interacting effectively in accordance with the development of children in the environment, family, school, community and the surrounding natural environment, nation, state, and regional area.
3. Understand and apply factual, conceptual, procedural, and metacognitive knowledge at simple technical and specific levels based on their curiosity about science, technology, art, and culture with human, national, and state insights related to visible phenomena and events.
4. Demonstrate the skills of reasoning, processing, and presenting creatively, productively, critically, independently, collaboratively, and communicatively, in the concrete and abstract realms in accordance with what is learned in school and other sources that are the same from a theoretical point of view.

B. Basic Competence and Achievement Indicators

Basic Competence	Achievement Indicators
3.2 Identify social functions, text structures, and linguistic elements of spoken and written transactional interaction texts that involve the act of giving and asking for information related to identity, short and simple, according to the context of its use. Pay attention to linguistic elements and vocabulary related to family relationships; pronouns (subjective, objective, possessive).	3.2.1 Students can Identify the vocabulary contained in the family introduction video (LOTS) 3.2.2 Students can explain the social function of family introduction (HOTS)
4.2 Composing very short and simple spoken and written transactional interaction texts involving the act of giving and asking for information related to identity, short and simple, taking into account social functions, text structure, and linguistic elements that are correct and in context.	4.2.1 Students can write a paragraph about their family members in a padlet. (HOTS) 4.2.2 The students can retell their paragraph.(HOTS)

C. Learning Objectives

1. By watching the video, the student can identify words and expression used in family introduction.
2. By watching the video, the student understand the social function of family introduction.
3. By watching the video, the student can write a paragraph about their family members in a padlet.
4. By writing the paragraph, the student can retell about their family members.

D. Learning Material

1. Regular Material
 - *Members of Family*
Father
Mother
Son
Daughter
 - *Social Function is to inform / describe family members and their occupations and characteristics.*
2. Enrichment Material
 Design a simple text about family members in a padlet
3. Remedial Material
 - Grammar

- Simple Present Tense
 Verb-s dan Verb tanpa –s
 S + Vs/es // V tanpa –s + O
 Examples :
 1. She teaches students
 2. He sends letter.
 3. They study English.

E. Learning Method

1. Learning Method : Scientific Approach.

F. Media

1. Google meet
 2. Video from youtube
 3. Padlet
 4. Slido
 5. Learningapps

G. Resources

- <https://learningapps.org/display?v=pf263omu321> about family members.
<https://www.youtube.com/watch?v=NCuuym7xiRo> about Introducing My Family.
<https://app.sli.do/event/pzoffpa>.
<https://padlet.com/ahmadbaehaki44/u2ih7dzfpgu9h1vh> padlet of introducing family.

H. Learning steps

Learning Syntax	Details	Time Allocation
Opening	1. Teacher greet the students and asked about the student's condition. (Discipline) 2. The teacher invites students to start learning activities by praying together. (Religius) 3. The teacher reminded the student of the importance of keeping our health in the pandemi era of covid-19. 4. The teacher motivates the student by asking questions to generate the students' initial knowledge of the material to be studied.	5 Minute
Main Activities	Observing 1. The teacher give a game form learningapps https://learningapps.org/display?v=pf263omu321 about family members. (TPACK) 2. The students plays the game given by teacher. 3. The teacher plays a video about family introduction from YouTube https://www.youtube.com/watch?v=NCuuym7xiRo (TPACK) 4. The teacher works with students on the words and expression used in the video use a jamboard. (Collaboration)	10 Minute
	Questioning 1. The teacher give some questions about the video on a slido https://app.sli.do/event/pzoffpa . (TPACK) 2. The Students Identify a question that has been given by the teacher a question related to Members of Family. (<i>Critical Thinking</i>) 3. The teacher provide feedback on student result.	10 Minute
	Exploring 1. The teacher provide a padlet to help the student identify their family members. 2. The student identify about their family on a paraghraph. 3. The students write the paragraph on a padlet https://padlet.com/ahmadbaehaki44/u2ih7dzfpgu9h1vh . (HOTS C6) (<i>Creativity</i>)	10 Minute

	<p>Associating</p> <ol style="list-style-type: none"> 1. The student look other students family members on a padlet. 2. The students comment on each other's work on a padlet. 	10 Minute
	<p>Communicating</p> <ol style="list-style-type: none"> 1. The teacher ask the students to retell about their family members. 2. The students retell about their family members from the padlet on the google meet. (HOTS C6) (<i>Communication</i>) 3. The teacher give feedback on the works submitted by the student. 	10 Minute
Closing	<ol style="list-style-type: none"> 1. The students conclude the points regarding family introduction. 2. Students and teachers reflect on the good things that have been done and things that still need to be improved 3. The teacher informs the learning activities that will be carried out at the next meeting. 	5 Minute

I. Assesment

a. Attitude

Attitude Description		Score
Be polite, caring and confident in carrying out interpersonal communication with teachers and friends	Always	2
	Sometimes	1
	Seldom	0,5

- Scoring Guidelines

$$\text{Final Score} = \frac{\text{Scor}}{\text{Maximum Score}} \times 4$$

b. Knowledge

- Form : Google Form
- Number of Questions : 10 Number

No.	Indicator	Instrument Items	
1.	Students can answer the all questions	Choose the best answer	

- Assessment rubric

No.	Assessment Aspect	Score
1	Correct Answer	10
2	Wrong Answer	0

$$\text{Final Score} = \frac{\text{Scor}}{\text{Maximum Score}} \times 100$$

c. Skills

- Technique : Orally
- Form : Performance

No	Indicators	Instrument Items	
1.	Students can demonstrate the dialogue with pronunciation, grammatically, fluency	Perform the dialogue in google meet	

Assessment rubric

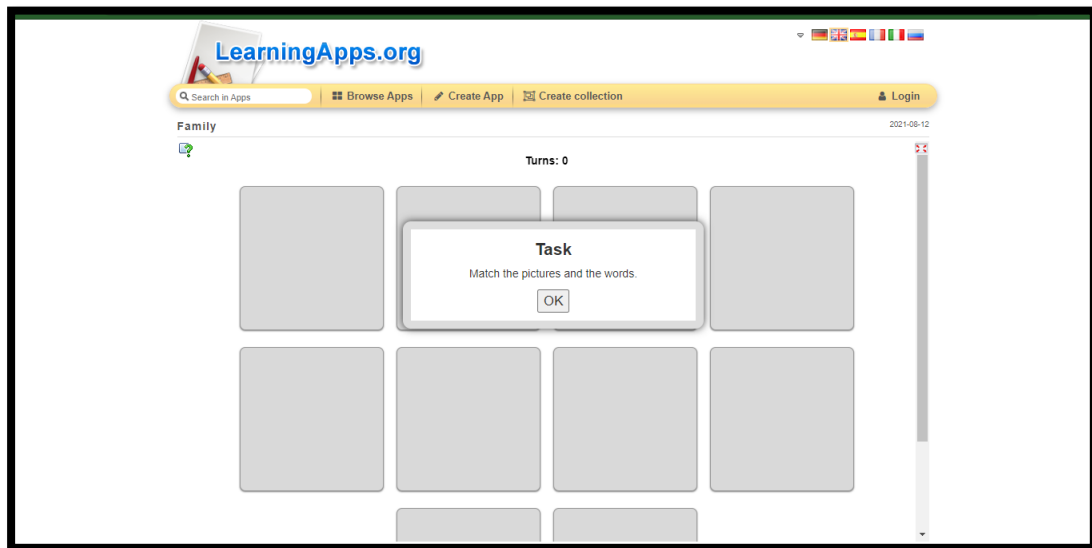
Aspect	Information	Score
Pronunciation	● Very clear so easy to understand	4
	● Easy to understand even though the influence of the mother tongue can be detected	3
	● There are pronunciation problems so listeners need full concentration	2
	● There is a serious pronunciation problem so it can't be understood	1
Grammar	● No slight grammatical errors	4
	● Sometimes there are errors but it doesn't affect the meaning	3
	● Often make mistakes so that the meaning is difficult to understand	2
	● Grammatical errors are so severe that they cannot be understood	1
fluency	● Very Fluency	4
	● Fluency is slightly impaired by language problems	3
	● Often hesitates and stops because of language limitations	2
	● Talk is interrupted and stopped so that conversation is impossible	1

Score Guidelines

$$\text{Final Score} = \frac{\text{Scor}}{\text{Maximum Score}} \times 3$$

Learning material 3.2.1

The first plays the mini game about family below!



<https://learningapps.org/display?v=pf263omu321>

After that the student watch the video below!

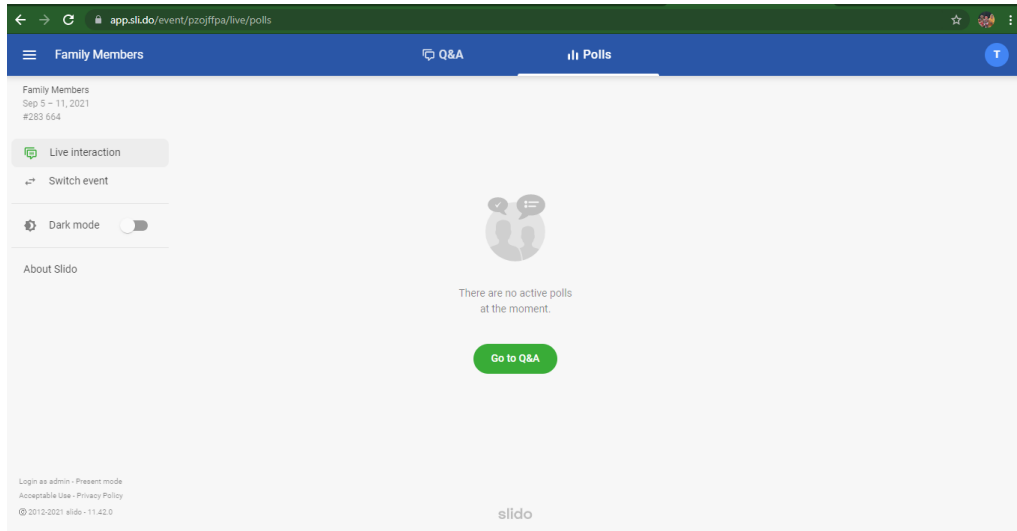


<https://www.youtube.com/watch?v=NCuuy7xiRo> about Introducing My Family.

After watching the video the teacher works with students on the words and expression used in the video.

Learning material 3.2.2

Then The Students answer the questions that has been given by the teacher a question related to Members of Family on slido below !



<https://app.sli.do/event/pzjffpa>


The questions is:

1. What do you think about the video?
2. What the ideas support the family members on the video?
3. How can you explain about the purpose of the video?

Then the teacher provide feedback on student result

Learning material 4.2.1

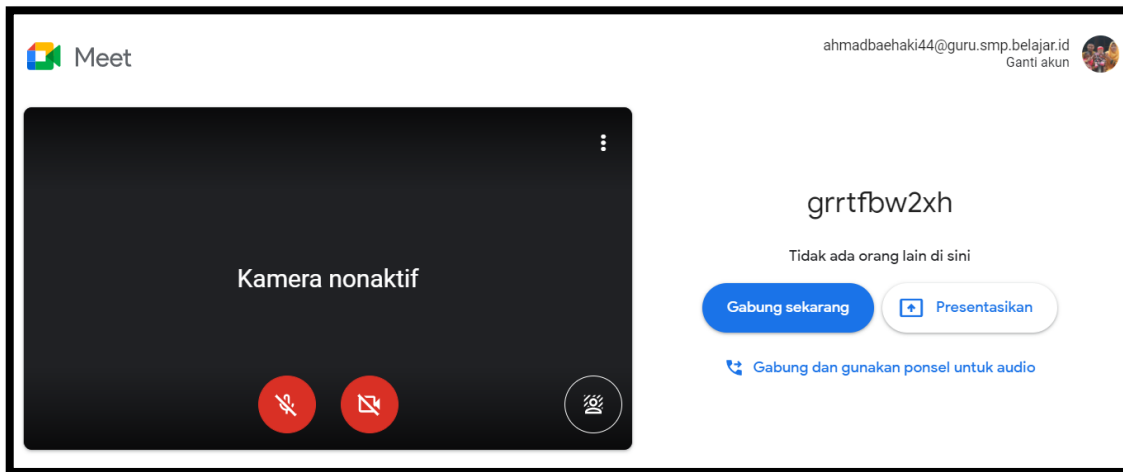
After discuss with the teacher about the family members, the student write down a paragraph of their own family members on a padlet provided. Then other student gives a comment about the paragraph. The activity is guided by the teacher. The padlet is :



<https://padlet.com/ahmadbaehaki44/u2ih7dzfpgu9h1vh>

Learning material 4.2.2

After make a paragraph of their family members, the teacher ask the student to retell their family in google meeting.



<https://meet.google.com>

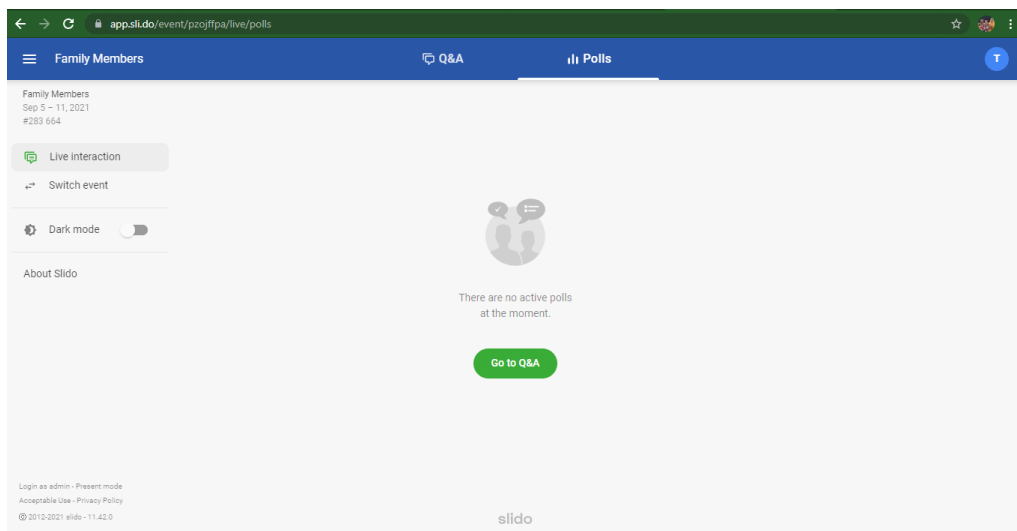
Then the teacher will give feedback on the works submitted by the student.

Media 3.2.1




<https://www.youtube.com/watch?v=NCuuy7xiRo> about Introducing My Family.

Media 3.2.2



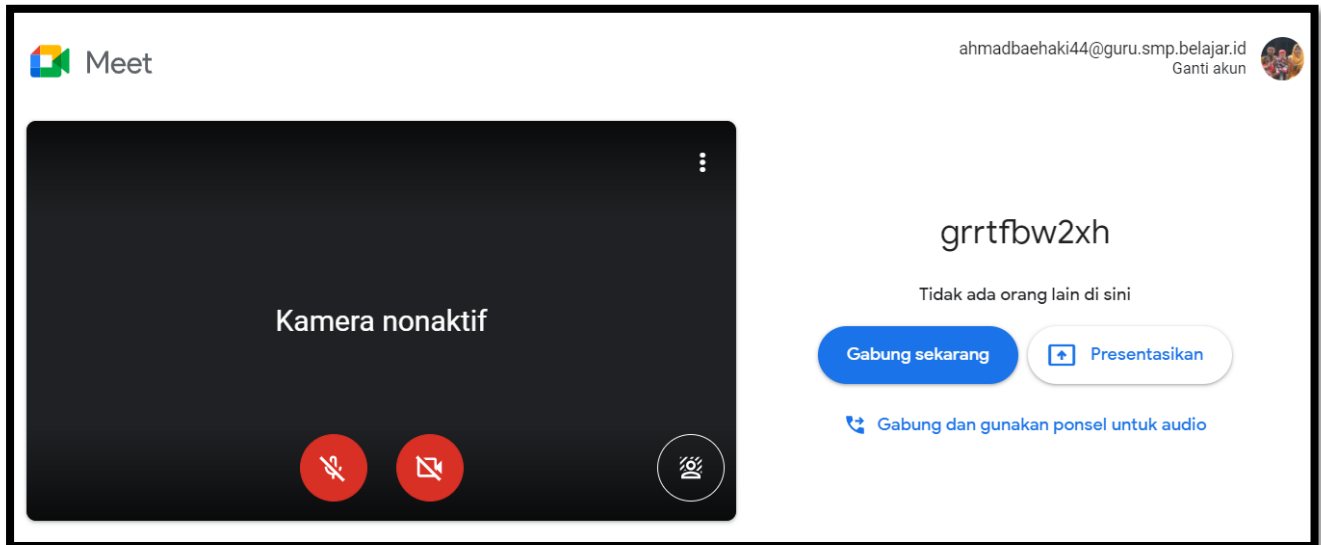
<https://app.sli.do/event/pzjffpa>

Media 4.2.1



<https://padlet.com/ahmadbaehaki44/u2ih7dzfpgu9h1vh>

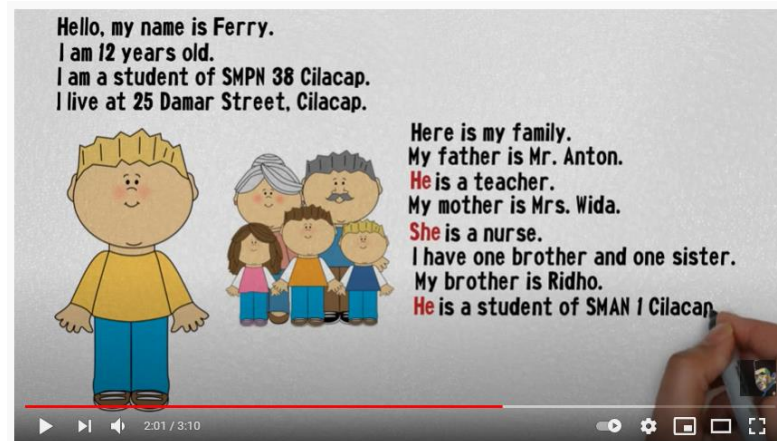
Media 4.2.2



<https://meet.google.com>

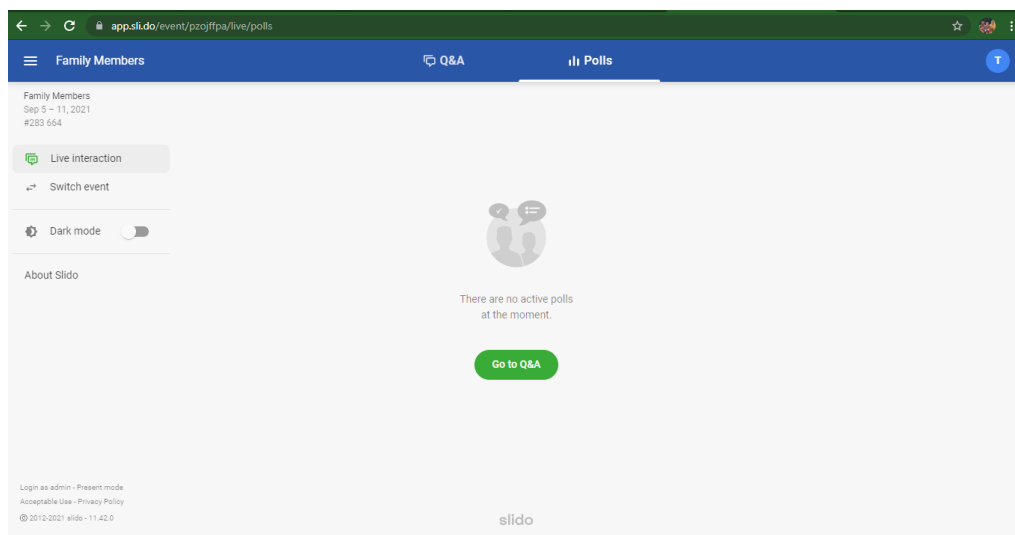
Activity 3.2.1

Watch the video below!



<https://www.youtube.com/watch?v=NCuuy7xiRo> about Introducing My Family.

Activity 3.2.2

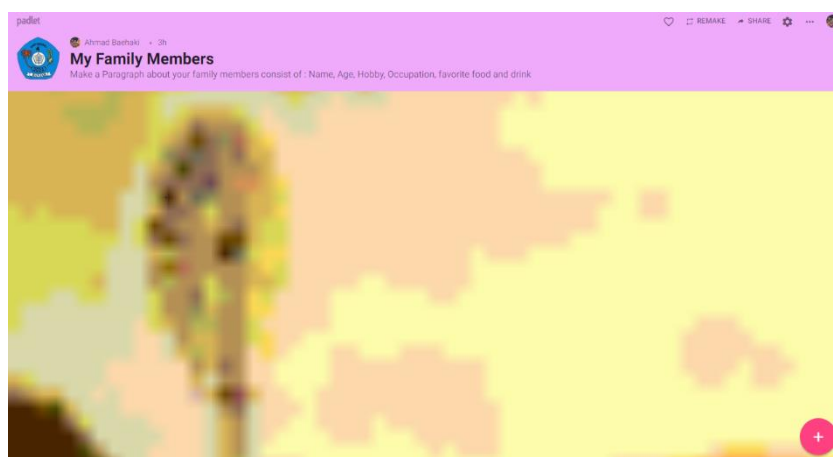


<https://app.sli.do/event/pzoffpa>

The questions is:

1. What do you think about the video?
2. What the ideas support the family members on the video?
3. How can you explain about the social function of introduce family members text?

Activity 4.2.1



<https://padlet.com/ahmadbaehaki44/u2ih7dzfpgu9h1vh>

On padlet above the students make a paragraph about identity members of their family consist of:

Father

Name :
Age :
Occupation :
Hobby :
favorite food :
favorite drink :

Mother

Name :
Age :
Occupation :
Hobby :
favorite food :
favorite drink :

Brother

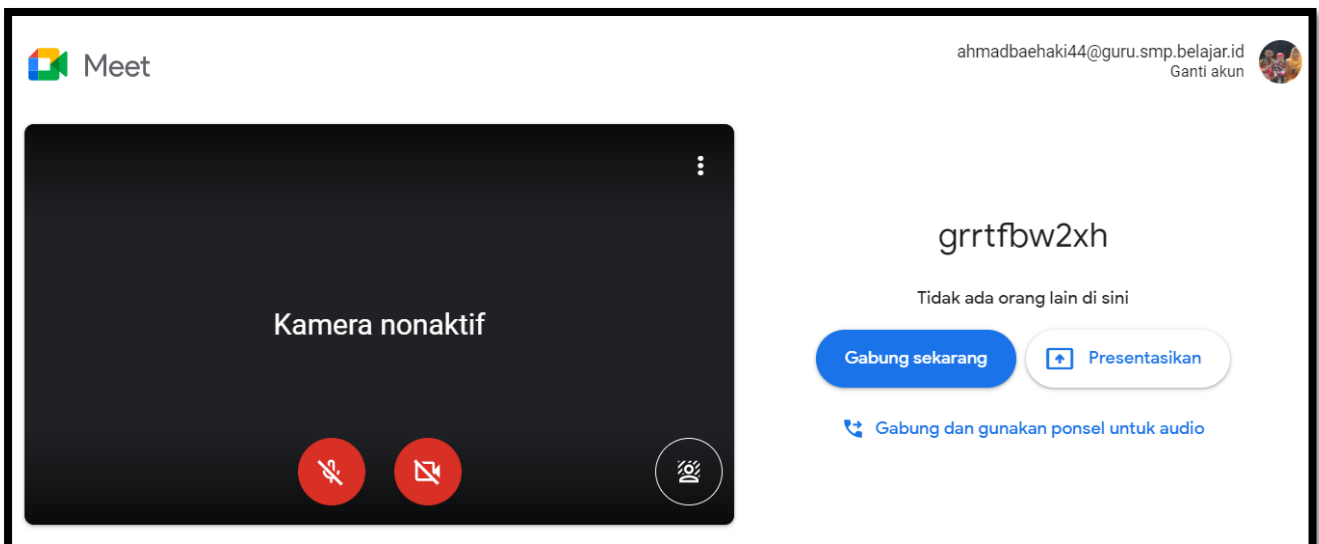
Name :
Age :
Occupation :
Hobby :
favorite food :
favorite drink :

Sister

Name :
Age :
Occupation :
Hobby :
favorite food :
favorite drink :

add your picture family(optional)

Activity 4.2.2



<https://meet.google.com>

On google meet the students retell identity members of their family consist of:

Father

Name :

Age :

Occupation :

Hobby :

favorite food :

favorite drink :

Mother

Name :

Age :

Occupation :

Hobby :

favorite food :

favorite drink :

Brother

Name :

Age :

Occupation :

Hobby :

favorite food :

favorite drink :

Sister

Name :

Age :

Occupation :

Hobby :

favorite food :

favorite drink :