

PERANGKAT PEMBELAJARAN

(RPP)

Satuan pendidikan : SMP ISLAM AT-TABLIGHIYAH
Mata pelajaran : Bahasa Inggris
Kelas / semester : IX / Ganjil
Materi Pokok : Procedure Text
Alokasi Waktu : 2 JP (2 x 35 menit) Pertemuan 2
Skill : Listening dan Speaking

A. Kompetensi inti :

1. Menghargai dan menghayati ajaran agama yang dianutnya
2. Menghargai dan menghargai perilaku jujur, disiplin, bertanggung jawab, peduli (toleransi, gotong royong) santun, percaya diri, dalam berinteraksi secara efektif dengan lingkungan sosial dan alam dalam jangkauan pergaulan dan keberadaanya.
3. Memahami pengetahuan (faktual, konseptual, dan prosedural) berdasarkan rasa ingn tahunya tentang ilmu pengetahuan, teknologi, seni, budaya terkait fenomena dan kejadian tampak mata.
4. Mencoba, mengolah, dan menyaji dalam ranah konkret (menggunakan, mengurai, merangkai, memodifikasi, dan menyambut) dan ranah abstrak (menulis, membaca, menghitung, menggambar dan mengarang) sesuai dengan yang dipelajari di sekolah dan sumber lain yang sama dalam sudut pandang/ teori.

| Kompetensi Dasar | Indikator Pencapaian Kompetensi |
|--|---|
| 3.4 Membandingkan fungsi sosial, struktur teks dan kebahasaan beberapa teks prosedur lisan dan tulis dengan memberi dan meminta informasi terkait resep makanan/minuman dan manual, pendek dan sederhana, sesuai dengan konteks penggunaannya. | 3.4.3 Melengkapi (C4) kata yang tepat dari procedure text recipe lisan pendek dan sederhana. 3.4.4 Menemukan (C5) informasi tertentu dari teks procedure lisan pendek dan sederhana terkait fungsi social, struktur teks dan unsure kebahasaan. |
| 4.4 Menangkap makna secara kontekstual terkait fungsi sosial, struktur teks, dan unsur kebahasaan teks prosedur lisan dan tulis, sangat pendek dan sederhana, dalam bentuk resep dan manual. | 4.4.3 Merespon (C4) pertanyaan secara lisan berdasarkan gambar yang diberikan terkait struktur teks. 4.4.4 Mempresentasikan (C6) procedure text recipe lisan pendek dan sederhana. |

B. Tujuan pembelajaran

1. Melalui kegiatan mendengarkan pada audio PPT Peserta didik mampu **melengkapi** kata yang tepat dari procedure text recipe lisan pendek dan sederhana dengan benar.
2. Melalui kegiatan mendengarkan dan memperhatikan pada video tanpa subtitle yang di putar Peserta didik mampu **menemukan** informasi tertentu dengan benar terkait procedure text recipe.
3. Melalui tanyangan gambar – gambar slide pada PPT Peserta didik mampu **merespon** dengan benar dan singkat terkait social function, ingredients dan material secara kolaboratif.
4. Melalui tayangan gambar PPT Peserta didik mampu **mempresentasikan** procedure text recipe lisan dengan benar dan tepat terkait lingkungan sekitar secara klaboratif.

C. Materi ajar

D. Reguler : Procedure Text recipe

- ✓ Description
- ✓ Social function
- ✓ Generic Structure
- ✓ Language Feature

Remidial : Procedure Text Recipe (how to make ice tea)

- ✓ Description
- ✓ Social function
- ✓ Generic Structure
- ✓ Language Feature

Pengayaan :

Procedure text lisan “how to make Dalgona candy (squad game) “

E. Media, Alat, Sumber Bahan

Media : PPT, Youtube (learn to cook,Enggar pangesti W, Anis zulaika rahmat,)

Alat : Laptop, speaker active , Infocus

Bahan Ajar : Buku Paket K-13 Revisi 2018 (*Bahasa Inggris Think globally Act locally*, Siti Wachidah, Asep Gunawan, dan Dyantari, Pusat Kurikulum dan Pembukuan Blitbang Kemdikbud, 2018, hal 54),
(LKS Start, D.Permatasari, Putra Kertonatan, 2021, hal 32)
Kamus Bahasa Inggris.

F. Pendekatan, Model, Metode

Pertemuan 2


Pendekatan : Scientific Approach

Model : Discovery Learning

Metode : Tanya jawab, Diskusi, Penugasan, unjuk kerja.



G. Langkah – Langkah Pembelajaran

Pertemuan 2 (kedua)

| PRE ACTIVITY | | Time In minute |
|--------------------|---|----------------------|
| Opening | <ul style="list-style-type: none"> ❖ Melakukan pembukaan dengan salam pembuka. (PPK : nilai kesopanan) ❖ Berdoa sebelum memulai pembelajaran. (PPK: nilai religius) ❖ Memeriksa kehadiran peserta didik. (PPK : nilai disiplin) ❖ Mengingatkan siswa untuk melakukan 3M (PPK : nilai kedisiplinan) ❖ Memeriksa kelengkapan alat tulis peserta didik dan kebersihan kelas (PPK : nilai disiplin) ❖ Ice breaking (tepek oseng seng) ❖ Mengaitkan materi pembelajaran yang akan dipelajari dengan pengalaman peserta didik terhadap materi sebelumnya sambil memperlihatkan beberapa gambar lewat Power point <ul style="list-style-type: none"> - Do you remember,What we learn in previous lesson? - Can you describe us about procedure text ? ❖ Memberikan motivasi kepada peserta didik tentang pentingnya dalam mempelajari Procedure text. | 5' |
| Stimulation | <ul style="list-style-type: none"> ❖ Peserta didik diberi stimulus untuk memusatkan perhatian pada materi Procedure text Recipe melalui gambar yang disediakan. <div style="text-align: center;">  </div> <p>Peserta didik menjawab secara lisan pertanyaan dibawah ini <i>what is the goal / aim of the picture ?</i> <i>what are the ingredients to make it ?</i></p> <ul style="list-style-type: none"> ❖ Guru memberitahukan tujuan pembelajaran pada pertemuan ke dua. | 5' |
| Pretest | <ul style="list-style-type: none"> ❖ Guru memberikan pretest (listening pretest) kepada peserta didik <p>https://drive.google.com/file/d/15fbtikt6hWMI1oibb7PVhmN6rb4TnCLT/view?usp=sharing</p> | 5' |

| MAIN ACTIVITY | | 40' |
|---|---|-----|
| Problem identification | <ul style="list-style-type: none"> ❖ Peserta didik dibagi dalam beberapa kelompok ❖ Guru menanya tentang social function, generic structure dan language feature procedure teks. <ul style="list-style-type: none"> - What is the procedure text ? - What are the main part of procedure text ? | 2' |
| Data collecting | <ul style="list-style-type: none"> ❖ Peserta didik menganalisis, mendiskusikan, mengumpulkan informasi dan saling bertukar informasi dengan teman sekelompok atau kelompok lain. | 3' |
| Data processing LKPD 1 | <ul style="list-style-type: none"> ❖ Guru membagikan LKPD (Lembar Kerja Peserta Didik) kepada peserta didik ❖ Pada LKPD 1 peserta didik secara individual mendengarkan audio monolog dan melengkapi kata yang tepat untuk mengisi kata yang hilang pada procedure text sederhana. (https://drive.google.com/file/d/17QejCc4gbfn1T47B7G4gkLKQd7RGHIL3/view?usp=sharing) Guru membahas LKPD 1 | 5' |
| LKPD 2 | <ul style="list-style-type: none"> ❖ Peserta didik secara individual mampu menemukan informasi tertentu berdasarkan video dibawah ini (https://youtu.be/eT7WjEvUmNU) Guru membahas LKPD 2 | 5' |
| LKPD 3 | <ul style="list-style-type: none"> ❖ Peserta didik secara berkelompok merespon secara lisan mengenai gambar gambar terkait social function, ingredients dan steps dalam procedure text dan presentasikan dengan perwakilan group <ol style="list-style-type: none"> 1. What is the goal based on the picture ? 2. What are the ingredients? 3. What are the materials? 4. Could you like to describe us how to make it ? 5. Which part is most difficult to do it? and why? | 10' |



| | | |
|---------------------------|--|------------|
| LKPD 4 | <ul style="list-style-type: none"> ❖ Peserta didik secara kelompok mempresentasikan cara membuat “how to make maduranese iced sitrup peanut” berdasarkan pengalaman yang mereka lihat. <div style="display: flex; justify-content: space-around; align-items: center;">   </div> | 5' |
| Verification | <ul style="list-style-type: none"> ❖ Peserta didik melakukan presentasi tentang hasil diskusinya yang ada LKPD 4 terkait gambar yang diberikan. ❖ Guru membimbing peserta didik untuk bertanya tentang apa yang masih belum dipahami. | 15' |
| POST ACTIVITY | | 15' |
| Generalization | <ul style="list-style-type: none"> ❖ Peserta didik dibimbing oleh guru untuk menarik kesimpulan tentang materi yang sudah diajarkan dalam pembelajaran. <i>“what Social function of procedure text?”</i> <p style="text-align: center;"><i>What are the generic structure of procedure text ?</i></p> <p style="text-align: center;"><i>What are the language feature of procedure text ?</i></p> | 3' |
| Refleksi | <ul style="list-style-type: none"> ❖ Guru memberikan refleksi kepada siswa dengan menanya : Oke my beloved students because you are very active today , let’s give applause to our selves, but I will ask to you <ul style="list-style-type: none"> - What you learn today ? - Which is the best part for you in this material ? - Which is the difficult part of this material ? - How about my teaching method today ? | 4' |
| Post test/evaluasi | <ul style="list-style-type: none"> ❖ Guru memberikan evaluasi kepada siswa (post test) (https://drive.google.com/file/d/15ftikt6hWMI1oibb7PVhmN6rb4TnCLT/view?usp=sharing) | 5' |
| | <ul style="list-style-type: none"> ❖ Guru menyampaikan rencana pembelajaran berikutnya ❖ Guru bersama sama peserta didik menutup pembelajarn dengan berdoa kemudian menutup dengan salam | 3' |

H. PENILAIAN PROSES DAN HASIL BELAJAR

- a. Penilaian Sikap
 - a. Teknik Penilaian : Observasi/ pengamatan
 - b. Bentuk Penilaian : Jurnal guru
 - c. Format Penilaian : Skala penilaian
 - d. Instrumen Penilaian : Terlampir
- b. Penilaian Pengetahuan
 - a. Teknik Penilaian : Tes tertulis

- b. Bentuk Penilaian : Pilihan ganda
- c. Instrumen Penilaian : Terlampir
- c. Penilaian Keterampilan
 - a. Teknik Penilaian : Tes tertulis
 - b. Bentuk Penilaian : Uraian
 - c. Instrumen Penilaian : Terlampir

I. KEGIATAN TINDAK LANJUT

a. REMIDIAL

Bagi peserta didik yang tidak memenuhi KKM dilakukan

- ✓ Pengulangan materi
- ✓ Bimbingan khusus
- ✓ Diberikan tugas mempresentasikan “ how to make iced tea”

b. PENGAYAAN

Bagi peserta didik yang tuntas KKM membuat procedure text recipe tentang viral candy “ how to make dalgona candy (squad game)”

Mengetahui, Kepala SMPI
AT-TABLIGHIYAH

Pamekasan, 19 November 2021
Guru Mata Pelajaran Bahasa Inggris

SITI AISYATUL BIRROH, S.HI

HOLIFATUS SYA'DIYAH, S.Pd

LAMPIRAN 1

BAHAN AJAR

PROCEDURE TEXT

a. Description

Taken from : <https://www.youtube.com/watch?v=uzK1hbPqyTc&t=19s>

Procedure text is a Text that gives us instruction for doing something.

b. Social function

- To tell reader how to make or do something.
- To describe how something is completely done through a sequence of series. (LKS siswa)

c. Generic structure

When writing Procedure text, there are some generic structures for our writing to be true. The generic structures are:

- ✚ Goal : it is contain of the purpose of the text. (eg : HOW TO MAKE FRIED RICE)
- ✚ Material and Ingredients : it is contain of the material that used in the process. (eg : the material rice, onion, pan etc)
- ✚ Step : it contain of the steps to make something in the goal (eg : first steam the rice etc)

d. Language feature

- ❖ Use adverbial of sequence / using temporally conjunction (eg : first, then, after that, next , secondly, third ...etc)
- ❖ Use command / imperative sentence (eg : **steam** the rice ... **cut** the clove of onion)
- ❖ Using action verb . (eg : cut, steam, serve ...etc)
- ❖ Using simple present tense .

Peserta didik menjawab secara lisan pertanyaan dibawah ini

based on the video, what she doing ?

what is the goal / aim of the video ?

could you like to describe us how the steps to make it?

How many steps from video ?

REMEDIAL

PRESENTASI TENTANG “ HOW TO MAKE ICED TEA “

OHHOWCIVILIZED.COM

ICED TEA

**MADE EASY & REFRESHING
(MADE IN 8 MINUTES)**



PENGAYAAN

“DALGONA” HOW TO USE?



- 1.Put some sugar (2 or 3oz) in the ladle(scoop) and melt it on low heat
- 2.Stir sugar melting in a scoop well with a stick.
- 3.When sugar melts completely, add a of baking(soda) pinch
- 4.As soon as you add the soda, stir it quickly with a stick, about 2 or 3 seconds, you will see it changed to creamy golden brown, now turn off the heat, please make sure do not stir it for toolong, it can be burned.
- 5.When the mixture swells up enough, pour it on the flat tray before pouring, sprinkle some of sugar on the tray.
- 6.press the mixture with flat tool enclosed in the package, until you make it flat
- 7.Place the frame of the shape on the Dalgona (flat candy) and lightly press it.
- 8.Take it off gently from the tray after it cools down.

LAMPIRAN 2 LKPD DAN PRETEST/POST TEST

PRETEST/ POST TEST

listening transkrip

How to make an avocado juice.

Aim/goal Tujuan)

- Make an avocado juice

Materials (Bahan-bahan)

- 1 avocado
- A half glass of water
- Some sugar
- Several ice cubes

Steps (Langkah-langkah)

1. First, spoon out avocado pulp and place in blender.
2. Then, add a half glass of water.
3. Add enough sugar.
4. Mix it or blend it.
5. Pour the juice in a tall glass.
6. Finally add several ice cubes.
7. The avocado juice is ready to serve.

PRETEST/ POST TEST

Name :

group : -

Date :

subject / class : English / IX

1. What is the function of the text ?
 - a. To tell us how to make avocado juice
 - b. To argue us how to make avocado juice
 - c. To describe us how to make avocado juice
 - d. To explain us how to make avocado juice
2. how many materials you need to make it ?
 - a. 4
 - b. 5
 - c. 6
 - d. 3
3. What you do in third step ?
 - a. Add enough sugar
 - b. Serve the avocado juice
 - c. Pour juice into a glass
 - d. Add half of water
4. What should you do before you pour juice into a tall glass ? (HOTs)
 - a. Add half of water
 - b. Add enough sugar
 - c. Mix it or blend it
 - d. Serve avocado juice
5. Read the statements below (HOTs)
 - (1) You need ice cubes to make it
 - (2) You did not need water
 - (3) You need spoon to out pulp avocado
 - (4) You should add much sugar to make it
 - (5) You need blender to make it

Which one the true statement above ?

- a. 1, 2,3
- b. 2,3,5
- c. 3,4,5
- d. 1,3,5

Link to listen AUDIO MONOLOG:

<https://drive.google.com/file/d/15ftikt6hWMI1oibb7PVhmN6rb4TnCLT/view?usp=sharing>

LKPD 1

3.4.1 *Menyeleksi kata yang tepat procedure text recipe lisan pendek dan sederhana*

| | |
|--------|-------------------|
| Name : | class : IX |
| Date : | subject : English |

LISTENING SECTION

Listen to the following text and fill in the blank spaces by select the correct answer from the box ! open page 32 from your LKS

How to make mango juice

Materials :

A glass of iced pack a piece of (1).....

A spoon of sugar a half (2).....

Steps :

Here are the steps to mango juice

First, (3) the mango and (4) it.

Next, (5) the mango into pieces and (6)..... them into the juicer.

Then, put the water, (7)..... and sugar.

After that (8)..... The juicer and (9)about 15 seconds.

Finally, (10).....the mango juice into the glass and ready to drink.

| | | | |
|---------|----------|-------------------|---------|
| a. Wait | d. mango | g. turn on | j . put |
| b. Iced | e. cut | h. clean | |
| c. Peel | f. pour | i. glass of water | |

Link to listen the AUDIO MONOLOG :

<https://drive.google.com/file/d/17QejCc4gbfn1T47B7G4gkLKKQd7RGHIL3/view?usp=sharing>

LKPD 2

Name :

group :

Date :

subject / class : English / IX

LISTENING SECTION

Choose the correct answer by crossing a, b or c !

1. What is the function of the video ?
 - a. To explain How to make Beautiful Dalgona candy Coffee
 - b. To describe How to make Beautiful Dalgona Milk Candy
 - c. To explain How to make Beautiful Dalgona Candy
 - d. To describe How to make Beautiful Dalgona coffee
2. What are the ingredients based the video?
 - a. Coffee, sugar, hot water and condensed milk
 - b. Coffee, sugar, hot water and candy
 - c. Coffee, sugar, candy and milk
 - d. Coffee, condensed milk and hot water
3. What is the function of mixer from that video ?
 - a. To whisk milk, sugar and hot water
 - b. To whisk coffee, hot water and sugar
 - c. To whisk sugar, hot water and milk
 - d. To whisk hot water, candy and sugar
4. How long totally you have to whisk dalgona milk coffee?
 - a. 6 minutes
 - b. 5 minutes
 - c. 4 minutes
 - d. 3 minutes

(1) You need mixer to make it

(2) You need one tea spoon hot water

(3) Add one tea spoon of sugar

(4) You need add one table spoon coffee

5. Based the statement above, Which are the correct statement based on the video?
 - a. (1) and (2)
 - b. (3) and (4)
 - c. (2) and (3)
 - d. (1) and (4)

LKPD 3

Name :

group :

Date :

subject / class : English / IX

Look at the picture, answer the question by discussing in your group and then present it !

1. What is the goal based on the picture ?
2. What are the ingredients about the picture ?
3. What are the material about the picture ?
4. Based on your text, which part is most difficult to make it ? and why (HOTs)



LAMPIRAN 3

INSTRUMENT PENILAIAN

A . penilaian sikap (pengamatan)

Pedoman penilaian sikap

| No | Nama Peserta Didik | Aspek Penilaian | | | | | | Predikat |
|----|--------------------|-----------------|---|---|---|---|---|----------|
| | | 1 | 2 | 3 | 4 | 5 | 6 | |
| 1 | | | | | | | | |
| 2 | | | | | | | | |
| 3 | | | | | | | | |
| 4 | | | | | | | | |
| 5 | | | | | | | | |
| 6 | | | | | | | | |
| 7 | | | | | | | | |
| 8 | | | | | | | | |
| 9 | | | | | | | | |
| | dst | | | | | | | |

Keterangan Aspek Penilaian

1. Disiplin dalam mengikuti proses pembelajaran dengan mengikuti tata tertib sekolah.
2. Terlibat aktif dalam kegiatan pembelajaran yang dilakukan.
3. Bekerja sama dalam kegiatan kelompok.
4. Toleran terhadap proses pemecahan masalah yang diberikan
5. Jujur menjawab permasalahan yang diberikan.
6. Tanggung jawab dalam menyelesaikan LKPD yang ditugaskan.

KRITERIA PREDIKAT

- A = SELALU, apabila selalu melakukan aspek pengamatan (sudah konsisten)
- B = SERING, apabila sering melakukan sesuai aspek pengamatan (mulai konsisten)
- C = KADANG – KADANG, apabila kadang – kadang melakukan sesuai aspek pengamatan (belum konsisten)
- D = TIDAK PERNAH, apabila tidak pernah melakukan aspek pengamatan (tidak konsisten)

Penilaian Kompetensi Pengetahuan (Kognitif)

RUBRIK PENILAIAN PENGETAHUAN (KOGNITIF) SMPI AT -ATABLIGHIYAH TAHUN PELAJARAN 2020/2021

Kompetensi Dasar : KD 3.4 (*Procedure Text*)
Kelas/Semester : IX/ 1

LKPD 1

1. D = mango
2. I = glass of water
3. C = peel
4. H = clean
5. E= cut
6. J = put
7. B= ice
8. G = turn on
9. A= wait
10. F = pour

Jumlah benar x 10 = 100 poin

Kisi-Kisi Penulisan Soal LKPD 2

| No | Kompetensi Dasar | IPK | Materi Pokok | Indikator Soal | Level | Bentuk Soal | Nomor Soal |
|----|--|--|-----------------------|---|-----------|-----------------|------------|
| 1 | 2 | 3 | 4 | 5 | 6 | 7 | |
| 1. | Membandingkan fungsi sosial, struktur teks dan kebahasaan beberapa teks prosedur lisan dan tulis dengan memberi dan meminta informasi terkait resep makanan/minuman dan manual, pendek dan sederhana, sesuai | 3.4.3 Mendeteksi (C4) kata yang tepat dari procedure text recipe lisan pendek dan sederhana. Menemukan (C5) informasi tertentu dari teks procedure lisan pendek dan sederhana | <i>Procedure Text</i> | Disajikan sebuah teks <i>procedural text</i> Peserta didik diharapkan mampu menganalisis fungsi sosial | C3 Dan C4 | Multiple choice | 1,3 |

| | | | | | | | |
|--|------------------------------|-----------------|--|--|--|--|-------|
| | dengan konteks penggunaannya | tentang recipe. | | | | | |
| | | | | Disajikan sebuah teks Procedure text t. Peserta didik diharapkan mampu menganalisis struktur teks | | | 2,4,5 |

| No | Soal | Level cognitive | Kunci jawaban | Skor |
|----|---|-----------------|---------------|------|
| 1 | <p>What is the function of the video ?</p> <p>a. To explain How to make Beautiful Dalgona candy Coffee</p> <p>b. To describe How to make Beautiful Dalgona Milk Candy</p> <p>c. To explain How to make Beautiful Dalgona Candy</p> <p>d. To describe How to make Beautiful Dalgona coffee</p> | C4 | D | 20 |
| 2 | <p>What are the ingredients based the video?</p> <p>a. Coffee, sugar, hot water and condensed milk</p> <p>b. Coffee, sugar, hot water and candy</p> <p>c. Coffee, sugar, candy and milk</p> <p>d. Coffee, condensed milk and hot water</p> | C4 | A | 20 |

| | | | | |
|-------|--|----|---|-----|
| 3 | <p>What is the function of mixer from that video ?</p> <p>a. To whisk milk, sugar and hot water</p> <p>b. To whisk coffee, hot water and sugar</p> <p>c. To whisk sugar, hot water and milk</p> <p>d. To whisk hot water, candy and sugar</p> | C4 | B | 20 |
| 4 | <p>How long totally you have to whisk dalgona milk coffee?</p> <p>a. 6 minutes</p> <p>b. 5 minutes</p> <p>c. 4 minutes</p> <p>d. 3 minutes</p> | C4 | C | 20 |
| 5 | <p>(1) <i>You need mixer to make it</i></p> <p>(2) <i>You need one tea spoon hot water</i></p> <p>(3) <i>Add one tea spoon of sugar</i></p> <p>(4) <i>You need add one table spoon coffe</i></p> <p>Based the statement above, Which are the correct statement based on the video?</p> <p>a. (1) and (2)</p> <p>b. (2) and (3)</p> <p>c. (3) and (4)</p> <p>d. (1) and (4)</p> | C4 | D | 20 |
| Total | | | | 100 |

PENILAIAN KETERAMPILAN

SPEAKING

| NO | NAMA | A | B | C | D | TOTAL SKOR X 5 |
|----|------|---|---|---|---|----------------|
| 1 | | | | | | |
| 2 | | | | | | |
| 3 | | | | | | |
| 4 | | | | | | |
| 5 | | | | | | |
| 6 | | | | | | |
| | | | | | | |

| | | | | | | |
|--|--|--|--|--|--|--|
| | | | | | | |
| | | | | | | |
| | | | | | | |
| | | | | | | |

KETERANGAN

A = PRONOUNCIATION

B = INTONASI

C = KELANCARAN

D = KETEPATAN MAKNA

KETERANGAN MENGISI NILAI

1. Terlalu banyak kesalahan dan mengganggu makna
2. Banyak kesalahan dan mengganggu makna
3. Ada beberapa kesalahan dan mengganggu makna
4. ada beberapa kesalahan namun tidak mengganggu makna
5. Hampir sempurna

TEKNIK PENSKORAN = LKPD 3 DAN LKPD 4

LAMPIRAN 4

MATERI AJAR

LINK PPT

https://drive.google.com/file/d/1SqJZwLHsnMwR_zMn5E9Rbdn3OEU77PJZ/view?usp=sharing