

RENCANA PELAKSANAAN PEMBELAJARAN (RPP)

Satuan pendidikan : SMPN 31 Bandar Lampung
Kelas / Semester : VIII / II
Tema : Text Khusus
Sub Tema : Greeting Card
Pembelajaran ke : 1
Alokasi Waktu : 10 Menit Simulasi Mengajar

A. TUJUAN PEMBELAJARAN

Setelah melaksanakan kegiatan pembelajaran melalui pendekatan scientific dengan model pembelajaran discovery dan contextual , peserta didik mampu:

1. mengidentifikasi fungsi sosial tujuan Greeting Card
2. mengidentifikasi struktur teks Greeting Card
3. mengidentifikasi unsur kebahasaan yang dipergunakan dalam Greeting Card
4. melengkapi teks rumpang Greeting Card dengan informasi rinci struktur teks dan unsur kebahasaan yang tepat
5. menulis Greeting Card menggunakan aplikasi Canva dengan tepat

B. KEGIATAN PEMBELAJARAN

1. Kegiatan Pendahuluan (6 menit)

Guru melakukan kegiatan orientasi, apersepsi, dan motivasi. Guru menyapa peserta didik, menayangkan beberapa Greeting Card yang berbeda, seraya memancing peserta didik untuk mengidentifikasi tujuan, jenis-jenis dan bagian-bagian Greeting Card, serta ungkapan yang dipergunakan dalam Greeting Card dengan memberikan pertanyaan-pertanyaan dan contoh .

Guru	Siswa
Menyapa siswa	Merespon
Meminta ketua kelas memimpin doa	Merespon
Mengecek kehadiran siswa	Merespon
Mereview pembelajaran sebelumnya, yg relevan dengan topik yang akan dipelajari. - What's the day today? - What's the date today?	Merespon - It's Thursday - It's January 7th

<ul style="list-style-type: none"> - When is New year? - When is your Birthday, Putri? - So, what did we study last meeting? <p>Menampilkan beberapa gambar Greeting Cards, memancing peserta didik dengan beberapa pertanyaan untuk mengidentifikasi macam-macam Greeting Card, Fungsi Sosial, Struktur Teks, dan Unsur Kebahasaan Greeting Card.</p> <ul style="list-style-type: none"> - Look at this picture, what picture is it? - Have you ever got a greeting card? - Have you ever sent a Card? - What Greeting Card is it? - Look at the parts of the card. What are they? - Who is the card for? - Who is it from? - What's the expression used in the card? <p>So, can you guess what we are going to study today?</p>	<ul style="list-style-type: none"> - January 1st - It's July 2nd - We studied about Days and Dates <ul style="list-style-type: none"> - Merespon - Merespon - Merespon - Merespon - Merespon - Merespon - Merespon - Merespon
<p>Menyebutkan tujuan pembelajaran</p> <ul style="list-style-type: none"> - Yes, you are right!. Today we are going to study about Greeting Card, and at the end of the lesson, you are going to be able to identify kinds of Greeting Card, the purpose of Greeting Card, the parts of Greeting Cards, and also the expressions used in the Greeting Card. 	<ul style="list-style-type: none"> - Menyimak

2. Kegiatan Inti (3 Menit)

Pembelajaran ke 1

- Mengidentifikasi fungsi sosial tujuan komunikatif Greeting Card (Exercise 1- Group Work – Lampiran 1, Exercise 2- Pair Work - Lampiran 2b)
- Mengidentifikasi unsur kebahasaan informasi tertentu Greeting Card (Exercise 1- Group Work – Lampiran 1, Exercise 2 – Pair Work – Lampiran 2b)
- Mengidentifikasi struktur teks informasi rinci Greeting Card (Exercise 1- Group Work – Lampiran 1, Exercise 2 – Pair Work– Lampiran 2b)

Guru memberikan instruksi dan petunjuk untuk Exercise 1 dan 2 pada Simulasi Mengajar.

Guru	Peserta Didik
Exercise 1	
<ul style="list-style-type: none"> - Membagi peserta didik menjadi kelompok yang terdiri atas 4 anggota dalam satu kelompok. Mendistribusikan 1 Greeting Card bagi masing-masing kelompok. - Meminta peserta didik mempelajari Greeting Card yang mereka peroleh. - Memberikan beberapa pertanyaan kepada masing-masing kelompok tentang Greeting Card mereka. - Mengumpulkan kembali Greeting Cards dari masing-masing kelompok 	<ul style="list-style-type: none"> - Merespon - Merespon - Merespon / Menyimak - Merespon
Exercise 2	
Guru	Peserta Didik
<ul style="list-style-type: none"> - Membagikan LK Exercise 2 kepada peserta didik. - Meminta peserta didik mengerjakan Exercise 2 dengan berdiskusi dengan teman sebangku. 	<ul style="list-style-type: none"> - Merespon - Merespon

Pembelajaran ke 2

- Melengkapi teks rumpang Greeting Card dengan struktur teks dan unsur kebahasaan yang tepat (Exercise 3- Individual Work - Lampiran 3)
- Menulis Greeting Card dengan menggunakan Aplikasi Canva (Exercise 4 – Individual Work – Lampiran 4)

3. Kegiatan Penutup (1 Menit)

Membuat simpulan, refleksi, umpan balik, tentang topik yg dibahas pada pertemuan tersebut, serta menyampaikan informasi tentang kegiatan pembelajaran yang akan datang dan berdoa.

C. PENILAIAN PEMBELAJARAN

- Teknik penilaian
- a. Penilaian Sikap Spiritual dan Sosial
Dilakukan melalui observasi saat proses pembelajaran di dalam kelas dan interaksi dengan peserta sehari-hari.

No.	Nama Siswa	Sikap								
		Tanggungjawab			Kerjasama			Kejujuran		
		KB	B	SB	KB	B	SB	KB	B	SB
1										
2										
3										

Keterangan:

KB : Kurang Baik

B : Baik

SB : Sangat Baik

- b. Penilaian Pengetahuan Pada Pembelajaran ke 1
1. Teknik : Tertulis
 2. Bentuk : Pilihan Ganda
 3. Kisi-kisi : Lihat Lampiran 2a
 4. Instrumen Soal : Lihat Lampiran 2b
 5. Pedoman Penskoran : Tiap jawaban benar memperoleh skor 10
Skor perolehan maksimal :100

- c. Penilaian Keterampilan

Penilaian Keterampilan dilaksanakan pada Pembelajaran ke 2

Mengetahui
Kepala SMPN 31 Bandar Lampung

Drs. Mahmud Muin
NIP.196211071988031006

Bandar Lampung, Desember 2020

Guru Mata Pelajaran




Yulia Budiarti, S.Pd
NIP. 197307022002122003

LAMPIRAN 1

EXERCISE 1

Buatlah kelompok yang terdiri atas 4 orang siswa. Guru akan membagikan 1 Greeting Card untuk masing-masing kelompok. Perhatikan dan pelajari Greeting Card di kelompokmu, dan jawab pertanyaan yang diberikan guru!

CUT OUT CARDS

 <p>Thanks for being there through the tears, laughters and dirty diapers.</p> <p>Happy Father's Day !</p>	 <p>To Gea, I've heard that you do not feel well. I am praying for a quick recovery. Get better and make my prayers come true. I'am sending you warm regards and hopes that you will get well soon. Your Friend, Gugus</p>
 <p>Dear Toni, Let me congratulate you on your success as the best English news reader this 2014. I hope you always perform the best in the next competition. Sindi</p> 	 <p>Dear Fachri, When your name is called as the best student please step forward for high five ! You are the best. Congratulations Uncle Farhan</p>

Happy Birthday!

Dear Haris

Happy birthday my dear friend. Thank you for all the good things you've done for me so far. May God facilitate you to achieve your expectations.

Faruq

Hi, Ghani
You've been accepted!

CONGRATULATIONS!

Being accepted at Global Senior High School was the realization of your life's dream. Congrats and all the best for future.

Your sibling,
Haikal



Good Teachers
are the reason why
ordinary students
dream to do
extraordinary things...

**HAPPY
TEACHERS'
DAY**




©Copyright dgreetings

Dear Aunty Melvin,

Congratulations for the new baby! I cannot wait to play football with him!

Your nephew,
Kiki



LAMPIRAN 2a

KISI-KISI PENILAIAN PENGETAHUAN

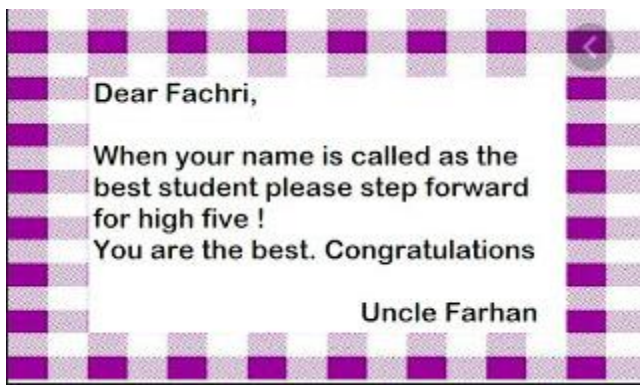
Indikator Soal	Level Kognitif	Nomor Soal	Bentuk Soal
Disajikan sebuah Greeting Card, siswa mampu mengidentifikasi fungsi sosial tujuan komunikatif teks dengan tepat.	Pemahaman	1, 7	PG
Disajikan sebuah Greeting Card, siswa mampu menerapkan struktur teks rincian informasi dengan tepat.	Aplikasi	2, 3, 6, 9	PG
Disajikan sebuah Greeting Card, siswa mampu mengidentifikasi unsur kebahasaan persamaan kata dengan tepat.	Pemahaman	4, 8	PG
Disajikan sebuah Greeting Card, siswa mampu menentukan unsur kebahasaan ungkapan yang tepat	Aplikasi	5	PG
Disajikan sebuah Greeting Card, siswa mampu menganalisis struktur teks rincian deskripsi dengan tepat.	Analisis	10	PG

LAMPIRAN 2b

EXERCISE 2.

Read the text about some Greeting Cards below, then choose the correct answer.

Question numbers 1-2 are based on the following text.



1. What is the communicative purpose of the text above?
 - A. To ask someone to give a high five.
 - B. To invite someone to step forward.
 - C. To announce someone's achievement.
 - D. To congratulate someone for his achievement.**
2. What is Fachri to Uncle Farhan?. He might be his..
 - A. son.
 - B. cousin.
 - C. nephew.**
 - D. Brother.

Question numbers 3-4 are based on the following text.



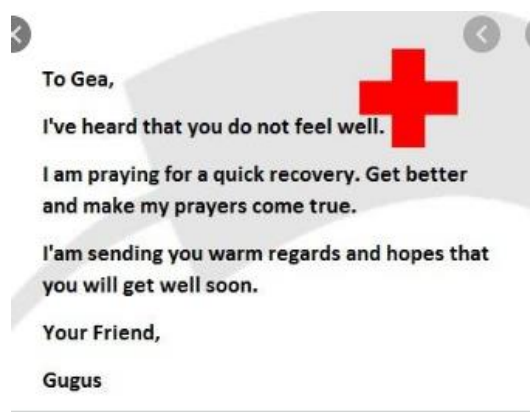
3. Who celebrates birthday?
- A. A proud mom
 - B. A beautiful mom
 - C. A mom's daughter
 - D. A daughter's mom
4. The word '**proud**' in the sentence " make me proud of you" could be replaced by...
- A. Contented
 - B. surprised
 - C. Disappointed
 - D. Agitated

Question numbers 5-6 are based on the following text.




5. Which expression is suitable to complete the card?
- A. We wish you and your partner a happy and blessed life
 - B. Wishing you a blessed and happy marriage
 - C. I can't wait for what you're going to do next!
 - D. Thank you for showing excellent service.
6. From the text, we know that..
- A. The card is from a classmate
 - B. The receiver celebrated his birthday
 - C. The card is to congratulate someone
 - D. The senders are amazing

Question numbers 7-8 are based on the following text.



7. What is the communicative purpose of the text?
- A. To show sympathy
 - B. To pray for a quick recovery
 - C. To congratulate Ghea for her health
 - D. To show condolences
8. The word **quick** in the text can be replaced with...
- A. Slow
 - B. Speedy
 - C. Soft
 - D. Calm

Question numbers 9-10 are based on the following text.



9. The card is probably from ..
- A. A father

- B. A sibling
- C. A son
- D. A student

10. A father who gets such greeting card would ...

- A. Be mad
- B. Be grateful
- C. Make his children laugh more
- D. Continue cleaning up dirty diapers

