

STUDENT'S WORKSHEET

School	: SMP IT Bina Insani Metro
Subject	: English
Class / Semester	: VIII (Eight) / 1
Material	: Giving advice
Time Allocation	: 6 x 40 minutes (3 Meetings)

A. CORE COMPETENCIES (KI)

SPIRITUAL (CC 1) AND SOCIAL (CC 2) To internalize and apply the morals of their religion. To demonstrate the behaviours of honesty, discipline, responsibility, care (cooperation, tolerance, peace), courteous, responsive, and pro-active as a part of the solutions to various problems in active interaction within the social and natural environment and to act as the nation's reflection in the global society.

CC 3: To understand, apply, and analyze factual, conceptual, and procedural knowledge based on his curiosity about science, technology, arts, culture, and humanities with insights into society, nationality, statehood, and civilization related to the causes of phenomena and events, and apply procedural knowledge to specific fields of study according to their talents and interests to solve problems.

CC 4: To process, reason, present, in the area of the concrete and the abstract related to the development of what they learn at school independently. Be able to use appropriate methods according to scientific principles.

B. BASIC COMPETENCY (KD)

3.3 Implementing social functions, text structure and text linguistic elements asking for and providing information regarding musts, prohibitions, and appeals or suggestions

4.3 Compiling oral and written interpersonal interaction texts asking for and providing information related to musts, prohibitions, and appeals or suggestions (must, should)

C. INDICATORS OF COMPETENCE ACHIEVEMENT

3.3.1 Identifying expressions that state asking for and providing information related to musts, prohibitions, and appeals or suggestions in transactional text written in pdf file books that are shared through the WhatsApp group

4.3.1 Providing expressions of requesting and providing information regarding musts, prohibitions, and appeals or suggestions individually uploaded via voice recorder / live video on whatsapp group

4.3.2 Creating oral and written transactional interaction texts about requesting and providing information regarding musts, prohibitions, and appeals or suggestions that are in accordance with social functions, text structures and linguistic elements that are correct and in accordance with the context through voice record / live video and photos and uploaded to the google form assignment collection link which is shared via the whatsapp group

D. LEARNING OBJECTIVES

After this learning, students are expected to be able to:

3.3.1.1 Identifying expressions that state asking for and providing information related to obligations, prohibitions, and appeals or suggestions in transactional text written in pdf file books that are shared through the WhatsApp group

4.3.1.1 Provide an expression of request and provide information related to musts, prohibitions, and appeals or suggestions individually uploaded via voice recorder / live video on whatsapp group

4.3.2.1 Creating oral and written transactional interaction texts about requesting and providing information related to musts, prohibitions, and appeals or suggestions that are in accordance with social functions, text structures and linguistic elements that are correct and in accordance with the context through voice record / live video and photos and uploaded to the google form assignment collection link which is shared via the whatsapp group

E. LEARNING MATERIALS

The Social Function of the expression:

- Give instructions / must (Instruction)

- Prohibition

- Appeal / suggestion (Suggestion)

Text structure of conversations that use expressions give instructions and prohibitions, namely:

Instructions

Open the window, please

Come in, please

Clean the whiteboard, please.

Responses

Of course.

Thank you

Yes, Ma'am

A. Tujuan Pembelajaran

Setelah mengikuti serangkaian kegiatan pembelajaran, peserta didik dapat :

- Memasangkan kosakata terkait ungkapan memberi instruksi sesuai dengan gambar.
- Melengkapi teks terkait ungkapan memberi instruksi.
- Mengidentifikasi kosakata terkait ungkapan mengajak.
- Melengkapi kosakata terkait ungkapan meminta izin.

B. Petunjuk Kerja

- Match the word into the suitable picture.
- Complete the conversation of giving instructions by using the correct word in the box.
- Complete the conversation of inviting someone by using the correct word in the box.
- Fill in the blanks with the words from the box.
- Complete the sentences with the expression of asking permission based on the situation.
- Match the sentences with the picture.

C. Pernyataan Materi

➤ Memberi instruksi

Kosakata terkait ungkapan memberi instruksi dan larangan.

Instructions	Responses
<i>Open the window, please .</i>	<i>Of course.</i>
<i>Come in, please.</i>	<i>Thank you.</i>
<i>Clean the whiteboard ,please.</i>	<i>Yes , Ma'am.</i>

<i>Please put the book on the table.</i>	<i>All right.</i>
<i>Prohibitions</i>	<i>Response</i>
<i>Don't be late.</i>	<i>I won't...</i>
<i>Don't tell Lina that we will give her a special gift.</i>	<i>Sure.</i>
<i>You don't have to buy anything for me.</i>	<i>It is not a big deal.</i>

➤ Mengajak

Kosa kata terkait ungkapan mengajak

Invitation	Accepting	Refusing
<ul style="list-style-type: none"> • Let's go ... • I want you to come to my birthday party. • Will you come to my house? • How about going to the zoo? • Would you like to join me to the supermarket? • Could you like to come to the cinema with me? 	<ul style="list-style-type: none"> • Yes, of course. • Ok. • All right. • That's good idea. 	<ul style="list-style-type: none"> • I'm so sorry, I was so busy. • I'm so sorry I can't.

➤ Meminta izin





Kosakata terkait ungkapan meminta izin

- Could I wash my hands, Ma'am?
- May I open my dictionary?
- Can I ask my group to help me?

D. Pertanyaan

1. Match the word with the suitable picture.

Match, Drag and drop.

OPEN THE DOOR, PLEASE.

OPEN THE WINDOW, PLEASE.

COLOR THE PICTURE, PLEASE.

TURN LEFT, PLEASE.





SIT DOWN, PLEASE.

CLOSE THE DOOR, PLEASE.

STAND UP, PLEASE.

TURN RIGHT, PLEASE.

CLOSE THE WINDOW, PLEASE.

STUDENTS WORK SHEET
(Lembar Kerja Siswa)

Draw or put some warning signs in the box below and describe them!

