

Telling about Personal Information

Lesson Plan for Grade 10, SMKN 1 Blitar

Prepared by Heri Purnomo

Basic Competency 3.1 & 4.1

3.1 Menganalisis fungsi sosial, struktur teks, dan unsur kebahasaan teks interaksi transaksional lisan dan tulis yang melibatkan tindakan memberi dan meminta informasi terkait jati diri dan hubungan keluarga, sesuai dengan konteks penggunaannya. (Perhatikan unsur kebahasaan pronoun: subjective, objective, possessive)

4.1 Menyusun fungsi sosial, struktur teks, dan unsur kebahasaan teks interaksi transaksional lisan dan tulis yang melibatkan tindakan memberi dan meminta informasi terkait jati diri dan hubungan keluarga, sesuai dengan konteks penggunaannya. (Perhatikan unsur kebahasaan pronoun: subjective, objective, possessive)

OBJECTIVES

1. Given the examples of telling about personal information through the videos, students will be able to identify the word, expression, sentences used for telling personal information well.
2. Given the instruction and assignment to make the video about personal information, students will be able to tell about personal information correctly and responsibly.

Methods:

Project Based Learning

Reward Based Approach

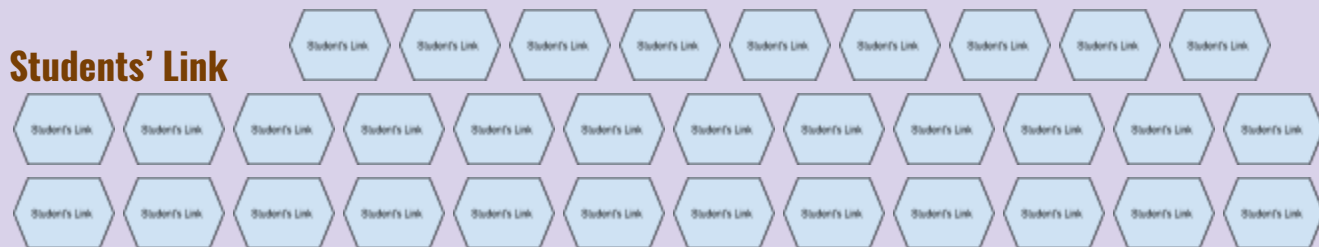
ACTIVITY

1. Driving Questions “How can we tell about personal information through video that makes more youtube viewers like?” (shared to the telegram group) and Give the instruction to the students to work in team (the team consist of 3 or 4 students)
2. Asking the students to design a plan for the project and the discussion can be done through Telegram Group. (the result of the discussion can be written on the SWAY they have)
3. Asking the students to watch the videos (youtube) which is about Intentions.
4. The Students are working on the project.
5. If students have difficulty or questions, they can write the question through the telegram group.
6. The students submit the project. (The students are presenting the project through the video)
7. Students watch the videos that have been made by their friend and give responses through telegrams.
8. Students get the **certificate** of **Achievement on Telling Personal Information**.

ASSESSMENT

1. Multiple Choice Test through [Google Classroom](#)
2. Portfolio for Project ([Telegram Group and Their SWAY](#))
3. Writing Test (link [Online English certification](#))

Students' Link



The Headmaster

(.....)

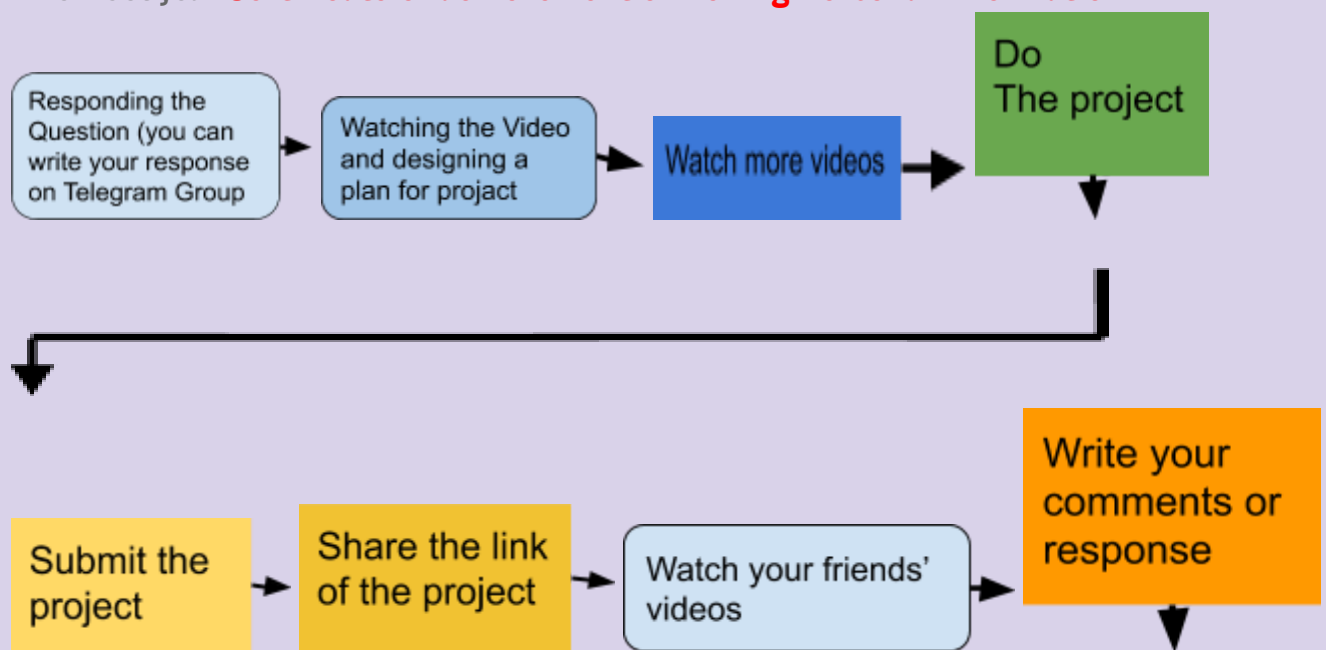
The English Teacher

(.....)


Link Penghasilan Tambahan Untuk Guru Hebat berkarya :click for [Daftar Menjadi anggota](#)

The Students Learning Steps (Shared to the students)

1. Respond to the questions “ *How can we tell about personal information through video that makes more youtube viewers like?*” (the response can be written on the telegram group) find your group of four.
2. Watch the video. (Follow the link) and design a plan for the project
3. Watch more videos for more examples in youtube.
4. Work for your project of making video of expressing resolution and intentions
5. Presenting your project through video (submit your video) the link to submit
6. Submit your assignment (project) and upload your video on your SWAY or Youtube
7. Write the link of your project on Telegram Group
8. Every student has to watch their friends’ video and write your response on the telegram group.
9. Get your **Certificate of achievement on Telling Personal Information**



Get Your Certificate



Link Penghasilan Tambahan Untuk Guru Hebat berkarya :click for [Daftar Menjadi anggota](#)

Project -Telling about Personal Information through the video

1. Write about yourself on your own SWAY and share the link to Telegram Group
2. Make your own video which describes yourself.
3. The duration is between `5 to 10 minutes.
4. Submit and Upload your video to this Link & youtube or your SWAY.
5. Share the link on telegram group.

The [Link to submit the video](#)

The [Link to Share your video](#)

The [Link to Google Classroom](#)

Link Penghasilan Tambahan Untuk Guru Hebat berkarya :click for [Daftar Menjadi anggota](#)

