

*English world on your
hand*

Students' worksheet of Banner

*composed for X Grade Students of
Senior High School Semester 1*

by. Surya Dewi Fatmawati

LIST OF CONTENTS

1. COVER	1
2. LIST OF CONTENTS	2
3. ACKNOWLEDGMENT	3
4. LKPD 1	4
5. LKPD 2	7
6. LKPD 3	10
7. KEY ANSWER	15
8. VOCABULARY LIST	20
9. REFERENCES	21

AUG
16TH

BACK
2
SCHOOL
BASH!!!

School Supplies
Music
Door Prizes
Food
Live Music
and MUCH more....

For more information call (845) 223-8764

ACKNOWLEDGEMENT

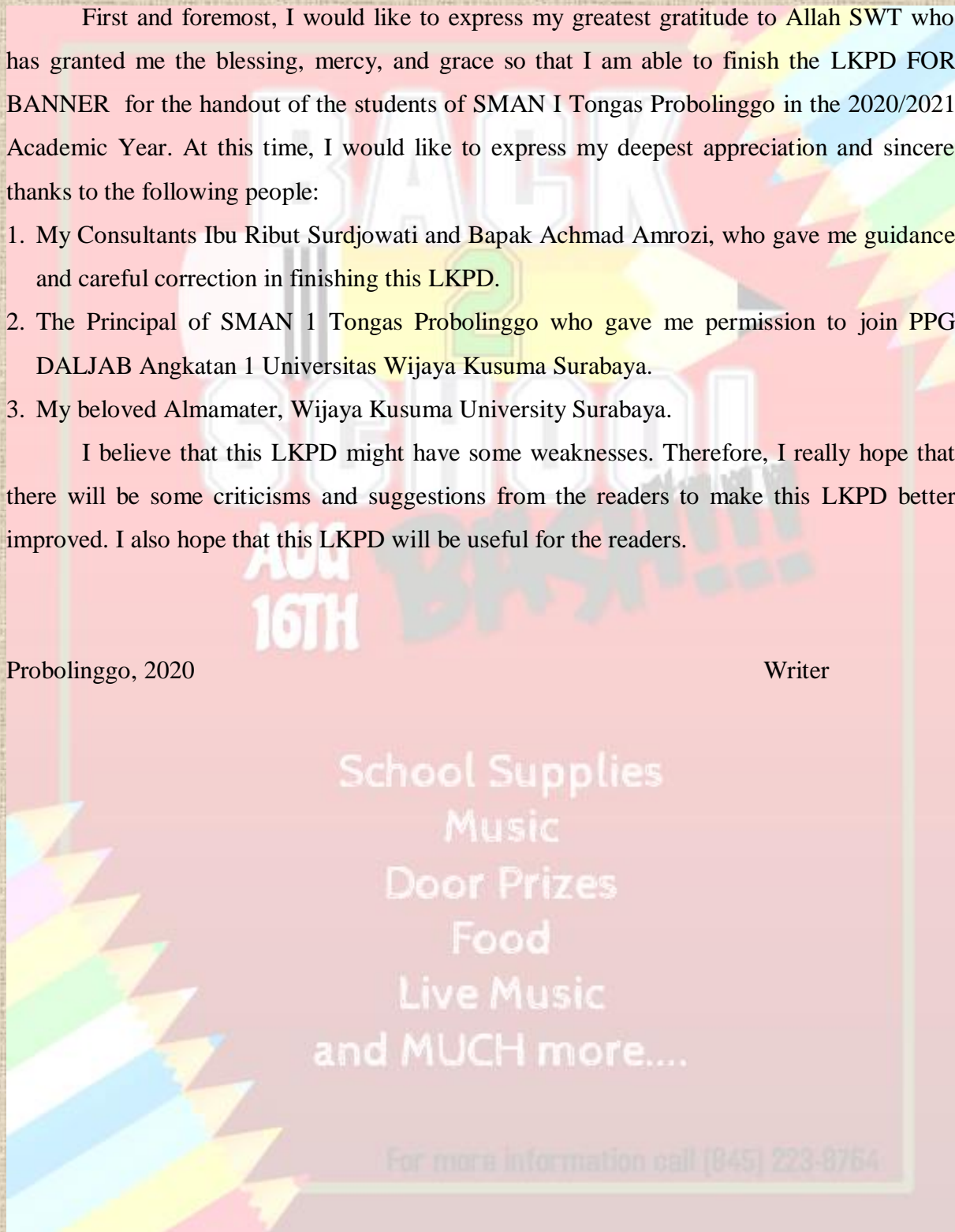
First and foremost, I would like to express my greatest gratitude to Allah SWT who has granted me the blessing, mercy, and grace so that I am able to finish the LKPD FOR BANNER for the handout of the students of SMAN I Tongas Probolinggo in the 2020/2021 Academic Year. At this time, I would like to express my deepest appreciation and sincere thanks to the following people:

1. My Consultants Ibu Ribut Surdjowati and Bapak Achmad Amrozi, who gave me guidance and careful correction in finishing this LKPD.
2. The Principal of SMAN 1 Tongas Probolinggo who gave me permission to join PPG DALJAB Angkatan 1 Universitas Wijaya Kusuma Surabaya.
3. My beloved Almamater, Wijaya Kusuma University Surabaya.

I believe that this LKPD might have some weaknesses. Therefore, I really hope that there will be some criticisms and suggestions from the readers to make this LKPD better improved. I also hope that this LKPD will be useful for the readers.

Probolinggo, 2020

Writer



LKPD 1

Nama Siswa : 1.

2.

3.

4.

Kelas : X MIPA(SEPULUH)

Tema/Subtema : BANNER

Tujuan Pembelajaran :

Setelah mengamati banner di tampilan video animasi yang disajikan di dalam google classroom, peserta didik mampu menentukan fungsi sosial banner terkait promosi barang/jasa/kegiatan.

Setelah mengamati video animasi penjelasan banner di tampilan materi di dalam google classroom, peserta didik mampu menganalisis struktur teks banner terkait promosi barang/jasa/kegiatan.

Setelah mengamati banner di tampilan video animasi, peserta didik mampu menemukan unsur kebahasaan dalam bentuk banner terkait promosi barang/jasa/kegiatan.



LEARNING STEPS:

TASK 1

A. Please pay attention and observe the picture below:



B. Answer the questions below.

1) What is the purpose of the text?

2) Identify the generic structure of the text

- a. Logo
- b. Value Proposition
- c. Body copy
- d. Image
- e. Call to Action (CTA)



LOGO

Value Proposition

BODY COPY

IMAGE

CTA/ CALL TO ACTION

3) Write 5 sentences using simple present tense/ Use simple phrases /statement in the text below.



Bright
English Learning Corner

When Learning
English
feels like home

Open New Class for :

- Pre School English Class
 - Nursery (3 – 4 tahun)
 - Kindergarten A / Kindy A (4 – 5 tahun)
 - Kindergarten B / Kindy B (5 – 6 tahun)
- Primary School English Class (7 – 12 tahun)

Also Available :

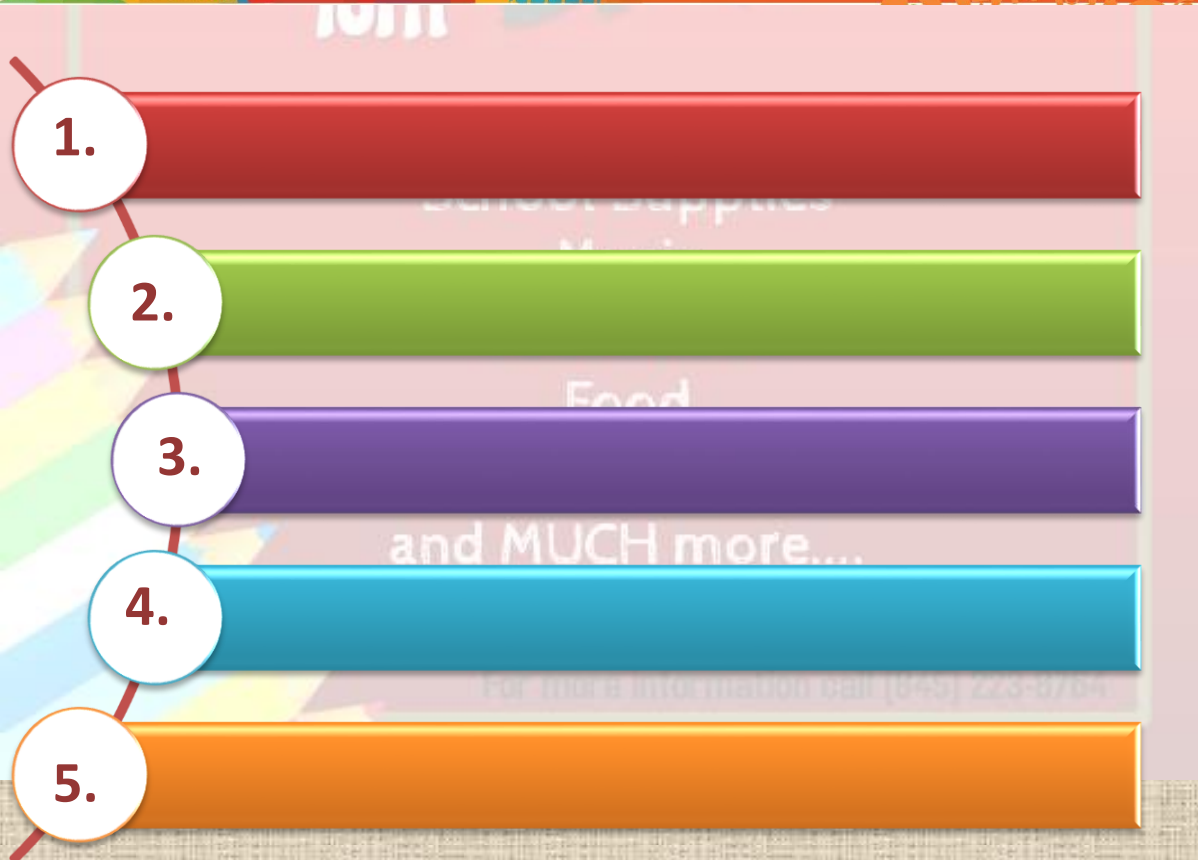
- Teen English Class
- Adult English Class (*)
- TOEFL/IELTS/TOEIC Preparation Class (group/private)

(* tergantung jumlah siswa)

Fasilitas

- Free Wifi
- Ruangan yang bersih dan ber AC
- Mini Library
- Alat peraga dan mainan edukatif yang memadai
- Sarana Audio Visual yang memadai
- Free Consultation for school project or homework after class

Biaya Kursus
150.000/bulan
Bebas Biaya Pendaftaran



1.

2.

3.

4.

5.

LKPD 2

Nama Siswa : 1.

2.

3.

4.

Kelas : X MIPA(SEPULUH)

Tema/Subtema : BANNER

Tujuan Pembelajaran :

Setelah melakukan tanya jawab dan diskusi kelompok di WA, Zoom/Google Meet dan Google Classroom terkait banner, peserta didik dapat mendesign banner sederhana terkait dengan promosi barang/jasa/kegiatan dalam kelompok.

LEARNING STEPS:

TASK 2

**4) In group make simple banner using your own words.
Based on the picture below!**

- Make groups consist of 3-4 people
- Choose one of the pictures below!
- Make a banner for the promotion function based on the picture!
- Tell/ present your banner in video. And send your banner in the google classroom.

Picture 1

[Yadnya Kasodo Ceremony in Tengger/ Bromo Mountain](#)



Picture 2

BJBR (BEEJAY BAKAU RESORT)



Picture 3



Picture 4



Picture 5



SURYA DEWI FATMAWATI
SMAN 1 TONGAS PROBOLINGGO

LKPD 3

Nama Siswa :
Kelas : X MIPA (SEPULUH)

Tema/Subtema : BANNER

Tujuan Pembelajaran :

- Setelah melakukan tanya jawab dan diskusi kelompok di WA, Zoom/Google Meet dan Google Classroom terkait banner, peserta didik dapat membuat banner terkait dengan promosi barang/jasa/kegiatan.
- Setelah membuat banner, peserta didik menyajikan banner secara lisan melalui video.

LEARNING STEPS:

TASK 3

Answer the following questions with the correct answer:

This pictures is for no. 1 to 3.



1. What event show in the poster?

- A. Club night
- B. Acoustic night
- C. Music show
- D. Fashion show

2. When the event be held?

- A. Friday, 3 July 7pm

SURYA DEWI FATMAWATI
SMAN 1 TONGAS PROBOLINGGO

- B. Saturday, 3 July 7pm
 - C. Friday, 3 July 8pm
 - D. Friday, 2 July 7pm
3. Where is the event located?

- A. Melbourne
- B. New York
- C. Malone Road
- D. Jakarta

This pictures is for no. 4 to 6.



4. What is the genre of the text?

- A. Notice
- B. Banner
- C. Label
- D. Announcement
- E. Label

5. “Enjoy the freedom of learning English ...” Synonym of the uword “freedom” is

- A. Inability
- B. Difficulty
- C. Liberty
- D. Equality
- E. Free

6. Based on the text above, How to learn English online for free?

- A. You need to watch the Youtube channel
- B. You should download the E-book
- C. You must subscribe the website
- D. You can visit the site
- E. Learning independently

School Supplies
Music
Books
Food
Live Music
and MUCH more....

For more information call (845) 223-8764

Based on the picture below!

- Choose one of the pictures below!
- Design a banner for the promotion function based on the picture!
- Tell/ present your banner in video. And send your banner in the google classroom.

Picture 1



Picture 2



Picture 3



Picture 4



Picture 5



For more information call (845) 223-8764

Picture 6



ANSWER KEY LKPD

1. LKPD 1



TASK 1



5)

- To advertise or name of college/universities
- To promote a product, event or service
- Basically to promote specific organization/ideas

6) Identify the generic structure of the text



LOGO
NO WITH THE PICTURES
OF THE WEED LEAVE

Value Proposition
SAY NO TO DRUGS

BODY COPY
SAY NO TO DRUG IN
INDONESIAN

IMAGE
PICTURE OF WEED LEAVE

CTA/ CALL TO ACTION
THE WORD SAY NO TO DRUG USE TO
NOTICE/ ADVISE THE READER

7) Write 5 sentences using simple present tense/ Use simple phrases /statement in the text below.

Bright
English Learning Center

When Learning
English
feels like home

Open New Class for :

- Pre School English Class
 - Nursery (3 - 4 tahun)
 - Kindergarten A / Kindy A (4 - 5 tahun)
 - Kindergarten B / Kindy B (5 - 6 tahun)
- Primary School English Class (7 - 12 tahun)

Also Available :

- Teen English Class
- Adult English Class (*)
- TOEFL/IELTS/TOEIC Preparation Class (group/private)

(* tergantung jumlah siswa)

Fasilitas

- Free Wifi
- Ruangan yang bersih dan ber AC
- Mini Library
- Alat peraga dan mainan edukatif yang memadai
- Sarana Audio Visual yang memadai
- Free Consultation for school project or homework after class

Biaya Kursus
150.000/bulan
Bebas Biaya Pendaftaran

For more information call (845) 223-8764

1. When learning English feels like home

2. Open new class

3. Open new class for

4. Also available

5. Free of charge/ Free registration

2. LKPD 2

TASK 2

8) In group make simple banner using your own words.
Based on the picture below!

- Make groups consist of 3-4 people
- Choose one of the pictures below!
- Make a banner for the promotion function based on the picture!
- Tell/ present your banner in video. And send your banner in the google classroom.

ANSWER:



**OPTIONAL BASED ON
STUDENTS CHOICE AND FREE
DESIGN**

3. LKPD 3

TASK 3

Answer the following questions with the correct answer:

1. B. Acoustic night

2. A. Friday, 3 July 7 p.m

3. C. Malone Road

4. B. Banner

5. C. Liberty

6. D. You can visit the site

**AUG
16TH**

BASH!!!

School Supplies

Music

Door Prizes

Food

Live Music

and MUCH more....

For more information call (845) 223-8764


Based on the picture below!

- Choose one of the pictures below!
- Design a banner for the promotion function based on the picture!
- Tell/ present your banner in video. And send your banner in the google classroom.

Picture 1



VOCABULARY LIST



PROMOTE : _____ ACOUSTIC NIGHT: _____

LOGO : _____ AUG 16TH _____ EVENT : _____

BODY COPY : _____ NOTICE : _____

VALUE PROPOSITION: _____ INFORM : _____

CALL TO ACTION: _____ School Supplies _____ ATTRACT : _____

IMAGE : _____ Music _____ JOIN US : _____

ADVISE : _____ Door Prizes _____ GUARANTEE: _____

SALE : _____ Food _____

PROMO : _____ Live Music _____

REGISTRATION : _____ and MUCH more....

DISCOUNT : _____ For more information call (845) 223-8764

LIBERTY : _____

REFERENCES

- Grace, Eudia. 2016. *Pathaway to English*. Jakarta: Penerbit Erlangga.
- Tapuih, Paja. 2017. *Brochure, banner, phamphlet*. Available : <https://www.itapuih.com/2017/05/10-contoh-soal-banner-brochure-poster.html>. Access on September, 23 2020.
- Warner, Mark. 2020. *Vocabulary – Banner*. Available : <https://www.teachingideas.co.uk/vocabulary/vocabulary-banner>. Access on September, 23 2020.
- Admin. 2020. *Contoh Soal Leaflet, Banner, Brochure Pilihan Ganda*. Available: <http://englishadmin.com/2020/03/contoh-soal-leaflet-banner-brochure-poster-pamphlet-pilihan-ganda-beserta-jawabannya.html>. Access on September, 23 2020.
- Sahabatnesia. 2020. *Banner Image*. Available : https://www.google.com/search?q=contoh+banner+bahasa+inggris+narkoba&tbm=isch&hl=id&sa=X&ved=2ahUKEwj91Omg4_rAhXM-zgGHbKGCpwQrNwCKAF6BQgBENQB&biw=1349&bih=608#imgrc=8852J-4pepoQWM. Access on September, 23 2020.
- Ardiansyah. 2005. *Yang Dimaksud Body Copy Pada Banner*. Available : <https://brainly.co.id/tugas/25402088>. Access on September, 23 2020.

