

Announcement

Lesson Plan for Grade 10, SMKN 1 Blitar

Prepared by Heri Purnomo

Basic Competency 3.5 & 4.5

3.5 Menganalisis fungsi sosial, struktur teks, dan unsur kebahasaan beberapa teks khusus dalam bentuk pemberitahuan (announcement), dengan memberi dan meminta informasi terkait kegiatan sekolah/tempat kerja, sesuai dengan konteks penggunaannya

4.5 Menyusun teks khusus dalam bentuk pemberitahuan (announcement), lisan dan tulis, pendek dan sederhana, dengan memperhatikan fungsi sosial, struktur teks, dan unsur kebahasaan, secara benar dan sesuai konteks



Announcement

makes a public and typically formal declaration about a fact, occurrence, or intention.
"The president's office announced that state of siege would be lifted"

synonyms:
make public
make known · [report](#) · issue a statement about · [declare](#) · [state](#) · put forth · give out · [put out](#) · [post](#) · [notify](#) · give notice of · [publicize](#) · [broadcast](#) · [publish](#) · [advertise](#)

HA! Designs
Shop Closing Sale!
www.artbyheather.etsy.cc

OBJECTIVES

1. Given the examples of Announcement through the videos, students will be able to identify the word, expression, sentences used in Announcement well.
2. Given the instruction and assignment to make the project of making video,, students will be able to make announcements correctly and responsibly.

Methods:

Project Based Learning

Reward Based Learning

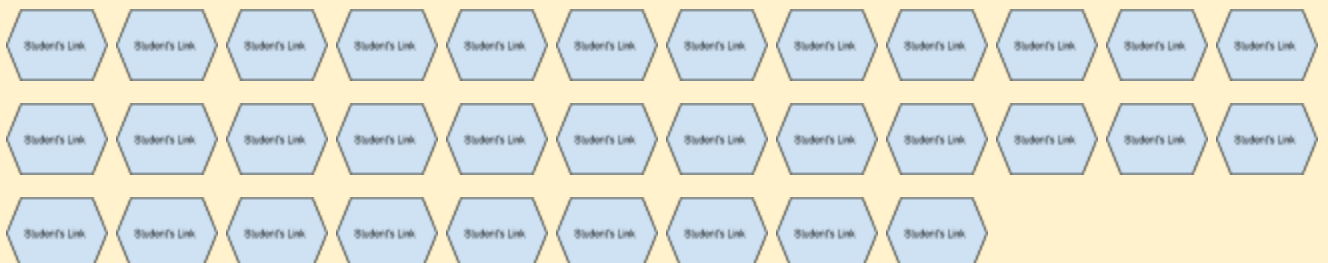
ACTIVITY

1. Driving Questions "How can we make an announcement through video that makes more youtube viewers like?" (shared to the telegram group) and Give the instruction to the students to work in team (the team consist of 3 or 4 students)
2. Asking the students to design a plan for the project and the discussion can be done through Telegram Group. (the result of the discussion can be written on the SWAY they have)
3. Asking the students to watch the videos (youtube) which is about Intentions.
4. The Students are working on the project.
5. If students have difficulty or questions, they can write the question through the telegram group.
6. The students submit the project. (The students are presenting the project through the video)
7. Students watch the videos that have been made by their friend and give responses through telegrams.
8. Students get the **certificate** of Achievement on making announcement

ASSESSMENT

1. Multiple Choice Test through [Google Classroom](#)
2. Portfolio for Project ([Telegram Group and Their SWAY](#))
3. Writing Test (link [Online English certification](#))

Students' Link



The Headmaster

(.....)

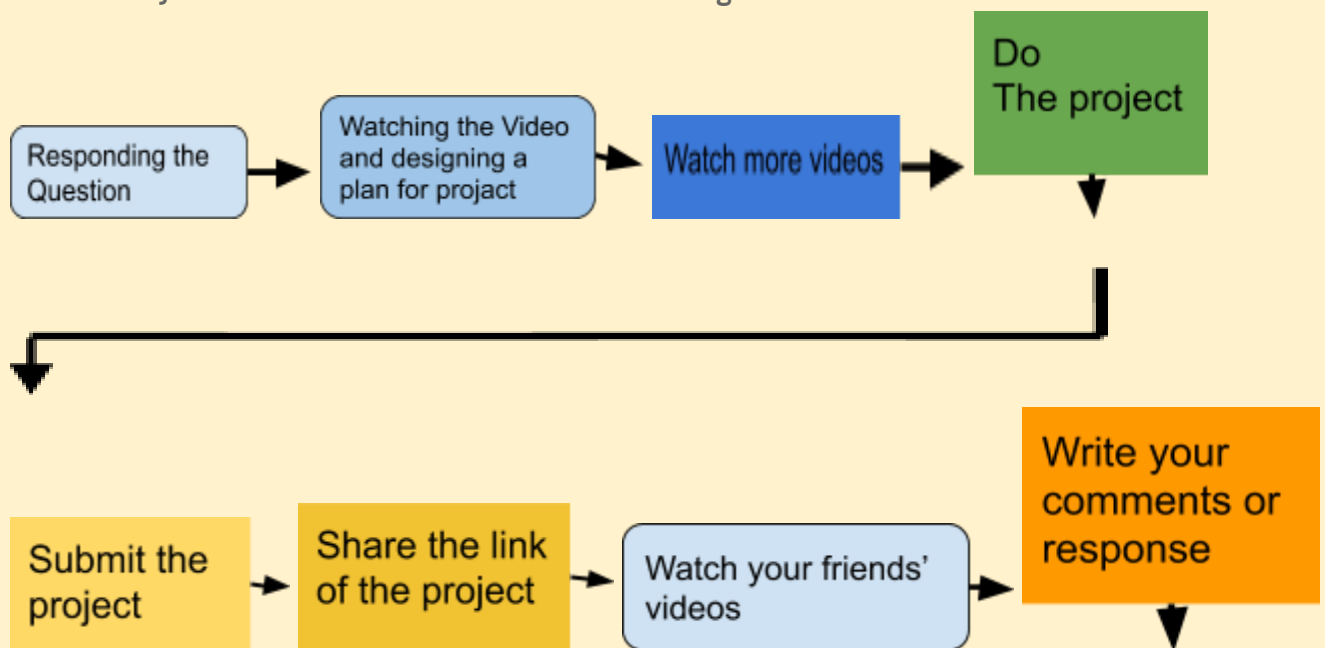
The English Teacher

(.....)


Link Penghasilan Tambahan Untuk Guru Hebat Berkarya :click for [Daftar Menjadi anggota](#)

The Students Learning Steps (Shared to the students)

1. Respond to the questions “ How can we make announcements through the video that youtube viewers like?” (the response can be written on the telegram group) find your group of four.
2. Watch the video. (Follow the link) and design a plan for project
3. Watch more videos for more examples in youtube.
4. Work for your project of making video of expressing resolution and intentions
5. Presenting your project through video (submit your video) the link to submit
6. Submit your assignment (project) and upload your video on your SWAY or Youtube
7. Write the link of your project on Telegram Group
8. Every student has to watch their friends’ video and write your response on the telegram group.
9. Get your Certificate of achievement on making Announcement



Get Your Certificate



Link Penghasilan Tambahan Untuk Guru Hebat Berkarya :click for [Daftar Menjadi anggota](#)

Project -How can we make announcements through the video that makes viewers like?

1. Make your own video about announcement
2. The duration is between `5 to 10 minutes.
3. Submit and Upload your video to youtube or your SWAY.
4. Share the link on the telegram group.

The [Link to submit the video](#)

The [Link to Share your video](#)

The [Link to Google Classroom](#)

Link Penghasilan Tambahan Untuk Guru Hebat Berkarya :click for [Daftar Menjadi anggota](#)



Link Penghasilan Tambahan Untuk Guru :click for [Daftar Menjadi anggota](#)