



MEDIA PEMBELAJARAN

Materi Descriptive Text

Pertemuan 1

Descriptive Text:

Social Function and
Generic Structure

English Material for 10th Grade
SMA Negeri 1 Remboken
2020/2021 Academic Year



Learning Objectives:


Setelah mempelajari materi pada pertemuan ini, siswa diharapkan dapat:


Menganalisis dan membedakan **fungsi sosial** dan **struktur teks** beberapa teks deskriptif lisan dan tulis dengan memberi dan meminta informasi terkait tempat bersejarah atau terkenal di sekitar lingkungan/daerah tempat tinggal siswa, pendek dan sederhana, sesuai dengan konteks penggunaannya.



Look at the picture

- Do you know the place shown in the picture?
- Have you ever been there?
- What do you think about the place shown in the picture






Watch the video presented above
or click the link below:

https://www.youtube.com/watch?v=dwIN_k4ZQSU

Questions

1. What place/building described in the video?
2. Where is it located?
3. How does the narrator describe the place in the video?
4. What do you think about the place in the video?
5. Do want to go there?



Descriptive Text

Definition:

Descriptive Text is a text which says what a particular object (person, animal, thing, place or building) is like by describing its features, habits or its characteristics

Social Function:

- ✓ Giving information about a particular object by describing its features dan special characteristics;
- ✓ Giving information about a particular object by describing its physical attributes, behavior, functions, etc.

Generic Structure

WAY KAMBAS NATIONAL PARK

Way Kambas National Park is a national park for elephant sanctuary located in Lampung precisely in the Labuhan Ratu sub district, East Lampung, Indonesia. Way Kambas National Park, established in 1985, is the first school for elephant in Indonesia.

In the beginning of its establishment, Way Kambas National Park was named the Elephant Training Center / Pusat Latihan Gajah (PLG), but the last few years this name was changed into Elephant Conservation Center / Pusat Konservasi Gajah (PKG), which is expected to become a center for elephant conservation in taming, training, breeding and conserving elephants. Until now, this PKG has trained for about 300 elephants which have been deployed to all over the country.

In Way Kambas National Park, there are some endangered animals such as Sumatran Rhinos, Sumatran elephant, Sumatran tiger, Mentok Rimba, and Buaya sepit. There are also some plants which are mostly found there such as Api-api, Pidada, Nipah, and Pandan. On the marshy coasts of Way Kambas National Park is often found various species of birds, such as, Lesser Adjutant, Pheasant Blue, Kuau Raja, Pependang Timur, and some other birds.

TITLE

Identification

Description

Description

Generic Structure

Way Kambas National Park is a national park for elephant sanctuary located in Lampung precisely in the Labuhan Ratu sub district, East Lampung, Indonesia. Way Kambas National Park, established in 1985, is the first school for elephant in Indonesia.

IDENTIFICATION

Identification introduces and identifies specific objects (a person, thing, place, animal, or event) intended to be described. It is used to gives a general idea about the object we want to describe.

Generic Structure

In the beginning of its establishment, Way Kambas National Park was named the Elephant Training Center / Pusat Latihan Gajah (PLG), but the last few years this name was changed into Elephant Conservation Center / Pusat Konservasi Gajah (PKG), which is expected to become a center for elephant conservation in taming, training, breeding and conserving elephants. Until now, this PKG has trained for about 300 elephants which have been deployed to all over the country.

In Way Kambas National Park, there are some endangered animals such as Sumatran Rhinos, Sumatran elephant, Sumatran tiger, Mentok Rimba, and Buaya sepit. There are also so some plants which are mostly found there such as Api-api, Pidada, Nipah, and Pandan. On the marshy coasts of Way Kambas National Park is often found various species of birds, such as, Lesser Adjutant, Pheasant Blue, Kuau Raja, Pependang Timur, and some other birds.

DESCRIPTION

Description describes the intended objects using descriptive details or information about the objects' characteristics, appearances, personality, habits, or qualities.

Let's do this



When we think of Venice, the first thing which comes to mind are canals. They are considered the trademark of the city. Canals are mostly recognizable for providing the main form of transportation throughout the city. Visiting Venice brings a rich aura of history and culture. Floating through the canals for an afternoon makes for a memorable experience, and it's one that any traveler commonly enjoys.

As Venice gradually developed, it became a prominent player in the sea trade of the time. It was set upon by many different threats. Pirates became the hugest problem. Fewer and fewer shipments were making it through the treacherous water. It happened when the Republic of Venice decided to move the operations to the eastern shores.

Venice has been established over 2000 years ago when waves of barbarians drove people out of their homes in various Roman cities. Around years 800-1100 AD, Venice underwent a period of growth, and became more centralized. It gradually developed into a city state, which is essentially a self-governed region of a country that trades freely among others.

One of the famous cities in Italy is Venice. It gets its popularity because Venice is a rich and interesting city. It has a lot of history documentations and offers a lot of attractive things to visitors.

QUESTIONS



Which one is the identification?

Which ones are the descriptions?

The correct order should be?

Conclusion

- Descriptive Text is a text which says what a particular object (person, animal, thing, place or building) is like by describing its features, habits or its characteristics
- The purpose of descriptive text is giving information about a particular object by describing its features, habits and special characteristics.
- The Generic structure:
 - ❖ **Identification** introduces and identifies specific objects (a person, thing, place, animal, or event) intended to be described. It is used to give a general idea about the object we want to describe.
 - ❖ **Description** describes the intended objects using descriptive details or information about the objects' characteristics, appearances, personality, habits, or qualities.

Assignment

- Read the full material posted in the classroom (Materi Descriptive Text 1)
- You can also watch some videos by clicking the link attached in the material
- Do the task in the classroom (Tugas Descriptive Text 1)

An underwater scene featuring a vibrant coral reef in the foreground and a large school of colorful fish swimming in the clear blue water above. The fish are in various colors, including orange, purple, and yellow. The overall atmosphere is bright and lively.

Thank You



MEDIA PEMBELAJARAN

Materi Descriptive Text

Pertemuan 2




DESCRIPTIVE TEXT: Language Features

English Material for 10th Grade
SMA Negeri 1 Remboken
2020/2021 Academic Year

Previous Meeting

- Descriptive Text is a text which says what a particular object (person, animal, thing, place or building) is like by describing its features, habits or its characteristics
- The purpose of descriptive text is giving information about a particular object by describing its features, habits and special characteristics.
- The Generic structure:
 - ❖ **Identification**
 - ❖ **Description**





Learning Objectives:

Setelah mempelajari materi pada pertemuan ini, siswa diharapkan dapat menganalisis unsur kebahasaan (*simple present tense* dan *action verbs*) beberapa teks deskriptif lisan dan tulis dengan memberi dan meminta informasi terkait tempat bersejarah atau terkenal di sekitar lingkungan/daerah tempat tinggal siswa, pendek dan sederhana, sesuai dengan konteks penggunaannya

Watch the Following Video



Click this link to access the video:

<https://www.youtube.com/watch?v=xCg3XoXiPel>

Question

- What is the topic discussed in the video?
- Can you mention the Language features used in a descriptive text based on the information in the video?

Language Features of Descriptive Text

There are several language features used in a description text:

- Simple Present Tense
- Adjectives
- Specific Object
- Action Verbs



In this meeting we will focus our discussion on:

- Simple Present Tense
- Action Verbs

Simple Present Tense

Simple present tense is one of tenses in English. Simple present tense is used for following functions:

Describing habits, general truth and unchanging situations

- I **live** in Remboken (*unchanging situation*)
- He **likes** volleyball (*habits*)
- Jakarta **is** the capital of Indonesia (*General Truth*)

Giving directions

- **You walk** for 200 meters and then **you turn** left at the end of the road

To express fixed arrangement

- The class **starts** at 09.00 A.M.
- The meeting **finishes** at 01.00 P.M

Simple Present Tense

Watch the following video



After watching the video, let's answer this question:

1. What is the formula of simple present tense?
2. How do you change affirmative sentence using simple present tense into negative sentence?

Click this link to access the video: <https://youtu.be/L9AWrJnhsRI>

Simple Present Tense

Main Formula: **Subject + Verb (Verb 1)**

Subject (I, You, We, You, They) + V₁

Example:

I **go** to school

You **write** a letter

We **eat** banana

They **learn** English

You **visit** the museum

Subject (He, She, It) + V₁s or V₁es

Example:

He **goes** to school

He **writes** a letter

It **eats** banana

The dog **bites** him

Marry **learns** English

Andrew **visits** the museum

*To change the sentences in negative form you can use auxiliary verb “**do not**” or “**does not**” before the verb in the sentence*

Action Verbs

Look at pictures below and make a simple conclusion about what action verbs is!

COMMON ACTION VERBS



Run



Kick



Jump



Crawl



Dance



Slip



Handstand



Push



Squat



Throw



Play



Cycling



Walk



Punch



Sit



Stand



Climb



Dig



Read



Skip

Action Verbs

An action verb is a verb that is used to describe physical activities. The verbs such as run, walk, jump, etc. are called action verbs because it describes a physical activities or physical action.



Read the text below carefully

Lembah Pelangi Waterfall sounds unfamiliar for either local or foreign tourists. Lembah Pelangi Waterfall is located in Sukamaju village, Ulubelu sub district, Tanggamus district, Lampung province, Indonesia. The access to this place is quite difficult because Ulu Belu sub district is a remote area in Lampung with its hilly contours which make this tourist spot elusive.

Lembah Pelangi Waterfall has two levels where the waterfall on the second level has two branches. The height of the first level waterfall is about 100 meters, while the second level waterfall is about dozens of meters. The best enchantment of this waterfall is the rainbow which appears between the valley and the waterfall as the name suggests. The soft flowing gurgling waterfall sounds is like a chant of nature which can remove the tiredness of the long trip to go there. Under the waterfall, there are several spots of warm water which can be an interesting spot for bathing.

In this place, you will be shown a panorama of natural beauty which is very interesting for every pair of eyes seeing it. Rocky hills accompanied by leafy trees will actually soothe both your eyes.

After reading the text, let's do this:

- *Point out or mention the sentences using simple present tense!*
- *Point out or mention the action verbs!*

Conclusion

- There are several language features used in a description text: 1) Simple Present Tense; 2) Adjectives; 3) Specific Object; and 4) Action Verbs
- Simple present tense is one of tenses in English. Simple present tense is used for following functions: **1) Describing habits, general truth and unchanging situations; 2) Giving directions; and 3) To express fixed arrangement**
- The formula of simple present tense:
 - ✓ ***Subject (I, You, We, You, They) + V₁ and***
 - ✓ ***Subject (He, She, It) + V₁s or V₁es***
- An action verb is a verb that is used to describe physical activities. The verbs such as run, walk, jump, etc. are called action verbs because it describes a physical activities or physical action.

Assignment

- Read the full material posted in the classroom (Materi Descriptive Text 2)
- You can also watch some videos by clicking the link attached in the material
- Do the task in the classroom (Tugas Descriptive Text 2)



Thank
You



MEDIA PEMBELAJARAN

Materi Descriptive Text

Pertemuan 3



DESCRIPTION TEXT:

Constructing a Descriptive Text

English Material for 10th Grade - SMA NEGERI 1 REMBOKEN
2020/2021 Academic Year

Previous Meeting

What have I learnt in the previous meeting?

- There are several language features used in a description text: 1) Simple Present Tense; 2) Adjectives; 3) Specific Object; and 4) Action Verbs
- Simple present tense is one of tenses in English. Simple present tense is used for following functions: 1) Describing habits, general truth and unchanging situations; 2) Giving directions; and 3) To express fixed arrangement
- An action verb is a verb that is used to describe physical activities. The verbs such as run, walk, jump, etc. are called action verbs because it describes a physical activities or physical action.

Learning Objective

What can I do after learning this material?


Setelah mempelajari materi pembelajaran pada pertemuan ini peserta didik diharapkan dapat menyusun teks deskripsi tulis, pendek dan sederhana, terkait tempat bersejarah atau terkenal di sekitar lingkungan/tempat tinggal siswa, dengan memperhatikan fungsi sosial, struktur teks, dan unsur kebahasaan secara benar dan sesuai konteks

How do I construct Descriptive Text?

Watch this video

Questions

- What place is described by the writer in the video?
- How the writer construct his/her own descriptive text in the video?



Or click this link to access the video
https://www.youtube.com/watch?v=7rogneia1_0

How do I construct Descriptive Text?



Step 1

Finding a Topic



Step 2

Simple Research



Step 3

Making a draft



Step 4

Write Your Text



Step 5

Communicate



Step 6

Revise



Finding a Topic

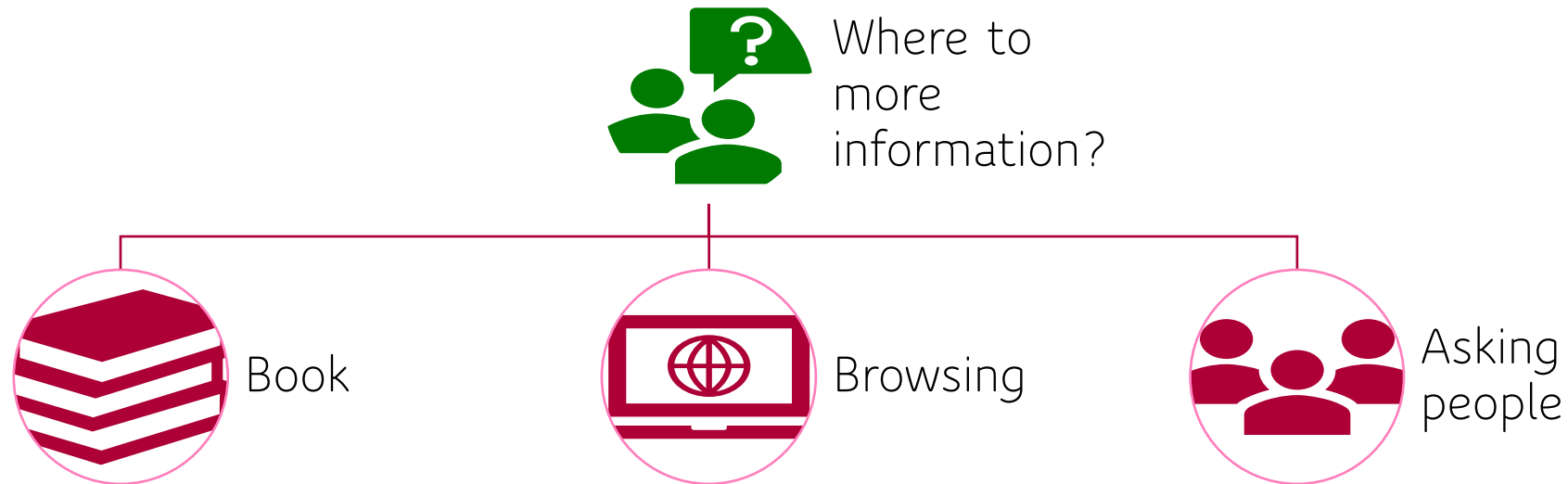
What should I do to find a good topic for my own descriptive text?

- Think about a place that is near and familiar to you
- Think about a place that have ever been visited by your

Simple Research

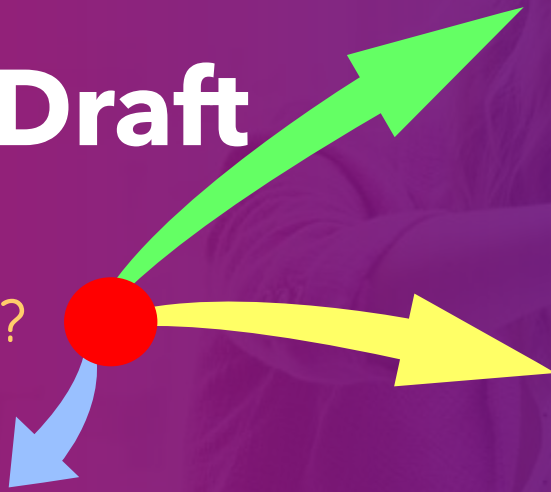
What should I do?

In this step you will do a simple research to find more information about the place you want to describe

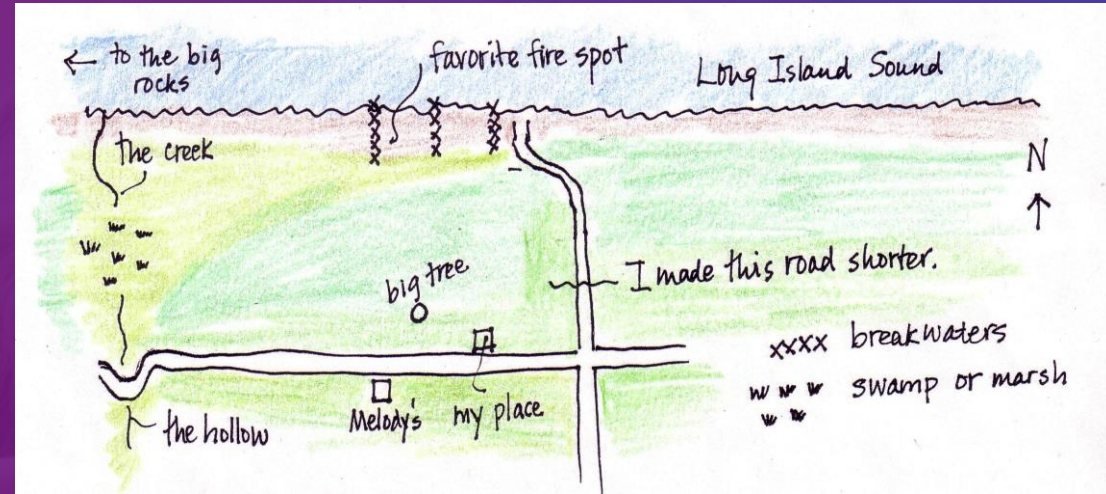


Making a Draft

How to make a draft?



Making a simple picture to visualize the place



Making a mind mapping or chart

Topic:
BUNAKEN ISLAND

Identification:
The location
(Paragraph 1)

Description:
History
(Paragraph 2)

Description:
Function
(Paragraph 3)

Description:
Features
(Paragraph 4)

Making a list of questions to be answered in the text



Write your own text

How to start? How to do?

- Use the draft you made earlier
- Start by describing the place in general
- Describe its history
- Describe its features and attractive point



DON'T FORGET!

- The structure of the text
- Language features of the text

Communicate your text and Revise

Communicate your text

Why?

- So your teacher and your friends can read your text and can give suggestion about your text

How?

- Post your text on the stream of Google Classroom

Revise your Text

Why?

- So your text can be better

How?


- Read the suggestions given by your teacher and friends. Use the suggestions to revise some part of your text.

Anything else?

Watch the video to help you in understanding the material.

Click this link to access the video:

<https://youtu.be/eDgNCGxVQhc>



Conclusion

What have I learnt today?

6 steps that will help you in constructing your own descriptive text:

1. Find a topic
2. Do a simple research
3. Make a draft
4. Construct your text
5. Communicate your text
6. Revise your text

Assignment

What do I have to do after learning this material?

- Read the full material posted in the classroom (Materi Descriptive Text 3)
- You can also watch some videos by clicking the link attached in the material
- Do the task in the classroom (Tugas Descriptive Text 3)



Thank You