

PROCEDURE TEXT

Tujuan Pembelajaran

1. Setelah mendapat penjelasan materi procedure text dari power point, peserta didik dapat menyusun procedure text berupa manual atau tips sesuai dengan konteks penggunaannya.
2. Setelah mendapat penjelasan materi procedure text dari power point, peserta didik dapat menentukan struktur teks dan unsur kebahasaan dari teks prosedur yang telah dibuat sesuai dengan konteks penggunaannya.

DEFINITION OF PROCEDURE TEXT

01



Procedure Text/Manual is a text that explain how to operate or use something

02



Procedure Text/TIPS is a text that explain how to do an activity


03



Procedure Text/Recipe is a text that explain how to make food or beverage



In general we can say that procedure text is a text that explain how to do something in sequence of action



SOCIAL FUNCTION

The social function of procedure text is to inform the reader about how to do something in sequence of steps. But actually each type of procedure text has its own function as below;



PROCEDURE TEXT/MANUAL

to inform the reader how to operate or use something through a sequence of steps.



PROCEDURE TEXT/TIPS

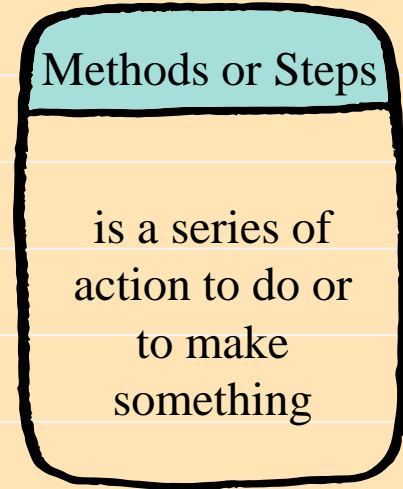
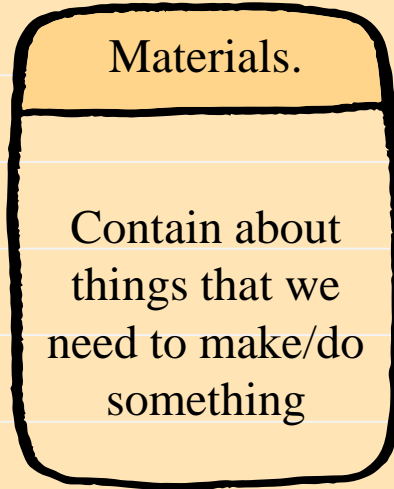
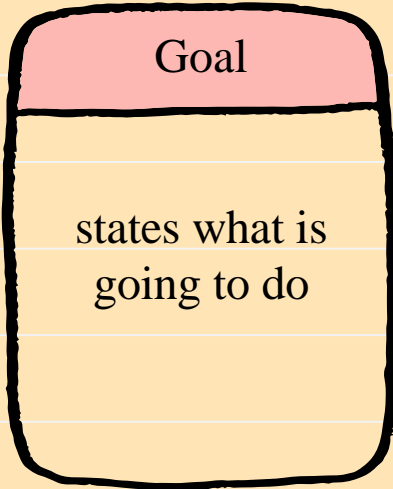
to inform the reader how to do something through a sequence of steps.



PROCEDURE TEXT/ RECIPE





to inform the reader how to make food or beverage through a sequence of steps.

GENERIC STRUCTURE OF PROCEDURE TEXT



LANGUAGE FEATURES




-  Using present tense
-  Using imperative sentence
-  Using connectives
-  Using adverb

HOW TO USE AN ELECTRIC IRON

01

Prepare the iron, the clothes, a place mat and some clothing hanger



02

Plug the iron cable into an electricity socket and wait until the iron get warmer



03

Place the clothes on the place mat

04

Then, Apply the iron on the clothes surface evenly



05

Flip the clothes and apply the iron on the other side of the clothes.



06

Put the clothes on the clothing hanger

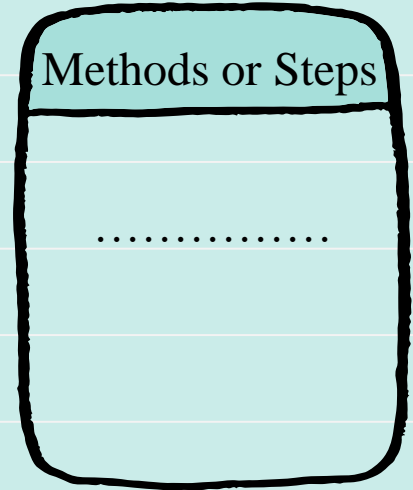
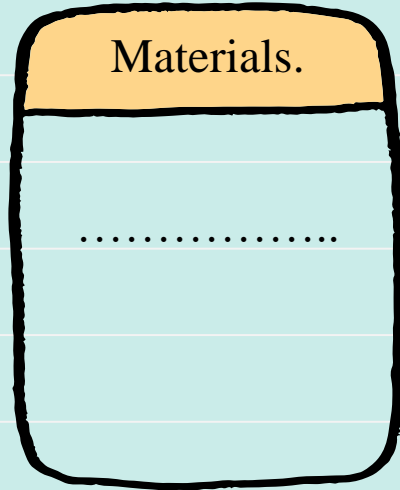
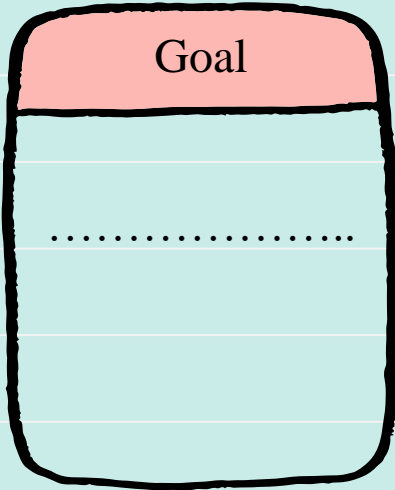


07


Continue with other clothes



Now, let's try to find the generic structure of the procedure text we learn in the example.



THANKS!



CREDITS: This presentation template was created by [Slidesgo](#), including icons by [Flaticon](#), and infographics & images by [Freepik](#).