

LESSON / ACTION PLAN

School | SMP Negeri 42 Makassar

Class / Semester | VII / Ganjil

Subject | English

Time Allotment | 2 x 40 minutes

Text Types | Transactional; giving and asking information about our identities

❖ Learning Objectives

Through scientific and discovery learning, after following the learning activities, the students are able to;

- Understand the social functions and generic structures.
- Introduce themselves, orally and written.
- Present the information about themselves to each other, orally and written.

❖ Learning Activities

Pre Activities (10)

- Ask the Ss to have a pray. السَّلَامُ عَلَيْكُمْ وَرَحْمَةُ اللَّهِ وَبَرَكَاتُهُ
- Greet the students **"Good morning and How are you?"**
- Checking students' attendance.
- Apperception; (depending on the situation of the class)
- Motivation; Telling the material, learning objectives, learning activities, attitude and quiz or task.

Whilst Activities (60)

- Make a group of three or four.
- Observe attentively the texts. (p. 22)
- Listen and repeat the presentation after our teacher, one by one.
- Complete the worksheet using the information from the texts. Example (p. 23)
- Each of us will take notes of our own facts in real life. (p. 24)
- Handwrite the infomation about ourselves with the same form.
- Complete the worksheet using the information in our real life. Example (p. 23)
- Present the similar fact about ourselves in real life to each other, orally.

Post Activities (10)

- To ask the students' difficulties in learning activities.
- To summarize the learning materials.
- To give students quiz.
- To inform the next lesson.

❖ Evaluation (Assessment of/for/as Learning)

Attitude	Knowledge	Skill
Observe the students' behavior during the learning activities.	Who are they? Complete the sentences based on the pictures. He is ... (pict. 1) He comes from ... She is ... (pict. 2) She comes from ...	Working Portfolio/Documentary Portfolio/Show Portfolio

Approved by:
Headmaster

Makassar,

2020

English Teacher

Ahmadi, S.Pd.I.
9758765667130132

Drs. Basri

196612311989111016

Notes :

LESSON / ACTION PLAN

School | SMP Negeri 42 Makassar

Class / Semester | VII / Ganjil

Subject | English

Time Allotment | 2 x 40 minutes

Text Types | Transactional; giving and asking information about our identities

❖ Learning Objectives

Through scientific and discovery learning, after following the learning activities, the students are able to;

- Ask and answer the questions about their names, origins, and home addresses.
- Spell their names.
- Design their Library Card.

❖ Learning Activities

Pre Activities (10)

- Ask the Ss to have a pray.
- Greet the students **"Good morning and How are you?"**
- Checking students' attendance.
- Apperception; (depending on the situation of the class)
- Motivation; Telling the material, learning objectives, learning activities, attitude and quiz or task.

السَّلَامُ عَلَيْكُمْ وَرَحْمَةُ اللَّهِ وَبَرَكَاتُهُ

Whilst Activities (60)

- Make a group of three or four.
- Observe attentively the speakers. (p. 25)
- Complete the worksheet using the information related to the texts. Example (p. 26)
- Say each letters correctly. Then. Try to spell our names. (p. 27-28)
- Ask about your classmates' identity. Example (p. 29)
- Fill out the identity cards by using guiding questions below;
 - What's your name?
 - What's your student ID number?
 - When were you born?
 - What is your address?

Post Activities (10)

- To ask the students' difficulties in learning activities.
- To summarize the learning materials.
- To give students quiz.
- To inform the next lesson.

❖ Evaluation (Assessment of/for/as Learning)

Attitude	Knowledge	Skill
Observe the students' behavior during the learning activities.	<ul style="list-style-type: none"> • Please fill in the bubble with your own identity. • Write the pronunciation of the names. • Redesign your Library Card. 	Working Portfolio/Documentary Portfolio/Show Portfolio


Approved by:
Headmaster

Drs. Basri
196612311989111016

Makassar,

2020

English Teacher


Ahmadi, S.Pd.I.
9758765667130132

Notes :

LESSON / ACTION PLAN

School | SMP Negeri 42 Makassar

Class / Semester | VII / Ganjil

Subject | English

Time Allotment | 2 x 40 minutes

Text Types | Transactional; giving and asking information about our hobbies and what we like

❖ Learning Objectives

Through scientific and discovery learning, after following the learning activities, the students are able to;

- Tell more information about themselves.
- Tell their hobbies and what they like in their life.

❖ Learning Activities

Pre Activities (10)

- Ask the Ss to have a pray. السَّلَامُ عَلَيْكُمْ وَرَحْمَةُ اللَّهِ وَبَرَكَاتُهُ
- Greet the students **"Good morning and How are you?"**
- Checking students' attendance.
- Apperception; (depending on the situation of the class)
- Motivation; Telling the material, learning objectives, learning activities, attitude and quiz or task.

Whilst Activities (60)

- Make a group of three or four.
- Observe attentively the texts. (p. 30-31)
- Listen carefully to our teacher read the examples.
- Repeat the examples after the teacher, sentence by sentence.
- Play the roles of the speakers in the pictures.
- Use the guide to collect some facts about ourselves.
- Complete the worksheet using the information related to some facts about ourselves. Example (p. 32)
- Present our facts to each other, orally.

Post Activities (10)

- To ask the students' difficulties in learning activities.
- To summarize the learning materials.
- To give students quiz.
- To inform the next lesson.

❖ Evaluation (Assessment of/for/as Learning)

Attitude	Knowledge	Skill
Observe the students' behavior during the learning activities.	Answer the questions based on the text. 1. What is her or his name? 2. Where does she or he live? 3. Where does she or he come from? 4. What is her or his favourite colors and foods? 5. What is her or his hobbies?	Working Portfolio/Documantary Portfolio/Show Portfolio


Approved by:
Headmaster

Drs. Basri
196612311989111016

Makassar,

2020

English Teacher


Ahmadi, S.Pd.I.
9758765667130132

Notes :

LESSON / ACTION PLAN

School | SMP Negeri 42 Makassar

Class / Semester | VII / Ganjil

Subject | English

Time Allotment | 2 x 40 minutes

Text Types | Transactional; giving and asking information about the members of our family

❖ Learning Objectives

Through scientific and discovery learning, after following the learning activities, the students are able to;

- Tell more information about themselves.
- Tell each other the members of their family.

❖ Learning Activities

Pre Activities (10)

- Ask the Ss to have a pray. السَّلَامُ عَلَيْكُمْ وَرَحْمَةُ اللَّهِ وَبَرَكَاتُهُ
- Greet the students **"Good morning and How are you?"**
- Checking students' attendance.
- Apperception; (depending on the situation of the class)
- Motivation; Telling the material, learning objectives, learning activities, attitude and quiz or task.

Whilst Activities (60)

- Make a group of three or four.
- Observe attentively the texts. (p. 33)
- Listen carefully to our teacher read the examples.
- Repeat the examples after the teacher, sentence by sentence.
- Take notes of the people in the speaker's family.
- Handwrite it, like the examples.
- Complete the worksheet using the information related to the texts. Example (p. 34)
- Present our work to each other, orally.

Post Activities (10)

- To ask the students' difficulties in learning activities.
- To summarize the learning materials.
- To give students quiz.
- To inform the next lesson.

❖ Evaluation (Assessment of/for/as Learning)

Attitude	Knowledge	Skill
Observe the students' behavior during the learning activities.	Answer the questions based on the text. <ol style="list-style-type: none"> 1. How many people are in the family? 2. What does the writer's father do? 3. What does the writer's mother do? 4. Where does the writer's brother go to school? 5. What is the writer's little sister's name? 	Working Portfolio/Documentary Portfolio/Show Portfolio


Approved by:
Headmaster

Drs. Basri
196612311989111016

Makassar,

2020

English Teacher


Ahmadi, S.Pd.I.
9758765667130132

Notes :

LESSON / ACTION PLAN

School | SMP Negeri 42 Makassar

Class / Semester | VII / Ganjil

Subject | English

Time Allotment | 2 x 40 minutes

Text Types | Transactional; giving and asking information about the members of our family

❖ Learning Objectives

Through scientific and discovery learning, after following the learning activities, the students are able to;

- Tell more information about themselves.
- Tell each other the members of their family in real life.

❖ Learning Activities

Pre Activities (10)

- Ask the Ss to have a pray.
- Greet the students **"Good morning and How are you?"**
- Checking students' attendance.
- Apperception; (depending on the situation of the class)
- Motivation; Telling the material, learning objectives, learning activities, attitude and quiz or task.

السَّلَامُ عَلَيْكُمْ وَرَحْمَةُ اللَّهِ وَبَرَكَاتُهُ

Whilst Activities (60)

- Make a group of three or four.
- Understand attentively the example of the members of the family. (p. 33)
- Take notes of the people in the speaker's family.
- Complete the worksheet using the information about the members of our family in real life. (p. 36)
- Present our work to each other, orally.

Post Activities (10)

- To ask the students' difficulties in learning activities.
- To summarize the learning materials.
- To give students quiz.
- To inform the next lesson.

❖ Evaluation (Assessment of/for/as Learning)

Attitude	Knowledge	Skill
Observe the students' behavior during the learning activities.	Answer the questions based on the text. 1. What is the writer's name? 2. Where does he live? 3. Where does he come from? 4. How many people are in his family? 5. What are his favourite things? 6. What are his hobbies?	Working Portfolio/Documentary Portfolio/Show Portfolio

Approved by:
Headmaster

Makassar,

2020

English Teacher

Ahmad, S.Pd.I.
9758765667130132

Drs. Basri

196612311989111016

Notes :

LESSON / ACTION PLAN

School | SMP Negeri 42 Makassar

Class / Semester | VII / Ganjil

Subject | English

Time Allotment | 2 x 40 minutes

Materials | Language features: pronoun (subject, object, possessive)

❖ Learning Objectives

Through scientific and discovery learning, after following the learning activities, the students are able to;

- Understand the pronoun (subject, object, possessive)
- Identify the pronoun (subject, object, possessive) in the sentences.
- Use the pronoun (subject, object, possessive) into sentences.

❖ Learning Activities

Pre Activities (10)

- Ask the Ss to have a pray. السَّلَامُ عَلَيْكُمْ وَرَحْمَةُ اللَّهِ وَبَرَكَاتُهُ
- Greet the students "Good morning and How are you?"
- Checking students' attendance.
- Apperception; (depending on the situation of the class)
- Motivation; Telling the material, learning objectives, learning activities, attitude and quiz or task.

Whilst Activities (60)

- Make a group of three or four.
- Listen to the explanation about pronoun.
- Imitate the pronunciation of the teacher's model.
- Write down in our notebook about vocabulary related to the pronoun using talbe.
- Underline the pronoun in your worksheet.
- Arrange the random words into good order.

Post Activities (10)

- To ask the students' difficulties in learning activities.
- To summarize the learning materials.
- To give students quiz.
- To inform the next lesson.

❖ Evaluation (Assessment of/for/as Learning)

Attitude	Knowledge	Skill
Observe the students' behavior during the learning activities.	I. Underline all pronouns that you can find. II. Fill in the blanks with the right words.	Working Portfolio/Documantary Portfolio/Show Portfolio

Approved by:
Headmaster

Makassar,

2020

English Teacher

Ahmad, S.Pd.I.
9758765667130132

Drs. Basri
196612311989111016

Notes :

LESSON / ACTION PLAN

School | SMP Negeri 42 Makassar

Class / Semester | VII / Ganjil

Subject | English

Time Allotment | 2 x 40 minutes

Materials | Language features: vocabulary related family relatives

❖ Learning Objectives

Through scientific and discovery learning, after following the learning activities, the students are able to;

- Identify family members.
- Introduce others.
- Tell about family members.
- Draw a family tree.

❖ Learning Activities

Pre Activities (10)

- Ask the Ss to have a pray. السَّلَامُ عَلَيْكُمْ وَرَحْمَةُ اللَّهِ وَبَرَكَاتُهُ
- Greet the students **"Good morning and How are you?"**
- Checking students' attendance.
- Apperception; (depending on the situation of the class)
- Motivation; Telling the material, learning objectives, learning activities, attitude and quiz or task.

Whilst Activities (60)

- Make a group of three or four.
- Write down family members in our notebook with their meanings.
- Tell about photos of family members.
- Use the guiding questions to introduces our family to others;
 - Who is she or he? She or he is ...
 - What is his or her name? His or her name is ...
 - Who are the people in your family? They are ...
 - What are their names? Their names are ...
- Draw a family tree.

Post Activities (10)

- To ask the students' difficulties in learning activities.
- To summarize the learning materials.
- To give students quiz.
- To inform the next lesson.

❖ Evaluation (Assessment of/for/as Learning)

Attitude	Knowledge	Skill
Observe the students' behavior during the learning activities.	Draw a family tree of your own.	Working Portfolio/Documantary Portfolio/Show Portfolio


Approved by:
Headmaster

Drs. Basri
196612311989111016

Makassar,

2020

English Teacher


Ahmadi, S.Pd.I.
9758765667130132

Notes :