

# LESSON / ACTION PLAN

School | SMP Negeri 42 Makassar

Class / Semester | VII / Ganjil

Subject | English

Time Allotment | 2 x 40 minutes

Text Types | Transactional; giving and asking information about the names and the numbers of the animals

## ❖ Learning Objectives

Through scientific and discovery learning, after following the learning activities, the students are able to;

- Tell the names and the numbers of the animals.
- Write the names and the numbers of the animals in sentences.

## ❖ Learning Activities

### Pre Activities (10)

- Ask the Ss to have a pray.
- Greet the students **"Good morning and How are you?"**
- Checking students' attendance.
- Apperception; (depending on the situation of the class)
- Motivation; Telling the material, learning objectives, learning activities, attitude and quiz or task.

السَّلَامُ عَلَيْكُمْ وَرَحْمَةُ اللَّهِ وَبَرَكَاتُهُ

### Whilst Activities (60)

- Observe carefully the names and the numbers of the animals.
- Listen to our teacher say the names and the numbers of the animals.
- Repeat the words after the teacher, one by one.
- Handwrite them on our notebooks using a table.
- Work in groups.
- Listen the explanation about how to make sentences.
- Make sentences using the guiding questions to help us. Example; How many cats are there? There are two cats.
- Handwrite the information on our notebooks related to the topics.
- Present our work to the class.

### Post Activities (10)

- To ask the students' difficulties in learning activities.
- To summarize the learning materials.
- To give students some tasks of using expressions in the real situation.
- To give students quiz.
- To inform the next lesson.

## ❖ Evaluation (Assessment of/for/as Learning)

Attitude	Knowledge	Skill
Observe the students' behavior during the learning activities.	-	Working Portfolio/Documantary Portfolio/Show Portfolio


Approved by:  
Headmaster

Drs. Basri  
196612311989111016

Makassar,

2020

English Teacher

  
Ahmadi, S.Pd.I.  
9758765667130132

Notes :

# LESSON / ACTION PLAN

School | SMP Negeri 42 Makassar

Class / Semester | VII / Ganjil

Subject | English

Time Allotment | 2 x 40 minutes

Text Types | Transactional; giving and asking information about the names and the numbers of the animals

## ❖ Learning Objectives

Through scientific and discovery learning, after following the learning activities, the students are able to;

- Tell the names of the animals, their numbers, and their locations.
- Write the names, their numbers, and their locations in around our house.

## ❖ Learning Activities

### Pre Activities (10)

- Ask the Ss to have a pray.
- Greet the students **"Good morning and How are you?"**
- Checking students' attendance.
- Apperception; (depending on the situation of the class)
- Motivation; Telling the material, learning objectives, learning activities, attitude and quiz or task.

السَّلَامُ عَلَيْكُمْ وَرَحْمَةُ اللَّهِ وَبَرَكَاتُهُ

### Whilst Activities (60)

- Observe attentively some pictures. (p. 86-87)
- Listen to our teacher say the names of some pictures.
- Repeat the words after the teacher, one by one.
- Handwrite them on our notebooks.
- Study the example on how to report our findings. (p. 88)
- Make some sentences about our findings on our notebooks.
- Present our findings to the class.
- Work in groups.
- Make some sentences to tell the names and the numbers of the things and animals in the yard and around our house. (p. 89)
- Report it to your teacher.

### Post Activities (10)

- To ask the students' difficulties in learning activities.
- To summarize the learning materials.
- To give students some tasks of using expressions in the real situation.
- To give students quiz.
- To inform the next lesson.

## ❖ Evaluation (Assessment of/for/as Learning)

Attitude	Knowledge	Skill
Observe the students' behavior during the learning activities.	-	Working Portfolio/Documentary Portfolio/Show Portfolio

Approved by:  
Headmaster

Makassar,

2020

English Teacher



Ahmad, S.Pd.I.  
9758765667130132

Drs. Basri

196612311989111016

Notes :

# LESSON / ACTION PLAN

School | SMP Negeri 42 Makassar

Class / Semester | VII / Ganjil

Subject | English

Time Allotment | 2 x 40 minutes

Text Types | Transactional; giving and asking information about the names and the numbers of the things

## ❖ Learning Objectives

Through scientific and discovery learning, after following the learning activities, the students are able to:

- Tell the names and the numbers of the things.
- Write the names and the numbers of the thing in sentences.

## ❖ Learning Activities

### Pre Activities (10)

- Ask the Ss to have a pray. السَّلَامُ عَلَيْكُمْ وَرَحْمَةُ اللَّهِ وَبَرَكَاتُهُ
- Greet the students "Good morning and How are you?"
- Checking students' attendance.
- Apperception; (depending on the situation of the class)
- Motivation; Telling the material, learning objectives, learning activities, attitude and quiz or task.

### Whilst Activities (60)

- Look closely some pictures on our book. (p. 60 and 62)
- Listen carefully to our teacher say the names and numbers of the things.
- Repeat the words after the teacher, one by one.
- Work in groups.
- Discuss and decide five things in our classroom. (p. 60)
- Each of us will draw and name them in our notebook. Worksheet (p. 61)
- Present our work to the class.
- Work in pairs.
- Show the things in our bags to each other.
- Tell each other their names and the numbers.
- Use guiding questions to help you to complete the information from our friends. Example; I have two pens. What about you? And how many pens do you have? I have three pens.
- Write your findings in a table in our notebooks. Example (p. 63)
- Add some statements to your findings. Example (p. 64)
- Report your work to the teacher.

### Post Activities (10)

- To ask the students' difficulties in learning activities.
- To summarize the learning materials.
- To give students some tasks of using expressions in the real situation.
- To give students quiz.
- To inform the next lesson.

## ❖ Evaluation (Assessment of/for/as Learning)

Attitude	Knowledge	Skill
Observe the students' behavior during the learning activities.	-	Working Portfolio/Documantary Portfolio/Show Portfolio

Approved by:  
Headmaster

Makassar,

2020

English Teacher

Ahmadi, S.Pd.I.  
9758765667130132

Drs. Basri

196612311989111016

Notes :

# LESSON / ACTION PLAN

School | SMP Negeri 42 Makassar

Class / Semester | VII / Ganjil

Subject | English

Time Allotment | 2 x 40 minutes

Text Types | Transactional; giving and asking information about the names and the numbers of the things

## ❖ Learning Objectives

Through scientific and discovery learning, after following the learning activities, the students are able to;

- Tell the names, the numbers, and their locations of the things.
- Write the names, the numbers and their locations of the things in sentences.

## ❖ Learning Activities

### Pre Activities (10)

- Ask the Ss to have a pray.
- Greet the students **"Good morning and How are you?"**
- Checking students' attendance.
- Apperception; (depending on the situation of the class)
- Motivation; Telling the material, learning objectives, learning activities, attitude and quiz or task.

السَّلَامُ عَلَيْكُمْ وَرَحْمَةُ اللَّهِ وَبَرَكَاتُهُ

### Whilst Activities (60)

- Look at some pictures. (p. 70)
- Listen to our teacher say the names of the things in the livingroom.
- Repeat the words after the teacher, one by one.
- Handwrite the names of the things in the livingroom on our notebooks and their meanings.
- Tell the names, the numbers, and the locations of the things in the livingroom. Worksheet (p. 71)
- Plan what to say about each thing on your notebooks, like the example.
- Report your findings to the class.
- Tell the names, the numbers, and the locations of the things in our livingroom.
- Try to remember the things and other facilities that you have in your livingroom.
- Plan what to write and say about each of our findings in your notebooks, like the example. (p. 72)
- Report your work to the teacher.

### Post Activities (10)

- To ask the students' difficulties in learning activities.
- To summarize the learning materials.
- To give students some tasks of using expressions in the real situation.
- To give students quiz.
- To inform the next lesson.

## ❖ Evaluation (Assessment of/for/as Learning)

Attitude	Knowledge	Skill
Observe the students' behavior during the learning activities.	-	Working Portfolio/Documantary Portfolio/Show Portfolio

Approved by:  
Headmaster

Makassar,

2020

English Teacher

Ahmad, S.Pd.I.  
9758765667130132

Drs. Basri

196612311989111016

Notes :

# LESSON / ACTION PLAN

School | SMP Negeri 42 Makassar

Class / Semester | VII / Ganjil

Subject | English

Time Allotment | 2 x 40 minutes

Text Types | Transactional; giving and asking information about the names and the numbers of the things

## ❖ Learning Objectives

Through scientific and discovery learning, after following the learning activities, the students are able to;

- Tell the names, the numbers, and their locations of the things in the kitchen and the diningroom.
- Write the names, the numbers and their locations of the things in the kitchen and the diningroom in sentences.
- Ask and answer questions of the numbers of the things in the kitchen and the diningroom.

## ❖ Learning Activities

### Pre Activities (10)

- Ask the Ss to have a pray.
- Greet the students **"Good morning and How are you?"**
- Checking students' attendance.
- Apperception; (depending on the situation of the class)
- Motivation; Telling the material, learning objectives, learning activities, attitude and quiz or task.

السَّلَامُ عَلَيْكُمْ وَرَحْمَةُ اللَّهِ وَبَرَكَاتُهُ

### Whilst Activities (60)

- Observe attentively to some pictures. (p. 73-74)
- Listen to our teacher say the names of the things in the kitchen and the diningroom.
- Repeat the words after the teacher, one by one.
- Handwrite them in our notebooks and their meanings.
- Tell the names of the things in the kitchen and the livingroom. Worksheet (p. 75)
- Plan what to write and say about each things in our notebooks, like the example.
- Report all our findings to the class.
- Look at the next page. Worksheet (p. 76)
- Draw a table in our notebooks, and then write the names of the things we see in the kitchen and the dining table on the left column, and the number of each thing on the right column, like the example. (p. 76)
- Ask and answer the questions, like the example. (p. 76)
- First listen and repeat the question after the teacher.
- Report your work to the teacher.

### Post Activities (10)

- To ask the students' difficulties in learning activities.
- To summarize the learning materials.
- To give students some tasks of using expressions in the real situation.
- To give students quiz.
- To inform the next lesson.

## ❖ Evaluation (Assessment of/for/as Learning)

Attitude	Knowledge	Skill
Observe the students' behavior during the learning activities.	-	Working Portfolio/Documantary Portfolio/Show Portfolio

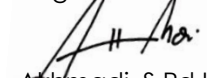
Approved by:  
Headmaster

Drs. Basri  
196612311989111016

Makassar,

2020

English Teacher

  
Ahmadi, S.Pd.I.  
9758765667130132

Notes :

# LESSON / ACTION PLAN

School | SMP Negeri 42 Makassar

Class / Semester | VII / Ganjil

Subject | English

Time Allotment | 2 x 40 minutes

Text Types | Transactional; giving and asking information about the names and the numbers of the things

## ❖ Learning Objectives

Through scientific and discovery learning, after following the learning activities, the students are able to;

- Tell the names, the numbers, and their locations of the things in the bedroom.
- Write the names, the numbers and their locations of the things in the bedroom in sentences.
- Write the names, the numbers and their locations of the things in our bedrooms in sentences.

## ❖ Learning Activities

### Pre Activities (10)

- Ask the Ss to have a pray.
- Greet the students **"Good morning and How are you?"**
- Checking students' attendance.
- Apperception; (depending on the situation of the class)
- Motivation; Telling the material, learning objectives, learning activities, attitude and quiz or task.

السَّلَامُ عَلَيْكُمْ وَرَحْمَةُ اللَّهِ وَبَرَكَاتُهُ

### Whilst Activities (60)

- ☑ Look at the pictures. (p. 77)
- ☑ Listen to our teacher say the names of the things in the bedroom.
- ☑ Repeat the words after the teacher, one by one.
- ☑ Handwrite the names and their meanings in your notebooks.
- ☑ Complete the worksheet. (p. 78)
- ☑ Plan what to say and write about each thing in our notebooks, like the example.
- ☑ Report your work to the class.
- ☑ Try to remember the things and other facilities that you have in your bedroom.
- ☑ Plan what to write and say about each of our findings in your notebooks, like the example. (p. 79)
- ☑ Report your work to the teacher.

### Post Activities (10)

- To ask the students' difficulties in learning activities.
- To summarize the learning materials.
- To give students some tasks of using expressions in the real situation.
- To give students quiz.
- To inform the next lesson.

## ❖ Evaluation (Assessment of/for/as Learning)

Attitude	Knowledge	Skill
Observe the students' behavior during the learning activities.	-	Working Portfolio/Documantary Portfolio/Show Portfolio


Approved by:  
Headmaster

Drs. Basri  
196612311989111016

Makassar,

2020

English Teacher

  
Ahmadi, S.Pd.I.  
9758765667130132

Notes :

# LESSON / ACTION PLAN

School | SMP Negeri 42 Makassar

Class / Semester | VII / Ganjil

Subject | English

Time Allotment | 2 x 40 minutes

Text Types | Transactional; giving and asking information about the names and the numbers of the things

## ❖ Learning Objectives

Through scientific and discovery learning, after following the learning activities, the students are able to;

- Tell the names, the numbers, and their locations of the things in the bathroom.
- Write the names, the numbers and their locations of the things in the bathroom in sentences.
- Write the names, the numbers and their locations of the things in our bathrooms in sentences.

## ❖ Learning Activities

### Pre Activities (10)

- Ask the Ss to have a pray.
- Greet the students **"Good morning and How are you?"**
- Checking students' attendance.
- Apperception; (depending on the situation of the class)
- Motivation; Telling the material, learning objectives, learning activities, attitude and quiz or task.

السَّلَامُ عَلَيْكُمْ وَرَحْمَةُ اللَّهِ وَبَرَكَاتُهُ

### Whilst Activities (60)

- Look at the pictures. (p. 80)
- Listen to our teacher say the names of the things in the bathroom.
- Repeat the words after the teacher, one by one.
- Handwrite the names and their meanings in your notebooks.
- Complete the worksheet. (p. 81)
- Plan what to say and write about each thing in our notebooks, like the example.
- Report your work to the class.
- Try to remember the things and other facilities that you have in your bathroom.
- Plan what to write and say about each of our findings in your notebooks, like the example. (p. 82)
- Report your work to the teacher.

### Post Activities (10)

- To ask the students' difficulties in learning activities.
- To summarize the learning materials.
- To give students some tasks of using expressions in the real situation.
- To give students quiz.
- To inform the next lesson.

## ❖ Evaluation (Assessment of/for/as Learning)

Attitude	Knowledge	Skill
Observe the students' behavior during the learning activities.	-	Working Portfolio/Documantary Portfolio/Show Portfolio

Approved by:  
Headmaster

Makassar,

2020

English Teacher



Ahmad, S.Pd.I.  
9758765667130132

Drs. Basri  
196612311989111016

Notes :

## LESSON / ACTION PLAN

School | SMP Negeri 42 Makassar

Class / Semester | VII / Ganjil

Subject | English

Time Allotment | 2 x 40 minutes

Text Types | Transactional; giving and asking information about the names and the numbers of the things

### ❖ Learning Objectives

Through scientific and discovery learning, after following the learning activities, the students are able to;

- Tell the names, the numbers, and their locations of the things in the garage.
- Write the names, the numbers and their locations of the things in the garage in sentences.
- Write the names, the numbers and their locations of the things in our garage in sentences.

### ❖ Learning Activities

#### Pre Activities (10)

- Ask the Ss to have a pray.
- Greet the students **"Good morning and How are you?"**
- Checking students' attendance.
- Apperception; (depending on the situation of the class)
- Motivation; Telling the material, learning objectives, learning activities, attitude and quiz or task.

السَّلَامُ عَلَيْكُمْ وَرَحْمَةُ اللَّهِ وَبَرَكَاتُهُ

#### Whilst Activities (60)

- Look at the pictures. (p. 83)
- Listen to our teacher say the names of the things in the bathroom.
- Repeat the words after the teacher, one by one.
- Handwrite the names and their meanings in your notebooks.
- Complete the worksheet. (p. 84)
- Plan what to say and write about each thing in our notebooks, like the example.
- Report your work to the class.
- Try to remember the things and other facilities that you have in your bathroom.
- Plan what to write and say about each of our findings in your notebooks, like the example. (p. 85)
- Report your work to the teacher.

#### Post Activities (10)

- To ask the students' difficulties in learning activities.
- To summarize the learning materials.
- To give students some tasks of using expressions in the real situation.
- To give students quiz.
- To inform the next lesson.

### ❖ Evaluation (Assessment of/for/as Learning)

Attitude	Knowledge	Skill
Observe the students' behavior during the learning activities.	-	Working Portfolio/Documantary Portfolio/Show Portfolio

Approved by:  
Headmaster

Makassar,

2020

English Teacher



Ahmadi, S.Pd.I.  
9758765667130132

Drs. Basri

196612311989111016

Notes :



# LESSON / ACTION PLAN

School | SMP Negeri 42 Makassar

Class / Semester | VII / Ganjil

Subject | English

Time Allotment | 2 x 40 minutes

Text Types | Transactional; giving and asking information about the names and the numbers of public buildings

## ❖ Learning Objectives

Through scientific and discovery learning, after following the learning activities, the students are able to;

- Tell the names and the numbers of the public buildings.
- Tell locations of the public buildings.

## ❖ Learning Activities

### Pre Activities (10)

- Ask the Ss to have a pray. السَّلَامُ عَلَيْكُمْ وَرَحْمَةُ اللَّهِ وَبَرَكَاتُهُ
- Greet the students **"Good morning and How are you?"**
- Checking students' attendance.
- Apperception; (depending on the situation of the class)
- Motivation; Telling the material, learning objectives, learning activities, attitude and quiz or task.

### Whilst Activities (60)

- Look at the pictures on the whiteboard.
- Listen to our teacher say the names of the public buildings in the pictures.
- Repeat the words after the teacher, one by one.
- Handwrite the names and their meaning in our notebooks.
- Each of us will try to say the names of the public buildings to our classmates.
- Learn to tell the locations of the public buildings. (p. 66)
- listen to our teacher read the conversations carefully. (p.67)
- repeat the sentences one by one after the teacher.
- Work in groups.
- Play the roles of the speakers in the conversations. (p. 67)

### Post Activities (10)

- To ask the students' difficulties in learning activities.
- To summarize the learning materials.
- To give students some tasks of using expressions in the real situation.
- To give students quiz.
- To inform the next lesson.

## ❖ Evaluation (Assessment of/for/as Learning)

Attitude	Knowledge	Skill
Observe the students' behavior during the learning activities.	-	Working Portfolio/Documantary Portfolio/Show Portfolio


Approved by:  
Headmaster

Drs. Basri  
196612311989111016

Makassar,

2020

English Teacher

  
Ashmadi, S.Pd.I.  
9758765667130132

Notes :

# LESSON / ACTION PLAN

School | SMP Negeri 42 Makassar

Class / Semester | VII / Ganjil

Subject | English

Time Allotment | 2 x 40 minutes

Text Types | Transactional; giving and asking information about the names and the numbers of public buildings

## ❖ Learning Objectives

Through scientific and discovery learning, after following the learning activities, the students are able to;

- Tell the locations of the public buildings in sentences.
- Tell the names and their locations of the public buildings in our city or village in sentences.

## ❖ Learning Activities

### Pre Activities (10)

- Ask the Ss to have a pray.
- Greet the students **"Good morning and How are you?"**
- Checking students' attendance.
- Apperception; (depending on the situation of the class)
- Motivation; Telling the material, learning objectives, learning activities, attitude and quiz or task.

السَّلَامُ عَلَيْكُمْ وَرَحْمَةُ اللَّهِ وَبَرَكَاتُهُ

### Whilst Activities (60)

- look at the same buildings in the pictures. (p. 66)
- plan what to say and write about each buildings in our notebooks, like the example. (p. 68)
- report all our findings to the class.
- Complete the worksheet. (p. 69)
- Try to remember or identify the names and the numbers of the public buildings and other facilities that we have in our city or village.
- Plan what to say and write about each of our findings in our notebooks, like the example. (p. 69)
- Report your work to the teacher.

### Post Activities (10)

- To ask the students' difficulties in learning activities.
- To summarize the learning materials.
- To give students some tasks of using expressions in the real situation.
- To give students quiz.
- To inform the next lesson.

## ❖ Evaluation (Assessment of/for/as Learning)

Attitude	Knowledge	Skill
Observe the students' behavior during the learning activities.	-	Working Portfolio/Documantary Portfolio/Show Portfolio


Approved by:  
Headmaster

Drs. Basri  
196612311989111016

Makassar,

2020

English Teacher

  
 Ahmadi, S.Pd.I.  
 9758765667130132

Notes :

# LESSON / ACTION PLAN

School | SMP Negeri 42 Makassar

Class / Semester | VII / Ganjil

Subject | English

Time Allotment | 2 x 40 minutes

Text Types | Transactional; giving and asking information about what people do in different place

## ❖ Learning Objectives

Through scientific and discovery learning, after following the learning activities, the students are able to:

- Tell what the people do in different place.
- Write what the people do in different place in sentences.
- Design their dream of future house.

## ❖ Learning Activities

### Pre Activities (10)

- Ask the Ss to have a pray. السَّلَامُ عَلَيْكُمْ وَرَحْمَةُ اللَّهِ وَبَرَكَاتُهُ
- Greet the students "Good morning and How are you?"
- Checking students' attendance.
- Apperception; (depending on the situation of the class)
- Motivation; Telling the material, learning objectives, learning activities, attitude and quiz or task.

### Whilst Activities (60)

- Work in groups.
- Observe attentively some pictures what the people do in different place. (p. 91-92)
- Listen to our teacher read the examples. (p. 93)
- Repeat the sentences after the teacher, one by one.
- Discuss to plan what to say about the other situations.
- Each of us will write the sentences in our notebooks.
- Read our work to the class.
- Tell about our dream of our future house. (p. 94)
- Work in groups.
- Plan our future house.
- Make a list of the rooms we will have in the house and the things we will have in every room.
- Also make a list of things and animals we will have.
- Every one in the group will write the details of the plan in our notebooks.
- Show and report your work to the teacher.

### Post Activities (10)

- To ask the students' difficulties in learning activities.
- To summarize the learning materials.
- To give students some tasks of using expressions in the real situation.
- To give students quiz.
- To inform the next lesson.

## ❖ Evaluation (Assessment of/for/as Learning)

Attitude	Knowledge	Skill
Observe the students' behavior during the learning activities.	-	Working Portfolio/Documentary Portfolio/Show Portfolio

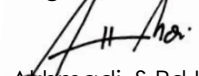
Approved by:  
Headmaster

Drs. Basri  
196612311989111016

Makassar,

2020

English Teacher

  
Ahmadi, S.Pd.I.  
9758765667130132

Notes :

## LESSON / ACTION PLAN

School | SMP Negeri 42 Makassar

Class / Semester | VII / Ganjil

Subject | English

Time Allotment | 2 x 40 minutes

Text Types | Functional; sing a song "the little is what a wonderful world" by Louis Armstrong

### ❖ Learning Objectives

Through scientific and discovery learning, after following the learning activities, the students are able to;

- Get the messages of a song.

### ❖ Learning Activities

#### Pre Activities (10)

- Ask the Ss to have a pray.
- Greet the students "Good morning and How are you?"
- Checking students' attendance.
- Apperception; (depending on the situation of the class)
- Motivation; Telling the material, learning objectives, learning activities, attitude and quiz or task.

السَّلَامُ عَلَيْكُمْ وَرَحْمَةُ اللَّهِ وَبَرَكَاتُهُ

#### Whilst Activities (60)

- ☑ Copy the song in our notebooks. (p. 96)
- ☑ Listen carefully to our teacher read the lyrics meaningfully.
- ☑ Repeat the lyrics after the teacher, line by line.
- ☑ Work in groups. (p. 97)
- ☑ Study the examples carefully.
- ☑ Find the other proofs that the world is wonderful from the song.
- ☑ Write the work in our notebooks.
- ☑ Present our findings to the class.

#### Post Activities (10)

- To ask the students' difficulties in learning activities.
- To summarize the learning materials.
- To give students some tasks of using expressions in the real situation.
- To give students quiz.
- To inform the next lesson.

### ❖ Evaluation (Assessment of/for/as Learning)

Attitude	Knowledge	Skill
Observe the students' behavior during the learning activities.	-	Working Portfolio/Documentary Portfolio/Show Portfolio


Approved by:  
Headmaster

Drs. Basri  
196612311989111016

Makassar,

2020

English Teacher

  
Akhmadi, S.Pd.I.  
9758765667130132

Notes :