

LESSON / ACTION PLAN

School | SMP Negeri 42 Makassar

Class / Semester | VII / Ganjil

Subject | English

Time Allotment | 2 x 40 minutes

Text Types | Transactional; asking for and giving information related to the qualities of things

❖ Learning Objectives

Through scientific and discovery learning, after following the learning activities, the students are able to;

- Use be and adjective to describe the qualities of the things.
- Write be and adjective to describe the qualities of the things in sentences.

❖ Learning Activities

Pre Activities (10)

- Ask the Ss to have a pray. السَّلَامُ عَلَيْكُمْ وَرَحْمَةُ اللَّهِ وَبَرَكَاتُهُ
- Greet the students **"Good morning and How are you?"**
- Checking students' attendance.
- Apperception; (depending on the situation of the class)
- Motivation; Telling the material, learning objectives, learning activities, attitude and quiz or task.

Whilst Activities (60)

- ☑ Look at the picture. (p. 100)
- ☑ Listen carefully to our teacher read the conversation.
- ☑ Repeat the conversation after our teacher, sentence by sentence.
- ☑ In group, we'll play the roles of the speakers in the conversation. (p. 101)
- ☑ Write the conversation in our notebooks.
- ☑ Listen to our teacher explain be and adjective how to use them in sentences.
- ☑ Study the example carefully. And then, copy and handwrite them in our notebooks. Worksheet (p. 102)
- ☑ Discuss to find the the speakers' statements about the park.
- ☑ Every one of us will handwrite the sentences on a piece of paper.
- ☑ Present our work to the class.

Post Activities (10)

- To ask the students' difficulties in learning activities.
- To summarize the learning materials.
- To give students some tasks of using expressions in the real situation.
- To give students quiz.
- To inform the next lesson.

❖ Evaluation (Assessment of/for/as Learning)

Attitude	Knowledge	Skill
Observe the students' behavior during the learning activities.	-	Working Portfolio/Documantary Portfolio/Show Portfolio


Approved by:
Headmaster

Drs. Basri
196612311989111016

Makassar,

2020

English Teacher


Ashmadi, S.Pd.I.
9758765667130132

Notes :

LESSON / ACTION PLAN

School | SMP Negeri 42 Makassar

Class / Semester | VII / Ganjil

Subject | English

Time Allotment | 2 x 40 minutes

Text Types | Transactional; asking for and giving information related to the qualities of things

❖ Learning Objectives

Through scientific and discovery learning, after following the learning activities, the students are able to;

- Describe the qualities of the things.
- Write the qualities of the things in sentences.

❖ Learning Activities

Pre Activities (10)

- Ask the Ss to have a pray.
- Greet the students **"Good morning and How are you?"**
- Checking students' attendance.
- Apperception; (depending on the situation of the class)
- Motivation; Telling the material, learning objectives, learning activities, attitude and quiz or task.

السَّلَامُ عَلَيْكُمْ وَرَحْمَةُ اللَّهِ وَبَرَكَاتُهُ

Whilst Activities (60)

- We'll work in group.
- Look at and try to guess what they say about describing each things in the pictures. (p. 103-104)
- Listen carefully to our teacher read the conversation.
- Repeat the conversation after our teacher, sentence by sentence.
- Handwrite the conversation in our notebooks.
- Play the roles of the speakers in the conversation.
- We'll work in group. Worksheet (p. 105)
- List the speakers' statements about the things.
- Study the example carefully. And then, copy and handwrite them in our notebooks.
- Discuss to find speakres' statements about the things.
- Every one of us will handwrite the sentences on piece of paper.
- Finally, we'll present our work to the class.

Post Activities (10)

- To ask the students' difficulties in learning activities.
- To summarize the learning materials.
- To give students some tasks of using expressions in the real situation.
- To give students quiz.
- To inform the next lesson.

❖ Evaluation (Assessment of/for/as Learning)

Attitude	Knowledge	Skill
Observe the students' behavior during the learning activities.	-	Working Portfolio/Documantary Portfolio/Show Portfolio

Approved by:
Headmaster

Makassar,

2020

English Teacher

Akhmadi, S.Pd.I.
9758765667130132

Drs. Basri

196612311989111016

Notes :

LESSON / ACTION PLAN

School | SMP Negeri 42 Makassar

Class / Semester | VII / Ganjil

Subject | English

Time Allotment | 2 x 40 minutes

Text Types | Transactional; asking for and giving information related to the qualities of things

❖ Learning Objectives

Through scientific and discovery learning, after following the learning activities, the students are able to;

- Describe the qualities of the things.
- Write the qualities of the things in sentences.

❖ Learning Activities

Pre Activities (10)

- Ask the Ss to have a pray. السَّلَامُ عَلَيْكُمْ وَرَحْمَةُ اللَّهِ وَبَرَكَاتُهُ
- Greet the students "Good morning and How are you?"
- Checking students' attendance.
- Apperception; (depending on the situation of the class)
- Motivation; Telling the material, learning objectives, learning activities, attitude and quiz or task.

Whilst Activities (60)

- Make a group of three or four.
- Look at and guess what they say to describe the things in the conversations. (p. 106-107)
- What are they? They are school, Lina's room, Beni's livingroom, and Siti's kitchen.
- Listen to our teacher read the conversations.
- Repeat the conversations after the teacher, sentence by sentence.
- In groups we'll play the roles of the speakers in the conversations.
- Handwrite the conversations in our notebooks.
- List the speakers' statements about the thins. Worksheet (p. 108)
- Study the examples carefully.
- Copy and handwrite them in our notebooks.
- Discuss to find the speakers' statements about things.
- Everyone of us will handwrite the sentences on a piece of paper.
- We'll report our work to the class.

Post Activities (10)

- To ask the students' difficulties in learning activities.
- To summarize the learning materials.
- To give students some tasks of using expressions in the real situation.
- To give students quiz.
- To inform the next lesson.

❖ Evaluation (Assessment of/for/as Learning)

Attitude	Knowledge	Skill
Observe the students' behavior during the learning activities.	-	Working Portfolio/Documantary Portfolio/Show Portfolio

Approved by:
Headmaster

Drs. Basri

196612311989111016

Makassar,

2020

English Teacher

Ahmadi, S.Pd.I.
9758765667130132

Notes :

LESSON / ACTION PLAN

School | SMP Negeri 42 Makassar

Class / Semester | VII / Ganjil

Subject | English

Time Allotment | 2 x 40 minutes

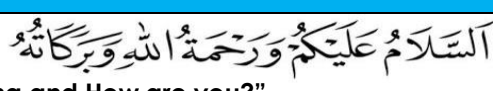
Text Types | Transactional; asking for and giving information related to the qualities of things

❖ Learning Objectives

Through scientific and discovery learning, after following the learning activities, the students are able to;

- Write the qualities of the things related to their things they have in their school and house in sentences.

❖ Learning Activities

Pre Activites (10)
<div style="display: flex; justify-content: space-between; align-items: center;"> <ul style="list-style-type: none"> Ask the Ss to have a pray. Greet the students "Good morning and How are you?" Checking students' attendance. Apperception; (depending on the situation of the class) Motivation; Telling the material, learning objectives, learning activities, attitude and quiz or task. <div style="text-align: right; font-size: 1.2em;">  </div> </div>
Whilst Activities (60)
<ul style="list-style-type: none"> <input checked="" type="checkbox"/> Look closely to the examples and study them. (p. 109-110) <input checked="" type="checkbox"/> Work in groups. <input checked="" type="checkbox"/> Discuss and decide ten objects (room and things) in our school and house and their qualities. <input checked="" type="checkbox"/> Each one of us will handwrite the sentences on a piece of paper, like the example. (p. 109 and 110) <input checked="" type="checkbox"/> Present the result of our group. <input checked="" type="checkbox"/> Discuss to other group member through a window shopping activity. <input checked="" type="checkbox"/> We'll use the guiding questions to help you present your work to other member; <ul style="list-style-type: none"> - How many things do you find in your school or house? - What things are they? - Describe some things that you have found from your school and house?
Post Activities (10)
<ul style="list-style-type: none"> ➤ To ask the students' difficulties in learning activities. ➤ To summarize the learning materials. ➤ To give students some tasks of using expressions in the real situation. ➤ To give students quiz. ➤ To inform the next lesson.

❖ Evaluation (Assessment of/for/as Learning)

Attitude	Knowledge	Skill
Observe the students' behavior during the learning activities.	-	Working Portfolio/Documantary Portfolio/Show Portfolio


Approved by:
Headmaster

Drs. Basri
196612311989111016

Makassar,

2020

English Teacher


 Ahmadi, S.Pd.I.
 9758765667130132

Notes :

LESSON / ACTION PLAN

School | SMP Negeri 42 Makassar

Class / Semester | VII / Ganjil

Subject | English

Time Allotment | 2 x 40 minutes

Text Types | Transactional; asking for and giving information related to the qualities of the animals

❖ Learning Objectives

Through scientific and discovery learning, after following the learning activities, the students are able to;

- Use be and adjectives to describe the qualities of the animals.
- Write the qualities of the animals in sentences.

❖ Learning Activities

Pre Activities (10)

- Ask the Ss to have a pray. السَّلَامُ عَلَيْكُمْ وَرَحْمَةُ اللَّهِ وَبَرَكَاتُهُ
- Greet the students **"Good morning and How are you?"**
- Checking students' attendance.
- Apperception; (depending on the situation of the class)
- Motivation; Telling the material, learning objectives, learning activities, attitude and quiz or task.

Whilst Activities (60)

- Make a group of three or four.
- Observe attentively to the speakers in the pictures. (p. 111-112)
- Identify be and adjective to describe the animals in the conversations.
- Listen to our teacher read the conversations.
- Repeat the conversations after the teacher, sentence by sentence.
- Play the roles of the speakers in the conversations.
- Handwrite the conversations in our notebooks.
- List the speakers' statements about the animals. Worksheet (p. 113)
- Study the examples carefully.
- Copy and handwrite them in our notebooks.
- Discuss to find the speakers' statements about the animals.
- Everyone of us will write on a piece of paper.
- Present our work to the class.

Post Activities (10)

- To ask the students' difficulties in learning activities.
- To summarize the learning materials.
- To give students some tasks of using expressions in the real situation.
- To give students quiz.
- To inform the next lesson.

❖ Evaluation (Assessment of/for/as Learning)

Attitude	Knowledge	Skill
Observe the students' behavior during the learning activities.	-	Working Portfolio/Documantary Portfolio/Show Portfolio

Approved by:
Headmaster

Drs. Basri

196612311989111016

Makassar,

2020

English Teacher

Ahmad, S.Pd.I.

9758765667130132

Notes :

LESSON / ACTION PLAN

School | SMP Negeri 42 Makassar

Class / Semester | VII / Ganjil

Subject | English

Time Allotment | 2 x 40 minutes

Text Types | Transactional; asking for and giving information related to the qualities of the animals

❖ Learning Objectives

Through scientific and discovery learning, after following the learning activities, the students are able to;

- Use be and adjectives to describe the qualities of the animals.
- Write the qualities of the animals in sentences.

❖ Learning Activities

Pre Activities (10)

- Ask the Ss to have a pray. السَّلَامُ عَلَيْكُمْ وَرَحْمَةُ اللَّهِ وَبَرَكَاتُهُ
- Greet the students "Good morning and How are you?"
- Checking students' attendance.
- Apperception; (depending on the situation of the class)
- Motivation; Telling the material, learning objectives, learning activities, attitude and quiz or task.

Whilst Activities (60)

- Make a group of three or four.
- Look at the picture. How many animals do you see in the picture? (p. 114)
- Say the names of the animals.
- Identify be and adjectives in the conversation. (p. 115)
- Listen carefully to our teacher read the conversation.
- Repeat the conversation after our the teacher, sentence by sentence.
- Play the roles of the speakers in the conversation.
- Handwrite the conversation in our notebooks.
- List the speakers' statements in the conversation. Worksheet (p. 116)
- Study the examples carefully.
- Copy and handwrite them in our notebooks.
- Discuss to find the speakers' statements about the animals in the conversation.
- Handwrite the speakers' statements on a piece of paper.
- Present our work to the class.

Post Activities (10)

- To ask the students' difficulties in learning activities.
- To summarize the learning materials.
- To give students some tasks of using expressions in the real situation.
- To give students quiz.
- To inform the next lesson.

❖ Evaluation (Assessment of/for/as Learning)

Attitude	Knowledge	Skill
Observe the students' behavior during the learning activities.	-	Working Portfolio/Documantary Portfolio/Show Portfolio

Approved by:
Headmaster

Drs. Basri

196612311989111016

Makassar,

2020

English Teacher

Ahmadi, S.Pd.I.
9758765667130132

Notes :

LESSON / ACTION PLAN

School | SMP Negeri 42 Makassar

Class / Semester | VII / Ganjil

Subject | English

Time Allotment | 2 x 40 minutes

Text Types | Transactional; asking for and giving information related to the qualities of the people

❖ Learning Objectives

Through scientific and discovery learning, after following the learning activities, the students are able to;

- Use be and adjectives to describe the qualities of the people.
- Write the qualities of the people in sentences.

❖ Learning Activities

Pre Activities (10)

- Ask the Ss to have a pray.
- Greet the students **"Good morning and How are you?"**
- Checking students' attendance.
- Apperception; (depending on the situation of the class)
- Motivation; Telling the material, learning objectives, learning activities, attitude and quiz or task.

السَّلَامُ عَلَيْكُمْ وَرَحْمَةُ اللَّهِ وَبَرَكَاتُهُ

Whilst Activities (60)

- Make a group of three or four.
- Look at and identify be and adjectives in the conversations. (p. 117)
- Listen carefully to our teacher read the conversations.
- Repeat the conversations after our teacher, sentence by sentence.
- Handwrite the conversations in our notebooks.
- List the speakers' statements about the people. (p. 118)
- Study the example carefully.
- Copy and handwrite them in our notebooks.
- Discuss to find the speakers' statements about the people.
- Handwrite the sentences on a piece of paper.
- Present our work to the class.
- Look at and discuss what we have learned. (p. 119)
- Write the sentences on a piece of paper.
- Report our work to the teacher.

Post Activities (10)

- To ask the students' difficulties in learning activities.
- To summarize the learning materials.
- To give students some tasks of using expressions in the real situation.
- To give students quiz.
- To inform the next lesson.

❖ Evaluation (Assessment of/for/as Learning)

Attitude	Knowledge	Skill
Observe the students' behavior during the learning activities.	-	Working Portfolio/Documantary Portfolio/Show Portfolio

Approved by:
Headmaster

Drs. Basri

196612311989111016

Makassar,

2020

English Teacher

Akhmadi, S.Pd.I.
9758765667130132

Notes :

LESSON / ACTION PLAN

School | SMP Negeri 42 Makassar

Class / Semester | VII / Ganjil

Subject | English

Time Allotment | 2 x 40 minutes

Text Types | Transactional; asking for and giving information related to the qualities of the people

❖ Learning Objectives

Through scientific and discovery learning, after following the learning activities, the students are able to;

- Use be and adjectives to describe the qualities of the people.
- Write the qualities of the people in sentences.

❖ Learning Activities

Pre Activities (10)

- Ask the Ss to have a pray.
- Greet the students **"Good morning and How are you?"**
- Checking students' attendance.
- Apperception; (depending on the situation of the class)
- Motivation; Telling the material, learning objectives, learning activities, attitude and quiz or task.

السَّلَامُ عَلَيْكُمْ وَرَحْمَةُ اللَّهِ وَبَرَكَاتُهُ

Whilst Activities (60)

- Make a group of three or four.
- Look at some pictures show on the whiteboard.
- Describe the pictures with your own words.
- Study the example carefully.
- Copy and handwrite them in our notebooks.
- In groups we'll write the description about the people.
- List the sentences on a piece of paper.
- Present our work to the class.
- Write or list the statements to describe your friends or superstars you like most.
- Write the sentences in our notebooks.
- Report our work to the teacher.

Post Activities (10)

- To ask the students' difficulties in learning activities.
- To summarize the learning materials.
- To give students some tasks of using expressions in the real situation.
- To give students quiz.
- To inform the next lesson.

❖ Evaluation (Assessment of/for/as Learning)

Attitude	Knowledge	Skill
Observe the students' behavior during the learning activities.	-	Working Portfolio/Documantary Portfolio/Show Portfolio

Approved by:
Headmaster

Makassar,

2020

English Teacher

Ahmad, S.Pd.I.
9758765667130132

Drs. Basri

196612311989111016

Notes :

LESSON / ACTION PLAN

School | SMP Negeri 42 Makassar

Class / Semester | VII / Ganjil

Subject | English

Time Allotment | 2 x 40 minutes

Text Types | Transactional; asking for and giving information related to the qualities of the people, things, and animals

❖ Learning Objectives

Through scientific and discovery learning, after following the learning activities, the students are able to;

- Identify be and adjectives in sentences.
- Write the qualities of the people, things, and animals in sentences.

❖ Learning Activities

Pre Activities (10)

- Ask the Ss to have a pray.
- Greet the students **"Good morning and How are you?"**
- Checking students' attendance.
- Apperception; (depending on the situation of the class)
- Motivation; Telling the material, learning objectives, learning activities, attitude and quiz or task.

السَّلَامُ عَلَيْكُمْ وَرَحْمَةُ اللَّهِ وَبَرَكَاتُهُ

Whilst Activities (60)

- We'll work in groups.
- Observe attentively the situation. Example; How many situations do you see on your book? (p. 120-122)
- Listen carefully to our teacher read the conversations.
- Repeat the conversations after the teacher, sentence by sentence.
- Play the roles of the speakers in the conversations.
- Listen the explanation how to ask for and give information related to the description of the people, things, and animals.
- Handwrite the conversations on a piece of paper.
- Report your work to the teacher.
- Reflection. (p. 123)
- In groups we'll discuss what we have learned.
- Handwrite them on a piece of paper.
- Present our work to the class.

Post Activities (10)

- To ask the students' difficulties in learning activities.
- To summarize the learning materials.
- To give students some tasks of using expressions in the real situation.
- To give students quiz.
- To inform the next lesson.

❖ Evaluation (Assessment of/for/as Learning)

Attitude	Knowledge	Skill
Observe the students' behavior during the learning activities.	-	Working Portfolio/Documentary Portfolio/Show Portfolio


Approved by:
Headmaster

Drs. Basri
196612311989111016

Makassar,

2020

English Teacher


Akhmadi, S.Pd.I.
9758765667130132

Notes :

LESSON / ACTION PLAN

School | SMP Negeri 42 Makassar

Class / Semester | VII / Ganjil

Subject | English

Time Allotment | 2 x 40 minutes

Text Types | Transactional; asking for and giving information related to the qualities of the people, things, and animals

❖ Learning Objectives

Through scientific and discovery learning, after following the learning activities, the students are able to;

- Complete the conversations with right statements and questions of the qualities of the people, things, and animals.

❖ Learning Activities

Pre Activities (10)

- Ask the Ss to have a pray.
- Greet the students **"Good morning and How are you?"**
- Checking students' attendance.
- Apperception; (depending on the situation of the class)
- Motivation; Telling the material, learning objectives, learning activities, attitude and quiz or task.

السَّلَامُ عَلَيْكُمْ وَرَحْمَةُ اللَّهِ وَبَرَكَاتُهُ

Whilst Activities (60)

- Make a group of three or four.
- Study the examples carefully. (p. 120-122)
- Discuss the right statements and questions to complete each situation in the conversations. (p. 124-125)
- Handwrite the complete conversations on a piece of paper.
- Finally, we'll present our work to the class. And then,
- Collect it to our teacher.

Post Activities (10)

- To ask the students' difficulties in learning activities.
- To summarize the learning materials.
- To give students some tasks of using expressions in the real situation.
- To give students quiz.
- To inform the next lesson.

❖ Evaluation (Assessment of/for/as Learning)

Attitude	Knowledge	Skill
Observe the students' behavior during the learning activities.	-	Working Portfolio/Documantary Portfolio/Show Portfolio


Approved by:
Headmaster

Drs. Basri
196612311989111016

Makassar,

2020

English Teacher


Ahmadi, S.Pd.I.
9758765667130132

Notes :