

LESSON / ACTION PLAN

School | SMP Negeri 42 Makassar

Class / Semester | VII / Ganjil

Subject | English

Time Allotment | 2 x 40 minutes

Text Types | Transactional; asking for and giving information related to actions/functions of people


❖ Learning Objectives

Through scientific and discovery learning, after following the learning activities, the students are able to;

- Understand simple present tense (non verbal and questions words).
- Use simple present tense (non verbal and questions words).
- Write simple present tense (non verbal and questions words) in sentences.

❖ Learning Activities

Pre Activities (10)

- 
- Ask the Ss to have a pray.
 - Greet the students **"Good morning and How are you?"**
 - Checking students' attendance.
 - Apperception; (depending on the situation of the class)
 - Motivation; Telling the material, learning objectives, learning activities, attitude and quiz or task.

Whilst Activities (60)

- Show some pictures of jobs/professions to the Ss.
- Observe the pictures attentively.
- Listen to our teacher explain about simple present tense in the form of non verbal; to be + ana dan questions words.
- Make some sentences about jobs/professions in the form of simple present tense; non verbal; to + ana and questions words.
- Look at attentively the conversation. (p. 128)
- Listen carefully to our teacher read the conversation.
- Repeat the conversation after the teacher, sentence by sentence.
- In groups, we'll play the roles of the speakres in the conversation.
- Complete the table related to jobs and professions. Worksheet (p. 129)
- Study the examples carefully.
- Copy the table in our notebooks.
- Discuss the right information to complete the worksheet.
- Complete the worksheet based on the result of our discussion.
- Present our work to the class.

Post Activities (10)

- To ask the students' difficulties in learning activities.
- To summarize the learning materials.
- To give students some tasks of using expressions in the real situation.
- To give students quiz.
- To inform the next lesson.

❖ Evaluation (Assessment of/for/as Learning)

Attitude	Knowledge	Skill
Observe the students' behavior during the learning activities.	-	Working Portfolio/Documantary Portfolio/Show Portfolio


Approved by:
Headmaster

Drs. Basri
196612311989111016

Makassar,

2020

English Teacher


Akhmadi, S.Pd.I.
 9758765667130132

Notes :

LESSON / ACTION PLAN

School | SMP Negeri 42 Makassar

Class / Semester | VII / Ganjil

Subject | English

Time Allotment | 2 x 40 minutes

Text Types | Transactional; asking for and giving information related to actions/functions of people

❖ Learning Objectives

Through scientific and discovery learning, after following the learning activities, the students are able to;

- Use simple present tense (non verbal and questions words).
- Write simple present tense (non verbal and questions words) in sentences.

❖ Learning Activities

Pre Activities (10)

- Ask the Ss to have a pray. السَّلَامُ عَلَيْكُمْ وَرَحْمَةُ اللَّهِ وَبَرَكَاتُهُ
- Greet the students "Good morning and How are you?"
- Checking students' attendance.
- Apperception; (depending on the situation of the class)
- Motivation; Telling the material, learning objectives, learning activities, attitude and quiz or task.

Whilst Activities (60)

- Work in groups.
- Look at and study the examples. Worksheet (p. 130)
- Everyone of us will copy the table to our notebooks.
- Go around in the classroom and ask five of our friends information related to their parents' profession and what they do in their jobs.
- Everyone of us will complete the table based on the information we got.
- study the example on how to make a presentation. (p. 132)
- distribute the information to present, who will present which part.
- Everyone of us will present the information to the class.
- Reflections. (p. 133)
- We'll work in groups to reflect on our learning.
- Discuss what we have learned.
- Report your work to the teacher.

Post Activities (10)

- To ask the students' difficulties in learning activities.
- To summarize the learning materials.
- To give students some tasks of using expressions in the real situation.
- To give students quiz.
- To inform the next lesson.

❖ Evaluation (Assessment of/for/as Learning)

Attitude	Knowledge	Skill
Observe the students' behavior during the learning activities.	-	Working Portfolio/Documantary Portfolio/Show Portfolio

Approved by:
Headmaster

Makassar,

2020

English Teacher

Ahmad, S.Pd.I.
9758765667130132

Drs. Basri

196612311989111016

Notes :

LESSON / ACTION PLAN

School | SMP Negeri 42 Makassar

Class / Semester | VII / Ganjil

Subject | English

Time Allotment | 2 x 40 minutes

Text Types | Transactional; asking for and giving information related to actions/functions of people


❖ Learning Objectives

Through scientific and discovery learning, after following the learning activities, the students are able to;

- Understand simple present tense (verbal and yes/no questions).
- Use simple present tense (verbal and yes/no questions).
- Write simple present tense (verbal and yes/no questions) in sentences.

❖ Learning Activities

Pre Activities (10)

- 
- Ask the Ss to have a pray.
 - Greet the students **"Good morning and How are you?"**
 - Checking students' attendance.
 - Apperception; (depending on the situation of the class)
 - Motivation; Telling the material, learning objectives, learning activities, attitude and quiz or task.

Whilst Activities (60)

- Look at the conversations. (p. 134-136)
- Listen carefully to our teacher read the conversations.
- Repeat the conversations after the teacher, sentence by sentence.
- In groups, we'll play the roles of the speakers in the conversations.
- Make a list of the statements related to the habits of the people in the conversations. Worksheet (p. 137)
- Study the example carefully.
- Copy the table in our notebooks.
- Discuss the right statements to complete the table.
- Complete the table based on the result of our discussions.
- Present our work using some guiding sentences;
Example: Based on the situation in the classroom;
 - Siti always arrives at school early.
 - She...
 - She sometimes...
- Report our work to the teacher.

Post Activities (10)

- To ask the students' difficulties in learning activities.
- To summarize the learning materials.
- To give students some tasks of using expressions in the real situation.
- To give students quiz.
- To inform the next lesson.

❖ Evaluation (Assessment of/for/as Learning)

Attitude	Knowledge	Skill
Observe the students' behavior during the learning activities.	-	Working Portfolio/Documentary Portfolio/Show Portfolio


Approved by:
Headmaster

Drs. Basri
196612311989111016

Makassar,

2020

English Teacher


Ahmadi, S.Pd.I.
 9758765667130132

Notes :

LESSON / ACTION PLAN

School | SMP Negeri 42 Makassar

Class / Semester | VII / Ganjil

Subject | English

Time Allotment | 2 x 40 minutes

Text Types | Transactional; asking for and giving information related to actions/functions of people

❖ Learning Objectives

Through scientific and discovery learning, after following the learning activities, the students are able to:

- Use simple present tense (verbal and yes/no questions).
- Write simple present tense (verbal and yes/no questions) in sentences.

❖ Learning Activities

Pre Activities (10)

- Ask the Ss to have a pray. السلام عليكم ورحمة الله وبركاته
- Greet the students **"Good morning and How are you?"**
- Checking students' attendance.
- Apperception; (depending on the situation of the class)
- Motivation; Telling the material, learning objectives, learning activities, attitude and quiz or task.

Whilst Activities (60)

- Work in groups.
- Look at and study the examples. Worksheet (p. 138)
- Everyone of us will copy the table to our notebooks.
- Go around in the classroom and ask 5 of our friends 4 questions related to their habits.
- Everyone of us will complete the table based on the information we got.
- study the example on how to make a presentation. (p. 139)
- distribute the information to present, who will present which part.
- Everyone of us will practice to present the information to the class.
- Present our work using some guiding sentences;
 - Example: We have asked 5 friends about their habits.
 - Dona doesn't always...
 - She always...
 - She...
 - She sometimes...
- Reflections. (p. 140)
- We'll work in groups to reflect on our learning.
- Discuss what we have learned.
- Report your work to the teacher.

Post Activities (10)

- To ask the students' difficulties in learning activities.
- To summarize the learning materials.
- To give students some tasks of using expressions in the real situation.
- To give students quiz.
- To inform the next lesson.

❖ Evaluation (Assessment of/for/as Learning)

Attitude	Knowledge	Skill
Observe the students' behavior during the learning activities.	-	Working Portfolio/Documentary Portfolio/Show Portfolio

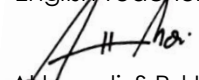
Approved by:
Headmaster

Drs. Basri
196612311989111016

Makassar,

2020

English Teacher


Akhmadi, S.Pd.I.
9758765667130132

Notes :

LESSON / ACTION PLAN

School | SMP Negeri 42 Makassar

Class / Semester | VII / Ganjil

Subject | English

Time Allotment | 2 x 40 minutes

Text Types | Transactional; asking for and giving information related to actions/functions of animals

❖ Learning Objectives

Through scientific and discovery learning, after following the learning activities, the students are able to;

- Use simple present tense (verbal and non verbal).
- Write simple present tense (verbal and non verbal) in sentences.

❖ Learning Activities

Pre Activities (10)

- Ask the Ss to have a pray. السَّلَامُ عَلَيْكُمْ وَرَحْمَةُ اللَّهِ وَبَرَكَاتُهُ
- Greet the students **"Good morning and How are you?"**
- Checking students' attendance.
- Apperception; (depending on the situation of the class)
- Motivation; Telling the material, learning objectives, learning activities, attitude and quiz or task.

Whilst Activities (60)

- Look at the pictures attentively. (p. 141)
- Work in groups.
- Listen carefully to our teacher read the statements.
- Repeat the statements after the teacher, sentence by sentence.
- Play the roles of the speakers in the conversations.
- Write the activities of the animals in the first column. Worksheet (p. 142)
- Study the example carefully.
- Copy the table on your notebooks.
- Discuss the right activities to complete the table.
- Complete the table based on the result of your discussion.
- Present our work to the class orally.

Post Activities (10)

- To ask the students' difficulties in learning activities.
- To summarize the learning materials.
- To give students some tasks of using expressions in the real situation.
- To give students quiz.
- To inform the next lesson.

❖ Evaluation (Assessment of/for/as Learning)

Attitude	Knowledge	Skill
Observe the students' behavior during the learning activities.	-	Working Portfolio/Documantary Portfolio/Show Portfolio

Approved by:
Headmaster

Makassar,

2020

English Teacher



Ahmadi, S.Pd.I.
9758765667130132

Drs. Basri

196612311989111016

Notes :

LESSON / ACTION PLAN

School | SMP Negeri 42 Makassar

Class / Semester | VII / Ganjil

Subject | English

Time Allotment | 2 x 40 minutes

Text Types | Transactional; asking for and giving information related to functions of things

❖ Learning Objectives

Through scientific and discovery learning, after following the learning activities, the students are able to;

- Use simple present tense (verbal and non verbal).
- Write simple present tense (verbal and non verbal) in sentences.

❖ Learning Activities

Pre Activities (10)

- Ask the Ss to have a pray. السَّلَامُ عَلَيْكُمْ وَرَحْمَةُ اللَّهِ وَبَرَكَاتُهُ
- Greet the students "Good morning and How are you?"
- Checking students' attendance.
- Apperception; (depending on the situation of the class)
- Motivation; Telling the material, learning objectives, learning activities, attitude and quiz or task.

Whilst Activities (60)

- ☑ Look at the pictures attentively. (p. 143)
- ☑ Work in groups.
- ☑ Listen carefully to our teacher read the statements.
- ☑ Repeat the statements after the teacher, sentence by sentence.
- ☑ Play the roles of the speakers in the conversations.
- ☑ Write the names of the things in our classroom and what we use them for. Worksheet (p. 144-145)
- ☑ Study the example carefully.
- ☑ Copy the table on your notebooks.
- ☑ Discuss what we use the things for.
- ☑ Complete the table based on the result of our discussion.
- ☑ Present our work to the class.

Post Activities (10)

- To ask the students' difficulties in learning activities.
- To summarize the learning materials.
- To give students some tasks of using expressions in the real situation.
- To give students quiz.
- To inform the next lesson.

❖ Evaluation (Assessment of/for/as Learning)

Attitude	Knowledge	Skill
Observe the students' behavior during the learning activities.	-	Working Portfolio/Documentary Portfolio/Show Portfolio


Approved by:
Headmaster

Drs. Basri
196612311989111016

Makassar,

2020

English Teacher


Ahmadi, S.Pd.I.
9758765667130132

Notes :

LESSON / ACTION PLAN

School | SMP Negeri 42 Makassar

Class / Semester | VII / Ganjil

Subject | English

Time Allotment | 2 x 40 minutes

Text Types | Transactional; asking for and giving information related to actions/functions of people, animals, and things in order to identify, criticize or praise them

❖ Learning Objectives

Through scientific and discovery learning, after following the learning activities, the students are able to;

- Use simple present tense (verbal and non verbal).
- Write simple present tense (verbal and non verbal) in sentences.

❖ Learning Activities

Pre Activities (10)

- Ask the Ss to have a pray. السَّلَامُ عَلَيْكُمْ وَرَحْمَةُ اللَّهِ وَبَرَكَاتُهُ
- Greet the students "Good morning and How are you?"
- Checking students' attendance.
- Apperception; (depending on the situation of the class)
- Motivation; Telling the material, learning objectives, learning activities, attitude and quiz or task.

Whilst Activities (60)

- Work in groups.
- Look at the conversation in an English class. (p. 146-147)
- Listen carefully to our teacher reading the conversation.
- Repeat the conversation after the teacher, sentence by sentence.
- Play the roles of the speakers in the conversation.
- Write what is said about the people, things, plants, and animals in the conversation. Worksheet (p. 147)
- Study the example carefully.
- Copy the table in our notebooks.
- Discuss the right information to complete the table.
- Complete the table based on the result of our discussion.
- Present our work to the class.

Post Activities (10)

- To ask the students' difficulties in learning activities.
- To summarize the learning materials.
- To give students some tasks of using expressions in the real situation.
- To give students quiz.
- To inform the next lesson.

❖ Evaluation (Assessment of/for/as Learning)

Attitude	Knowledge	Skill
Observe the students' behavior during the learning activities.	-	Working Portfolio/Documantary Portfolio/Show Portfolio

Approved by:
Headmaster

Makassar,

2020

English Teacher

Akhmadi, S.Pd.I.
9758765667130132

Drs. Basri

196612311989111016

Notes :

LESSON / ACTION PLAN

School | SMP Negeri 42 Makassar

Class / Semester | VII / Ganjil

Subject | English

Time Allotment | 2 x 40 minutes

Text Types | Transactional; asking for and giving information related to functions of things in order to identify, criticize or praise them

❖ Learning Objectives

Through scientific and discovery learning, after following the learning activities, the students are able to;

- Use simple present tense (verbal or non verbal).
- Write simple present tense (verbal or non verbal) in sentences.

❖ Learning Activities

Pre Activities (10)

- Ask the Ss to have a pray. السَّلَامُ عَلَيْكُمْ وَرَحْمَةُ اللَّهِ وَبَرَكَاتُهُ
- Greet the students **"Good morning and How are you?"**
- Checking students' attendance.
- Apperception; (depending on the situation of the class)
- Motivation; Telling the material, learning objectives, learning activities, attitude and quiz or task.

Whilst Activities (60)

- Work in groups.
- We'll write the names of the things in our house and what we use them for. Worksheet (p. 148)
- Study the example carefully.
- Copy the table in our notebooks.
- Go to the home of one our member.
- Observe the things there and observe what they are for.
- Complete the table based on the result of our discussion.
- Report our work to the class.

Post Activities (10)

- To ask the students' difficulties in learning activities.
- To summarize the learning materials.
- To give students some tasks of using expressions in the real situation.
- To give students quiz.
- To inform the next lesson.

❖ Evaluation (Assessment of/for/as Learning)

Attitude	Knowledge	Skill
Observe the students' behavior during the learning activities.	-	Working Portfolio/Documantary Portfolio/Show Portfolio

Approved by:
Headmaster

Makassar,

2020

English Teacher



Ahmadi, S.Pd.I.
9758765667130132

Drs. Basri
196612311989111016

Notes :