

# LESSON / ACTION PLAN

School | SMP Negeri 42 Makassar

Class / Semester | VII / Ganjil

Subject | English

Time Allotment | 2 x 40 minutes

Text Types | Functional; descriptive text: asking for and giving information about describing people

## ❖ Learning Objectives

Through scientific and discovery learning, after following the learning activities, the students are able to;

- Understand the social function.
- Compare the social function.
- Write the social function.

## ❖ Learning Activities

Pre Activities (10)
<ul style="list-style-type: none"> <li>• Ask the Ss to have a pray.</li> <li>• Greet the students "Good morning and How are you?"</li> <li>• Checking students' attendance.</li> <li>• Apperception; (depending on the situation of the class)</li> <li>• Motivation; Telling the material, learning objectives, learning activities, attitude and quiz or task.</li> </ul>
Whilst Activities (60)
<ul style="list-style-type: none"> <li>☑ Observe attentively the picture (My Elder Sister).</li> <li>☑ Teacher explains the social function of the text.</li> <li>☑ Work in groups.</li> <li>☑ Discuss the social function.</li> <li>☑ Write the social function; worksheet                         <ul style="list-style-type: none"> <li>- Purpose.</li> <li>- Topic.</li> <li>- Benefit.</li> </ul> </li> <li>☑ Present their work to the class.</li> </ul>
Post Activities (10)
<ul style="list-style-type: none"> <li>➤ To ask the students' difficulties in learning activities.</li> <li>➤ To summarize the learning materials.</li> <li>➤ To give students some tasks of using expressions in the real situation.</li> <li>➤ To give students quiz.</li> <li>➤ To inform the next lesson.</li> </ul>

## ❖ Evaluation (Assessment of/for/as Learning)

Attitude	Knowledge	Skill
Observe the students' behavior during the learning activities.	Read the text and choose the right answer a, b, c, or d. <ol style="list-style-type: none"> <li>1. What is the text written for?</li> <li>2. What is the text about?</li> <li>3. What can you learn from the person/character?</li> </ol>	Working Portfolio/Documentary Portfolio/Show Portfolio

Approved by:  
Headmaster

Drs. Basri  
196612311989111016

Makassar,

2020

English Teacher

Ahmad, S.Pd.I.  
9758765667130132

Notes :

# LESSON / ACTION PLAN

School | SMP Negeri 42 Makassar

Class / Semester | VII / Ganjil

Subject | English

Time Allotment | 2 x 40 minutes

Text Types | Functional; descriptive text: asking for and giving information about describing people

## ❖ Learning Objectives

Through scientific and discovery learning, after following the learning activities, the students are able to;

- Understand the generic structure.
- Compare the generic structure.
- Write the generic structure.

## ❖ Learning Activities

Pre Activities (10)
<ul style="list-style-type: none"> <li>• Ask the Ss to have a pray.</li> <li>• Greet the students <b>"Good morning and How are you?"</b></li> <li>• Checking students' attendance.</li> <li>• Apperception; (depending on the situation of the class)</li> <li>• Motivation; Telling the material, learning objectives, learning activities, attitude and quiz or task.</li> </ul>
Whilst Activities (60)
<ul style="list-style-type: none"> <li>☑ Observe attentively the text (My Elder Sister).</li> <li>☑ Teacher explains the generic structure of the text.</li> <li>☑ Work in groups.</li> <li>☑ Discuss the generic structure.</li> <li>☑ Write the generic structure; worksheet                             <ul style="list-style-type: none"> <li>- Identification; introduce a particular person, animal, or thing.</li> <li>- Description; describing physical appearance, quality, behaviour, etc.</li> </ul> </li> <li>☑ Present their work to the class.</li> </ul>
Post Activities (10)
<ul style="list-style-type: none"> <li>➤ To ask the students' difficulties in learning activities.</li> <li>➤ To summarize the learning materials.</li> <li>➤ To give students some tasks of using expressions in the real situation.</li> <li>➤ To give students quiz.</li> <li>➤ To inform the next lesson.</li> </ul>

## ❖ Evaluation (Assessment of/for/as Learning)

Attitude	Knowledge	Skill
Observe the students' behavior during the learning activities.	Identify the generic structure of the text.	Working Portfolio/Documentary Portfolio/Show Portfolio


Approved by:  
Headmaster

Drs. Basri  
196612311989111016

Makassar,

2020

English Teacher

  
Ahmadi, S.Pd.I.  
9758765667130132

Notes :

## LESSON / ACTION PLAN

School | SMP Negeri 42 Makassar

Class / Semester | VII / Ganjil

Subject | English

Time Allotment | 2 x 40 minutes

Text Types | Functional; descriptive text: asking for and giving information about describing people

### ❖ Learning Objectives

Through scientific and discovery learning, after following the learning activities, the students are able to;

- Understand the language features.
- Compare the language features.
- Write the language features.

### ❖ Learning Activities

Pre Activities (10)
<ul style="list-style-type: none"> <li>• Ask the Ss to have a pray. <span style="float: right;">السلام عليكم ورحمة الله وبركاته</span></li> <li>• Greet the students "Good morning and How are you?"</li> <li>• Checking students' attendance.</li> <li>• Apperception; (depending on the situation of the class)</li> <li>• Motivation; Telling the material, learning objectives, learning activities, attitude and quiz or task.</li> </ul>
Whilst Activities (60)
<ul style="list-style-type: none"> <li><input checked="" type="checkbox"/> Observe attentively the text (My Elder Sister).</li> <li><input checked="" type="checkbox"/> Teacher explains the language features of the text.</li> <li><input checked="" type="checkbox"/> Work in groups.</li> <li><input checked="" type="checkbox"/> Discuss the language features.</li> <li><input checked="" type="checkbox"/> Write the language features; worksheet                         <ul style="list-style-type: none"> <li>- Use simple present tense.</li> <li>- Use adjectives.</li> <li>- Use linking verbs (am, is, are, sounds, looks, etc)</li> </ul> </li> <li><input checked="" type="checkbox"/> Present their work to the class.</li> </ul>
Post Activities (10)
<ul style="list-style-type: none"> <li>➤ To ask the students' difficulties in learning activities.</li> <li>➤ To summarize the learning materials.</li> <li>➤ To give students some tasks of using expressions in the real situation.</li> <li>➤ To give students quiz.</li> <li>➤ To inform the next lesson.</li> </ul>

### ❖ Evaluation (Assessment of/for/as Learning)

Attitude	Knowledge	Skill
Observe the students' behavior during the learning activities.	Identify the language features of the text.	Working Portfolio/Documentary Portfolio/Show Portfolio


Approved by:  
Headmaster

Drs. Basri  
196612311989111016

Makassar,

2020

English Teacher

  
Ahmadi, S.Pd.I.  
9758765667130132

Notes :

# LESSON / ACTION PLAN

School | SMP Negeri 42 Makassar

Class / Semester | VII / Ganjil

Subject | English

Time Allotment | 2 x 40 minutes

Text Types | Functional; descriptive text: asking for and giving information about describing people

## ❖ Learning Objectives

Through scientific and discovery learning, after following the learning activities, the students are able to;

- Understand the descriptive text.
- Arrange the jumble sentences of the descriptive text.

## ❖ Learning Activities

Pre Activities (10)
<ul style="list-style-type: none"> <li>• Ask the Ss to have a pray.</li> <li>• Greet the students "Good morning and How are you?"</li> <li>• Checking students' attendance.</li> <li>• Apperception; (depending on the situation of the class)</li> <li>• Motivation; Telling the material, learning objectives, learning activities, attitude and quiz or task.</li> </ul>
Whilst Activities (60)
<ul style="list-style-type: none"> <li>☑ Work in groups.</li> <li>☑ Define and compare the social functions, the generic structures, and the language features of the text, by;                             <ul style="list-style-type: none"> <li>- Arranging the jumble sentences.</li> <li>- Discussing the social functions, the generic structures, and the language features of the text.</li> <li>- Presenting the result of the group discussion to other group member through a window shopping activity.</li> </ul> </li> </ul>
Post Activities (10)
<ul style="list-style-type: none"> <li>➢ To ask the students' difficulties in learning activities.</li> <li>➢ To summarize the learning materials.</li> <li>➢ To give students some tasks of using expressions in the real situation.</li> <li>➢ To give students quiz.</li> <li>➢ To inform the next lesson.</li> </ul>

## ❖ Evaluation (Assessment of/for/as Learning)

Attitude	Knowledge	Skill
Observe the students' behavior during the learning activities.	Read the text and choose the right answer a, b, c, or d.	Working Portfolio/Documentary Portfolio/Show Portfolio


Approved by:  
Headmaster

Drs. Basri  
196612311989111016

Makassar,

2020

English Teacher

  
Ahmadi, S.Pd.I.  
9758765667130132

Notes :