

LESSON / ACTION PLAN

School | SMP Negeri 42 Makassar

Class / Semester | VII / Ganjil

Subject | English

Time Allotment | 2 x 40 minutes

Text Types | Functional; descriptive text: asking for and giving information about describing thing

❖ Learning Objectives

Through scientific and discovery learning, after following the learning activities, the students are able to;

- Understand the social function.
- Compare the social function.
- Write the social function.

❖ Learning Activities

Pre Activities (10)

- Ask the Ss to have a pray. السَّلَامُ عَلَيْكُمْ وَرَحْمَةُ اللَّهِ وَبَرَكَاتُهُ
- Greet the students **"Good morning and How are you?"**
- Checking students' attendance.
- Apperception; (depending on the situation of the class)
- Motivation; Telling the material, learning objectives, learning activities, attitude and quiz or task.

Whilst Activities (60)

- Observe attentively the picture (Toba Lake).
- Teacher explains the social function of the text.
- Work in groups.
- Discuss the social function.
- Write the social function; worksheet
 - Purpose.
 - Topic.
 - Benefit.
- Present their work to the class.

Post Activities (10)

- To ask the students' difficulties in learning activities.
- To summarize the learning materials.
- To give students some tasks of using expressions in the real situation.
- To give students quiz.
- To inform the next lesson.

❖ Evaluation (Assessment of/for/as Learning)

Attitude	Knowledge	Skill
Observe the students' behavior during the learning activities.	Read the text and choose the right answer <i>a, b, c, or d.</i> 1. What is the text written for? 2. What is the text about? 3. What can you learn from the person/character?	<i>Working Portfolio/Documantary Portfolio/Show Portfolio</i>


Approved by:
Headmaster

Drs. Basri
196612311989111016

Makassar,

2020

English Teacher


Ahmadi, S.Pd.I.
9758765667130132

Notes :

LESSON / ACTION PLAN

School | SMP Negeri 42 Makassar

Class / Semester | VII / Ganjil

Subject | English

Time Allotment | 2 x 40 minutes

Text Types | Functional; descriptive text: asking for and giving information about describing thing

❖ Learning Objectives

Through scientific and discovery learning, after following the learning activities, the students are able to;

- Understand the generic structure.
- Compare the generic structure.
- Write the generic structure.

❖ Learning Activities

Pre Activities (10)

- Ask the Ss to have a pray. السَّلَامُ عَلَيْكُمْ وَرَحْمَةُ اللَّهِ وَبَرَكَاتُهُ
- Greet the students **"Good morning and How are you?"**
- Checking students' attendance.
- Apperception; (depending on the situation of the class)
- Motivation; Telling the material, learning objectives, learning activities, attitude and quiz or task.

Whilst Activities (60)

- Observe attentively the text (Toba Lake).
- Teacher explains the generic structure of the text.
- Work in groups.
- Discuss the generic structure.
- Write the generic structure; worksheet
 - Identification; introduce a particular person, animal, or thing.
 - Description; describing physical appearance, quality, behaviour, etc.
- Present their work to the class.

Post Activities (10)

- To ask the students' difficulties in learning activities.
- To summarize the learning materials.
- To give students some tasks of using expressions in the real situation.
- To give students quiz.
- To inform the next lesson.

❖ Evaluation (Assessment of/for/as Learning)

Attitude	Knowledge	Skill
Observe the students' behavior during the learning activities.	Identify the generic structure of the text.	Working Portfolio/Documantary Portfolio/Show Portfolio


Approved by:
Headmaster

Drs. Basri
196612311989111016

Makassar,

2020

English Teacher


Ahmadi, S.Pd.I.
9758765667130132

Notes :

LESSON / ACTION PLAN

School | SMP Negeri 42 Makassar

Class / Semester | VII / Ganjil

Subject | English

Time Allotment | 2 x 40 minutes

Text Types | Functional; descriptive text: asking for and giving information about describing thing

❖ Learning Objectives

Through scientific and discovery learning, after following the learning activities, the students are able to;

- Understand the language features.
- Compare the language features.
- Write the language features.

❖ Learning Activities

Pre Activities (10)

- Ask the Ss to have a pray. السَّلَامُ عَلَيْكُمْ وَرَحْمَةُ اللَّهِ وَبَرَكَاتُهُ
- Greet the students "Good morning and How are you?"
- Checking students' attendance.
- Apperception; (depending on the situation of the class)
- Motivation; Telling the material, learning objectives, learning activities, attitude and quiz or task.

Whilst Activities (60)

- Observe attentively the text (Toba Lake).
- Teacher explains the language features of the text.
- Work in groups.
- Discuss the language features.
- Write the language features; worksheet
 - Use simple present tense.
 - Use adjectives.
 - Use linking verbs (am, is, are, sounds, looks, etc)
- Present their work to the class.

Post Activities (10)

- To ask the students' difficulties in learning activities.
- To summarize the learning materials.
- To give students some tasks of using expressions in the real situation.
- To give students quiz.
- To inform the next lesson.

❖ Evaluation (Assessment of/for/as Learning)

Attitude	Knowledge	Skill
Observe the students' behavior during the learning activities.	Identify the language features of the text.	Working Portfolio/Documentary Portfolio/Show Portfolio


Approved by:
Headmaster

Drs. Basri
196612311989111016

Makassar,

2020

English Teacher


Ashmadi, S.Pd.I.
9758765667130132

Notes :

LESSON / ACTION PLAN

School | SMP Negeri 42 Makassar

Class / Semester | VII / Ganjil

Subject | English

Time Allotment | 2 x 40 minutes

Text Types | Functional; descriptive text: asking for and giving information about describing thing

❖ Learning Objectives

Through scientific and discovery learning, after following the learning activities, the students are able to;

- Understand the descriptive text.
- Arrange the jumble sentences of the descriptive text.

❖ Learning Activities

Pre Activities (10)

- Ask the Ss to have a pray.
- Greet the students **"Good morning and How are you?"**
- Checking students' attendance.
- Apperception; (depending on the situation of the class)
- Motivation; Telling the material, learning objectives, learning activities, attitude and quiz or task.

السَّلَامُ عَلَيْكُمْ وَرَحْمَةُ اللَّهِ وَبَرَكَاتُهُ

Whilst Activities (60)

- ☑ Work in groups.
- ☑ Define and compare the social functions, the generic structures, and the language features of the text, by;
 - Arranging the jumble sentences.
 - Discussing the sosial functions, the generic structures, and the language features of the text.
 - Presenting the result of the group discussion to other group member through a window shopping activity.

Post Activities (10)

- To ask the students' difficulties in learning activities.
- To summarize the learning materials.
- To give students some tasks of using expressions in the real situation.
- To give students quiz.
- To inform the next lesson.

❖ Evaluation (Assessment of/for/as Learning)

Attitude	Knowledge	Skill
Observe the students' behavior during the learning activities.	Read the text and choose the right answer a, b, c, or d.	Working Portfolio/Documantary Portfolio/Show Portfolio

Approved by:
Headmaster

Makassar,

2020

English Teacher

Akhmadi, S.Pd.I.
9758765667130132

Drs. Basri

196612311989111016

Notes :