

LESSON / ACTION PLAN

School | SMP Negeri 42 Makassar

Class / Semester | VII / Ganjil

Subject | English

Time Allotment | 2 x 40 minutes


Text Types | Functional; descriptive text: asking for and giving information about describing people, animals, and things

❖ Learning Objectives

Through scientific and discovery learning, after following the learning activities, the students are able to;

- Arrange the descriptive texts (fill in the blanks).

❖ Learning Activities

Pre Activites (10)
<div style="display: flex; justify-content: space-between; align-items: center;"> <ul style="list-style-type: none"> Ask the Ss to have a pray. Greet the students "Good morning and How are you?" Checking students' attendance. Apperception; (depending on the situation of the class) Motivation; Telling the material, learning objectives, learning activities, attitude and quiz or task. <div style="text-align: right; font-size: 1.2em;">  </div> </div>
Whilst Activities (60)
<ul style="list-style-type: none"> <input checked="" type="checkbox"/> Work in groups. <input checked="" type="checkbox"/> Look at the conversations. (p. 150-153) <input checked="" type="checkbox"/> Listen carefully and repeat the conversations after the teacher, sentence by sentence. <input checked="" type="checkbox"/> Play the roles of the speakers in the conversations. <input checked="" type="checkbox"/> Complete the description. Worksheet (p. 154) <ul style="list-style-type: none"> - Study the example carefully. - Copy and handwrite the example in our notebooks. - Discuss to fill the blanks spaces with the right words from the conversations. - Handwrite the the complete descriptions on a piece of paper. - Present our work to the class. <input checked="" type="checkbox"/> Collect our work to the teacher.
Post Activities (10)
<ul style="list-style-type: none"> ➤ To ask the students' difficulties in learning activities. ➤ To summarize the learning materials. ➤ To give students some tasks of using expressions in the real situation. ➤ To give students quiz. ➤ To inform the next lesson.

❖ Evaluation (Assessment of/for/as Learning)

Attitude	Knowledge	Skill
Observe the students' behavior during the learning activities.	-	Working Portfolio/Documantary Portfolio/Show Portfolio

Approved by:
Headmaster

Makassar,

2020

English Teacher



Ahmadi, S.Pd.I.
9758765667130132

Drs. Basri

196612311989111016

Notes :

LESSON / ACTION PLAN

School | SMP Negeri 42 Makassar

Class / Semester | VII / Ganjil

Subject | English

Time Allotment | 2 x 40 minutes

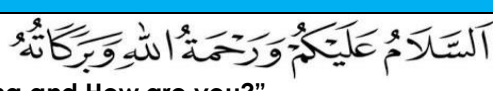
Text Types | Functional; descriptive text: asking for and giving information about describing people

❖ Learning Objectives

Through scientific and discovery learning, after following the learning activities, the students are able to;

- Arrange the descriptive texts (put the right punctuation marks).

❖ Learning Activities

Pre Activities (10)
<div style="display: flex; justify-content: space-between; align-items: center;"> <ul style="list-style-type: none"> Ask the Ss to have a pray. Greet the students "Good morning and How are you?" Checking students' attendance. Apperception; (depending on the situation of the class) Motivation; Telling the material, learning objectives, learning activities, attitude and quiz or task. <div style="text-align: right; font-size: 1.2em;">  </div> </div>
Whilst Activities (60)
<ul style="list-style-type: none"> <input checked="" type="checkbox"/> Work in groups. <input checked="" type="checkbox"/> Look at the conversations. (p. 156-158) <input checked="" type="checkbox"/> Listen carefully and repeat the conversations after the teacher, sentence by sentence. <input checked="" type="checkbox"/> Play the roles of the speakers in the conversations. <input checked="" type="checkbox"/> Put the right punctuation marks. Worksheet (p. 159) <ul style="list-style-type: none"> - Read each text carefully in order to identify the sentences in the texts. - Rewrite and punctuate the texts in our notebooks. - Read the text sentences in the text to each other to check if they are meaningful. - Write the final form of the texts on a piece of paper. - Present our work to the class. <input checked="" type="checkbox"/> Collect our work to the teacher.
Post Activities (10)
<ul style="list-style-type: none"> ➤ To ask the students' difficulties in learning activities. ➤ To summarize the learning materials. ➤ To give students some tasks of using expressions in the real situation. ➤ To give students quiz. ➤ To inform the next lesson.

❖ Evaluation (Assessment of/for/as Learning)

Attitude	Knowledge	Skill
Observe the students' behavior during the learning activities.	-	Working Portfolio/Documantary Portfolio/Show Portfolio


Approved by:
Headmaster

Drs. Basri
196612311989111016

Makassar,

2020

English Teacher


 Ahmadi, S.Pd.I.
 9758765667130132

Notes :

LESSON / ACTION PLAN

School | SMP Negeri 42 Makassar

Class / Semester | VII / Ganjil

Subject | English

Time Allotment | 2 x 40 minutes

Text Types | Functional; descriptive text: asking for and giving information about describing people

❖ Learning Objectives

Through scientific and discovery learning, after following the learning activities, the students are able to;

- Arrange the descriptive texts (list the states and activities of a person)

❖ Learning Activities

Pre Activities (10)

- Ask the Ss to have a pray. السَّلَامُ عَلَيْكُمْ وَرَحْمَةُ اللَّهِ وَبَرَكَاتُهُ
- Greet the students **"Good morning and How are you?"**
- Checking students' attendance.
- Apperception; (depending on the situation of the class)
- Motivation; Telling the material, learning objectives, learning activities, attitude and quiz or task.

Whilst Activities (60)

- Work in groups.
- Look at the texts. (p. 160)
- Listen carefully and repeat the descriptions after the teacher, sentence by sentence.
- Play the roles of the speakers in the texts.
- List the states and activities of a person stated by each speakers to make a good description about him or her. Worksheet (p. 162)
 - Study the example carefully.
 - Copy and handwrite it in our notebooks.
 - Discuss to list the states and activities of a person stated by each speaker to make a good description about him or her.
 - Handwrite the task on a piece of paper.
 - Present our work to the class.
- Collect our work to the teacher.

Post Activities (10)

- To ask the students' difficulties in learning activities.
- To summarize the learning materials.
- To give students some tasks of using expressions in the real situation.
- To give students quiz.
- To inform the next lesson.

❖ Evaluation (Assessment of/for/as Learning)

Attitude	Knowledge	Skill
Observe the students' behavior during the learning activities.	-	Working Portfolio/Documantary Portfolio/Show Portfolio

Approved by:
Headmaster

Makassar,

2020

English Teacher

Akhmadi, S.Pd.I.
9758765667130132

Drs. Basri

196612311989111016

Notes :

LESSON / ACTION PLAN

School | SMP Negeri 42 Makassar

Class / Semester | VII / Ganjil

Subject | English

Time Allotment | 2 x 40 minutes

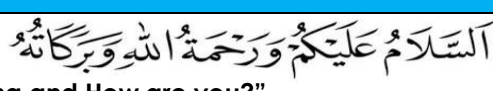
Text Types | Functional; descriptive text: asking for and giving information about describing people and things

❖ Learning Objectives

Through scientific and discovery learning, after following the learning activities, the students are able to;

- Arrange the descriptive texts (list what the speaker likes or does not like).

❖ Learning Activities

Pre Activities (10)
<div style="display: flex; justify-content: space-between; align-items: center;"> <ul style="list-style-type: none"> Ask the Ss to have a pray. Greet the students "Good morning and How are you?" Checking students' attendance. Apperception; (depending on the situation of the class) Motivation; Telling the material, learning objectives, learning activities, attitude and quiz or task. <div style="text-align: right; font-size: 1.2em;">  </div> </div>
Whilst Activities (60)
<ul style="list-style-type: none"> <input checked="" type="checkbox"/> Work in groups. <input checked="" type="checkbox"/> Look at the texts. (p. 163) <input checked="" type="checkbox"/> Listen carefully and repeat the descriptions after the teacher, sentence by sentence. <input checked="" type="checkbox"/> Play the roles of the speakers in the texts. <input checked="" type="checkbox"/> List the states and activities of a person stated by each speakers likes or does not like. Use a table to do it. Worksheet (p. 165) <ul style="list-style-type: none"> - Study the example carefully. - Copy and handwrite it in our notebooks. - Discuss to list the states and activities of a person stated by each speaker likes or does not like. - Handwrite the task on a piece of paper. - Present our work to the class. <input checked="" type="checkbox"/> Collect our work to the teacher.
Post Activities (10)
<ul style="list-style-type: none"> ➤ To ask the students' difficulties in learning activities. ➤ To summarize the learning materials. ➤ To give students some tasks of using expressions in the real situation. ➤ To give students quiz. ➤ To inform the next lesson.

❖ Evaluation (Assessment of/for/as Learning)

Attitude	Knowledge	Skill
Observe the students' behavior during the learning activities.	-	Working Portfolio/Documantary Portfolio/Show Portfolio


Approved by:
Headmaster

Drs. Basri
196612311989111016

Makassar,

2020

English Teacher


Ahmadi, S.Pd.I.
9758765667130132

Notes :