

Rencana Pelaksanaan Pembelajaran (RPP)

Belajar Tatap Muka (BTM)

2nd Meeting

A. Identitas

Nama Sekolah	: SMPN 1 Kualasimpang
Mata Pelajaran	: Bahasa Inggris
Kelas/Semester	: IX/ 1
Tema	: Narrative Text
Sub Tema	: Folktale
Alokasi waktu	: 2 x 45 menit

B. Kompetensi Dasar :

- 3.3 Membandingkan fungsi sosial, struktur teks dan unsur kebahasaan beberapa teks naratif lisan dan tulis dengan memberi dan meminta informasi terkait *fairy tales*, pendek dan sederhana, sesuai dengan konteks penggunaannya
- 4.3 Menangkap makna secara kontekstual terkait fungsi sosial, struktur teks, dan unsur kebahasaan teks naratif, lisan dan tulis, sangat pendek dan sederhana, terkait *fairy tales* memperhatikan fungsi sosial, struktur teks dan unsur kebahasaan yang benar dan sesuai konteks

B. Tujuan Pembelajaran

- 3.3.1 Menjelaskan (C2) fungsi sosial, struktur teks, dan unsur kebahasaan dari teks naratif lisan dan tulis berbentuk cerita rakyat sesuai dengan konteks penggunaannya.
- 3.3.2 Menyusun (C3) teks naratif pendek dan sederhana, dengan memperhatikan fungsi sosial, struktur teks, dan unsur kebahasaan yang benar dan sesuai konteks secara lisan dan tulis.
- 4.3.2 Menangkap makna (P3) teks naratif berbentuk cerita rakyat pendek dan sederhana

C. Model Pembelajaran : Make A Match

D. Langkah – langkah Pembelajaran

- *Pendahuluan* :

Melakukan 4 kegiatan awal meliputi orientasi, apersepsi dan motivasi.

Orientasi

- ❖ Melakukan pembukaan dengan salam pembuka dan berdoa untuk memulai pembelajaran (PPK: Religius)

- ❖ Memeriksa kehadiran peserta didik sebagai sikap disiplin
- ❖ Menyiapkan fisik dan psikis peserta didik dalam mengawali kegiatan pembelajaran.

Apersepsi

- ❖ Mengaitkan materi/*tema/kegiatan* pembelajaran yang akan dilakukan dengan pengalaman peserta didik dengan materi/*tema/kegiatan* sebelumnya, yaitu : Simple Past Tense
- ❖ Mengingatkan kembali materi prasyarat dengan bertanya.
- ❖ Mengajukan pertanyaan yang ada keterkaitannya dengan pelajaran yang akan dilakukan.

Motivasi

- ❖ Memberikan gambaran tentang manfaat mempelajari pelajaran yang akan dipelajari.
- ❖ Apabila materi tema/projek ini kerjakan dengan baik dan sungguh-sungguh ini dikuasai dengan baik, maka peserta didik diharapkan dapat menjelaskan tentang: *Narrative text*
- ❖ Menyampaikan tujuan pembelajaran pada pertemuan yang berlangsung
- ❖ Mengajukan pertanyaan.

- **Inti :**

- **BTM** (Belajar tatap Muka)

1. Kegiatan Inti:

Sintak Model Pembelajaran	Kegiatan Pembelajaran	
	Aktifitas Guru	Aktifitas Peserta didik
<i>Stimulation</i> (memberi stimulus)	<ul style="list-style-type: none"> - Guru menayangkan gambar2 yang berhubungan dengan materi yg akan diajarkan. - Guru meminta peserta didik menyebutkan pertanyaan terkait gambar - Guru mengajak Peserta didik melakukan tanya jawab tentang: “what do you think about these pictures?” “who is he/she?” 	<p>Mengamati Peserta didik mengamati gambar</p> <p>Menanya Peserta didik memberikan pertanyaan dan menjawab pertanyaan (Kritis)</p>
<i>Problem Statement</i> (mengidentifikasi masalah)	<ul style="list-style-type: none"> - Guru menyampaikan informasi tentang pengertian teks naratif - Guru menyampaikan generic structure teks naratif. - Guru meminta peserta didik mengidentifikasi gambar-gambar untuk disusun sesuai urutan kejadian. 	<ul style="list-style-type: none"> - Satu persatu siswa maju untuk mengidentifikasi gambar-gambar untuk disusun sesuai urutan kejadian (Kritis)
<i>Data Collecting</i> (mengumpulkan data)	<ul style="list-style-type: none"> - Siswa diminta untuk mengamati kembali gambar yg diberikan oleh guru sebelumnya - Setiap siswa mendapatkan sebuah kartu yang bertuliskan kalimat/soal/jawaban. - Tiap siswa memikirkan kalimat/jawaban/soal dari kartu yang dipegang - Dengan bimbingan dan arahan dari guru, siswa mempertanyakan tentang kata-kata yang sulit dan struktur teks naratif. - Dengan bimbingan guru siswa diminta mencari pasangan gambar/soal/jawaban dari kartu yang diacak . 	<p>Mengumpulkan data Peserta didik secara berkelompok mengumpulkan data untuk mengerjakan LKPD (Kolaboratif dan Kritis)</p>
<i>Data Processing</i> (mengolah data)	<ul style="list-style-type: none"> - Guru memfasilitasi peserta didik mengolah data tentang informasi yang diperoleh dari buku sumber - Melalui diskusi kelas, siswa menyusun (C3) teks 	<p>Mengasosiasi Peserta didik Mengolah informasi yang diperoleh (Kreatif dan Kritis)</p>

	<p>naratif /gambar acak dengan memperhatikan fungsi sosial, struktur teks, dan unsur kebahasaan yang benar dan sesuai konteks secara lisan (LKPD1)</p> <ul style="list-style-type: none"> - Siswa mendiskusikan sebuah teks naratif yang acak (menentukan dan mengurutkan) menjadi teks naratif yang benar dan runtut (LKPD 2) - Mengidentifikasi struktur teks dan unsur kebahasaan pada teks naratif berbentuk cerita rakyat Sangkuriang sesuai dengan konteks penggunaannya. 	
<i>Verification</i> (memverifikasi)	<ul style="list-style-type: none"> - Dengan difasilitasi guru, siswa diminta saling membandingkan, menganalisis dan mengomentari hasil kerja kelompok lain. - Guru memberi penguatan terhadap hasil kerja siswa. (Pujian dan penghargaan) dan memberikan penilaian terhadap hasil unjuk kerja siswa. 	Peserta didik membandingkan hasil diskusinya
<i>Generalization</i> (menyimpulkan)	<p>Sintak 5: Evaluating</p> <ul style="list-style-type: none"> • Perwakilan dari tiap kelompok membaca hasil kerjanya • Siswa memperhatikan dan mengoreksi susunan menjadi teks naratif yang benar • Guru melakukan penilaian terhadap hasil kerja siswa yang telah dikerjakan. • Guru memberikan feedback atas kesimpulan ttg materi hari ini. 	<p>Mengkomunikasi</p> <ul style="list-style-type: none"> • Peserta didik menyampaikan kesimpulan hasil diskusi meliputi tentang fungsi sosial, struktur teks dan unsur kebahasaan yang diperoleh dari teks prosedur lisan (Komunikatif)

➤ Penutup

Pesertadidik :

- Membuat resume dengan bimbingan guru tentang point-point penting yang muncul dalam kegiatan pembelajaran yang baru di lakukan.
- Mengagendakan pekerjaan rumah.
- Mengagendakan materi yang harus dipelajari pada pertemuan berikutnya di luar jam sekolahatadirumah.

Guru :

- Memeriksa pekerjaan siswa yang selesai langsung diperiksa. Peserta didik yang selesai mengerjakan soal dengan benar diberi paraf serta di beri nomor urut peringkat, untuk penilaian portofolio.
- Memberikan penghargaan kepada kelompok yang memiliki kinerja dan kerja sama yang baik

PENILAIAN PEMBELAJARAN

1. Penilaian Sikap : Observasi Sikap Spritual dan Sosial (terlampir)

2. Penilaian Pengetahuan: Teknik: Tes Tertulis, Bentuk: Tes tertulis Isian (terlampir)

3. Penilaian Keterampilan: Produk : Menyusun teks naratif acak dengan menggunakan gambar /illustrated story (terlampir)

Mengetahui,
Kepala SMP Negeri 1 Kualasimpang

Kualasimpang, 12 Juli 2021
Guru Mata Pelajaran

Rahmad Rahman, S.Pd.I
NIP. 19700606 199412 1 001

Farida Ariani, S.Pd
NIP. 19810505 200604 2 037

Lampiran

A. Penilaian

1. Penilaian Sikap : Observasi Sikap Spritual dan Sosial

Jurnal Perkembangan Sikap Spritual dan Sosial oleh Pendidik

Kelas/Semester :
Tahun Pelajaran :
Mata Pelajaran :
Nama Guru :






No	Waktu	Nama Peserta didik	Catatan prilaku	Butir Sikap	Tanda Tangan	Tindak Lanjut






2. Penilaian Pengetahuan: Teknik: Tes Tertulis, (terlampir)
Bentuk: Tes tertulis Isian

LKPD 1

Work in groups

Observe these pictures and arrange them into a good story about "Sangkuriang"
Match the pictures with the sentences!

1		<p>Once upon a time in West Java, Indonesia, lived a princess named Dayang Sumbi</p> <p>She was beautiful and kind-hearted. Her hobby was weaving cloth. But sometimes she could be very lazy.</p>
2		<p>Sangkuriang was angry. He kicked the boat. Then the boat turned upside down. It, later, became Mounth Tangkuban Perahu.</p>
3		<p>One day her weaving tool fell but she was too lazy to get it herself. She shouted out, "Can anybody help me get my tool? If you are a female, I will take you as my sister. If you are a male, I will marry you!"</p>
4		<p>So she had marry Tumang and leave her father. Then they lived in a small village. Several months later they had a son. His name was Sangkuriang.</p>
5		<p>Suddenly a male dog, its name was Tumang came. He brought her the falling tool.</p>

6		<p>But after several days in the wood Sangkuriang could not find any deer. He did not want to disappoint her mother so he killed Tumang. He did not know that Tumang was his father.</p>
7		<p>Then she just shouted out loudly. Anybody there! Bring me my tool. I will give you special present. If you are female. I will consider you as my sister if you are male, I will marry you!</p>
8		<p>He wished that they marry soon. So Dayang Sumbi gave very difficult condition. She asked Sangkuriang to build a lake and a boat in one night!</p>
9		<p>One day Dayang Sumbi wanted to have deer's heart so she asked Sangkuriang to hunt for a deer. Then Sangkuriang went to the wood with his arrow and his faithful dog Tumang,</p>
10		<p>Meanwhile Dayang Sumbi kept watching on him. She was very worried when she knew this. So she made lights in the east. Then the spiritis thought that was already dawn. It was time for them to leave.</p>

11		<p>One day Sangkuriang went back to his village. He was big and strong There he met a beautiful young woman He fell in love with her at the first sight</p>
12		<p>With the help of genie and spiritis, Sangkuriang tired to build them. By midnight he had completed the lake</p>

RUBRIK PENILAIAN UNJUK KERJA (PENUGASAN)

Kriteria penilaian :

1. Ketepatan waktu
2. Kesesuaian antara gambar dan kalimat

1 jawaban benar = score 8,33

Total score = 100

LKPD 2

Identify the generic structure of the text above!

No	Generic Structure	Paragraph/Sentences
1	Orientation	
2	Problems/Complications	
3	Resolution	
4	Re-Orientation	

Rubrik Penilaian		
No	Komponen	Skor
1	Kebenaran Konsep	Skor 25 jika seluruh konsep bidang studi pada laporan benar Skor 15 jika sebagian konsep bidang studi pada laporan benar Skor 5 jika semua konsep bidang studi pada laporan salah
2	Kelengkapan gagasan	Skor 25 jika kelengkapan gagasan sesuai konsep Skor 15 jika kelengkapan gagasan kurang sesuai konsep Skor 5 jika kelengkapan gagasan tidak sesuai konsep
3	Sistematika	Skor 25 jika sistematika laporan sesuai aturan yang disepakati Skor 15 jika sistematika laporan kurang sesuai aturan yang disepakati Skor 5 jika sistematika laporan tidak sesuai aturan yang disepakati
4	Tatabahasa	Skor 25 jika tatabahasa laporan sesuai aturan Skor 15 jika tatabahasa laporan kurang sesuai aturan Skor 5 jika tatabahasa laporan tidak sesuai aturan

Keterangan:

Skor maksimal = jumlah komponen yang dinilai x 25 = 4 x 25 = 100

$$\text{Nilai portofolio} = \text{Nilai} = \frac{\text{Jumlah Skor}}{\text{Skor Maksimal}} \times 4$$

LKPD 3

Answer the following questions based on the text!

Once upon a time in west java, lived a writer king who had a beautiful daughter. Her name was Dayang Sumbi. She liked weaving very much. Once she was weaving cloth when one of her tools fell to the ground. She was very tired, at the same time she was too lazy to take it. Then she just shouted out loudly, "Anybody there! Bring me my tool. I will give you special present. If you are female. I will consider you as my sister if you are male, I will marry you!" Suddenly a male dog, its name was Tumang came. He brought her the falling tool. Dayang Sumbi was very surprised. She regretted her words but she could not deny it. So she had marry Tumang and leave her father. Then they lived in a small village.

Several months later they had a son. His name was Sangkuriang. He was a handsome and healthy boy. Sangkuriang liked hunting very much, especially deer. He often hunted to the wood using his arrow. When he went hunting. Tumang was always with him. One day Dayang Sumbi wanted to have deer's heart so she asked Sangkuriang to hunt for a deer. Then Sangkuriang when to the wood with his arrow and his faithful dog, Tumang. But afer several days in the wood Sangkuriang could not find any deer. Then where all disappeared. Sangkuriang was exhausted and desperate. He did not want to disappoint her mother so he killed Tumang. He did not know that Tumang was his father. Tumang's heart to her mother. But Dayang Sumbi knew that it was Tumang's heart. She was so angry that she could not control her emotion. She hit Sangkuriang at his head Sangkuriang was wounded. There was a scar in his head. She also repelled her son. Sangkuriang left her mother in sadness.

Many years passed and Sangkuriang became a strong young man. He wandered everywhere. One day he arrived at his own village but he did not realize it. There he met Dayang Sumbi. At the time Dayang Sumbi was given an eternal beauty by God so she stayed young forever. Both of them did know each other. So they fall in love and then they decided to marry. But then Dayang Sumbi recognized a scar on Sangkuriang's head. She knew that Sangkuriang was his son. It was impossible for them to marry. She told him but he did not believe her. He wished that they marry soon. So Dayang Sumbi gave very difficult condition. She asked Sangkuriang to build a lake and a boat in one night! She said she needed that for honeymoon. Sangkuriang agreed. With the help of genie and spiritis, Sangkuriang tired to build them. By midnight he had completed the lake by building a dam in Citarum river. Then he started making the boat. It was almost dawn when he almost finished it. Meanwhile Dayang Sumbi kept watching on him. She was very worried when she knew this. So she made lights in the east. Then the spiritis thought that was already dawn. It was time for them to leave. They left Sangkuriang alone. Without their help he could not finish the boat. Sangkuriang was angry. He kicked the boat. Then the boat turned upside down. It, later, became Mount Tangkuban Perahu. Which means an upside-down boat. From a distant the mount really looks like an upside down boat.

1. What is the story about?
 - A. West java's tales
 - B. Tumang a Dog husband
 - C. The legend of Tangkuban Perahu
 - D. Dayang Sumbi's rejection to marry Sangkuriang

2. According to the story, Tumang was....
 - A. actually a handsome prince
 - B. married to Dayang Sumbii
 - C. Sangkuriang pet dog
 - D. good at hunting deer

3. What did Dayang Sumbi look like?
 - A. She liked weaving clothers
 - B. She looked for the heart of a deer
 - C. She was beautiful
 - D. She was looking at her fallen tool

4. What made Dayang Sumbi stay young?
 - A. She set up conditions in doing things
 - B. She married a dog
 - C. She knew how to take care her body
 - D. God gave her an eternal beauty

5. Who are the main caracters in the story?
 - A. Dayang Sumbi and Sangkuriang
 - B. The king Dayang Sumbi, the dog and Sangkuriang
 - C. The king, Dayang Sumbi, the dog, Sangkuriang, the ganie, and the spiritis
 - D. The king, Dayang Sumbi, the dog, Sangkuriang, the mount, the boat, the genie, and the spiritis

6. What moral value can we learn from the story?
 - A. People must keep their words all the time
 - B. Do not make a promise to easily
 - C. Never be reluctant to do good things
 - D. We should not hate our descendants

7. "He brought her the falling tool". The underline word "He" refers to.....
 - A. Sangkuriang
 - B. Tumang
 - C. Dayang Sumbi
 - D. The king

8. "if you are male, I will marry you' (paragraph 2), the sentence mean that the one who helped Dayang Sumbi became her....
 - A. Husband
 - B. Maid
 - C. Boss
 - D. Son

9. The complication starts when....
 - A. Sangkuriang arrived at his own village
 - B. Dayang Sumbi asked Sangkuriang to find deer's heart

- C. Dayang Sumbi and Sangkuriang fell in love and decided to marry
 - D. Dayang Sumbi asked Sangkuriang to build a lake and a boat in one night
10. "Once upon a time, in west java, Indonesia lived a wise king who had beautiful daughter." (paragraph1). What is the function of the above sentence?
- A. A complication
 - B. An orientation
 - C. A reorientation
 - D. A resolution

Lampiran 2

RUBRIK PENILAIAN UNJUK KERJA (PENUGASAN)

1 jawaban benar = score 10

2 jawaban benar = 20

10 jawaban benar = 100

Remedial dan Pengayaan (dari hasil analisis ulangan harian)

1. Pengayaan

Pengayaan dilaksanakan sebagai tindak lanjut analisis hasil penilaian. Pengayaan dilakukan dengan cara peserta didik diminta untuk membuat tulisan tentang mengidentifikasi struktur teks dan unsur kebahasaan pada teks naratif, pengayaan juga dapat dilakukan dengan cara peserta didik dapat membaca buku teks lain atau browsing internet terkait dengan materi.

2. Remedial

Tindak lanjut bagi peserta didik yang belum mencapai kkm adalah diberikan program remedial. Program remedial dapat dilakukan pada pengetahuan, keterampilan atau pun penilaian sikap. Kegiatan untuk program remedial dapat melibatkan beberapa pihak baik guru bimbingan konseling, wali kelas, ataupun orang tua/wali.

Langkah - langkah yang dilakukan pada program remedial adalah sebagai berikut.

- a. Identifikasi permasalahan pembelajaran
- b. Perencanaan program remedial
- c. Pelaksanaan program remedial
- d. Penilaian autentik

