



PERANGKAT PEMBELAJARAN BAHASA INGGRIS



ENDANG ROHMATULLAH, S.Pd



**KELAS
12**

**TAHUN PELAJARAN 2021/2022
SMA NEGERI 11 KAB. TANGERANG**



PEMERINTAH PROVINSI BANTEN
DINAS PENDIDIKAN DAN KEBUDAYAAN
UNIT PELAKSANA TEKNIS
SMAN 11 KABUPATEN TANGERANG



Jl. Raya K.H. Hasyim Ashari Km. 1 Sepatan (15520) Kab. Tangerang Prov. Banten
 Telp. 021-59371391 Web. : www.sman11kabtng.sch.id E-mail : sman11kab.tangerang@yahoo.co.id

RENCANA PELAKSANAAN PEMBELAJARAN
(RPP)

Sekolah : SMA NEGERI 11 KAB. TANGERANG
 Mata Pelajaran : Bahasa Inggris
 Kelas/Semester : XII/Ganjil
 Materi Pokok : **Teks Caption (Text Penyerta Gambar)**
 Alokasi Waktu : 2 Jam Pelajaran @45 Menit (Pertemuan 3)

A. Kompetensi Inti

- **KI-1 dan KI-2:** Menghayati dan mengamalkan ajaran agama yang dianutnya. **Menghayati dan mengamalkan** perilaku jujur, disiplin, santun, peduli (gotong royong, kerjasama, toleran, damai), bertanggung jawab, responsif, dan pro-aktif dalam berinteraksi secara efektif sesuai dengan perkembangan anak di lingkungan, keluarga, sekolah, masyarakat dan lingkungan alam sekitar, bangsa, negara, kawasan regional, dan kawasan internasional”.
- **KI 3:** Memahami, menerapkan, dan menganalisis pengetahuan faktual, konseptual, prosedural, dan metakognitif berdasarkan rasa ingin tahunya tentang ilmu pengetahuan, teknologi, seni, budaya, dan humaniora dengan wawasan kemanusiaan, kebangsaan, kenegaraan, dan peradaban terkait penyebab fenomena dan kejadian, serta menerapkan pengetahuan prosedural pada bidang kajian yang spesifik sesuai dengan bakat dan minatnya untuk memecahkan masalah
- **KI4:** Mengolah, menalar, dan menyaji dalam ranah konkret dan ranah abstrak terkait dengan pengembangan dari yang dipelajarinya di sekolah secara mandiri, bertindak secara efektif dan kreatif, serta mampu menggunakan metode sesuai kaidah keilmuan

B. Kompetensi Dasar dan Indikator Pencapaian Kompetensi

Kompetensi Dasar	Indikator Pencapaian Kompetensi
3.3 Membedakan fungsi sosial, struktur teks, dan unsur kebahasaan beberapa teks khusus dalam bentuk teks caption, dengan memberi dan meminta informasi terkait gambar /foto /tabel/grafik/ bagan, sesuai dengan konteks penggunaannya.	3.3.1. Menjelaskan unsur kebahasaan beberapa teks khusus dalam bentuk teks caption gambar/foto/tabel/grafik/bagan 3.3.2. Menggunakan unsur kebahasaan beberapa teks khusus dalam bentuk teks caption gambar/foto/tabel/grafik/bagan

C. Tujuan Pembelajaran

Setelah mengikuti proses pembelajaran, Peserta Didik diharapkan dapat:

- Menggunakan unsur kebahasaan yang terdapat dalam text captions secara baik dan benar.
- Menjelaskan unsur kebahasaan yang terdapat dalam text caption yang menunjukkan fakta dan realita dalam gambar sesuai dengan konteks penggunaannya.
- Penguatan dalam Pendidikan Karakter yang meliputi *Bekerja Sama, Jujur, Tanggung Jawab, dan Disiplin* Berdasarkan Project Based Learning yang mengedepankan TPACK yang baik dan bijak.

D. Materi Pembelajaran

- Fungsi sosial
Mendeskripsikan, mengomentari gambar, foto, tabel, grafik, bagan
- Struktur text
Dapat mencakup
 - Tindakan/peristiwa/ kegiatan
 - Orang/benda yang terlibat
 - Lingkup situasi
- Unsur kebahasaan
 - Adverb of Frequency untuk menandakan habitual actions dalam kegiatan sehari hari yang sering diulang untuk menyatakan simple present; always, every, often, normally, usually, sometimes, seldom, never.
 - Frasa verbal terkait gambar/foto/tabel/grafik dalam tense yang sesuai.
 - Ucapan, tekanan kata, intonasi, ejaan, tanda baca, dan tulisan tangan.
- Topik
Kegiatan, peristiwa, data, fakta aktual dari berbagai sumber yang dapat menumbuhkan perilaku yang termuat dalam KI

E. Metode Pembelajaran

- 1) Pendekatan : Saintifik Approach
- 2) Model Pembelajaran : Problem Based Learning (PBL)
- 3) Metode : Diskusi, Tanya Jawab, Penugasan

F. Media Pembelajaran

1. Media

- a. Pertemuan Synchronous dan Asynchronous dengan Google Meet (<https://meet.google.com/qsg-ryzf-ocv>)
- b. Asynchronous dengan Classroom
 1. As a student can join the link (<https://classroom.google.com/c/MzI5NDU5MzE5MDEy?cjc=hz76ldn>)
 2. As a Teacher (Inviting by E-Mail)
- c. Powerpoint Presentation (<https://s.id/mediaPembelajara3>)
- d. Video Pembelajaran (<https://s.id/VideoPembelajaranCaption>)

2. Alat/Bahan

- a. Laptop (PC), wireless Adapter, Android Device, Pen Tab
- b. Lembar Kerja Peserta Didik
- c. Instrumen Penilaian (Sikap, Pengetahuan, dan Keterampilan)

G. Sumber Belajar

- ❖ Buku Penunjang Kurikulum 2013 Mata Pelajaran Bahasa Inggris Kelas XII, Kemendikbud, Revisi Tahun 2016, Chapter 3 Page 31 or 40 (https://s.id/BSE_Ing_12).
- ❖ Oxford English Dictionary 7th Edition.
- ❖ Kahoot.it
- ❖ Google Form

H. Langkah-Langkah Pembelajaran

Pertemuan 2 (2 x 45 Menit)		
Kegiatan	Deskripsi Bagian	Alokasi Waktu
Pendahuluan	<ol style="list-style-type: none"> 1. Peserta Didik telah dipastikan bergabung di <i>Google Meet</i>. (Orientasi) - TPACK 2. Melalui <i>google meet</i> guru bersama Peserta Didik saling memberi dan menjawab salam serta menyampaikan kabarnya masing-masing. (Orientasi) 3. Guru mengingatkan agar Peserta Didik selalu menjaga kesehatan dan menerapkan protokol kesehatan. (Apersepsi) 4. Guru mengecek kehadiran Peserta didik dengan melihat jumlah <i>participants</i>. (Kedisiplinan) - TPACK 5. Peserta Didik ditugaskan untuk memimpin doa sebelum belajar dimulai. (Religiusitas). 6. Peserta Didik menyimak motivasi dari guru tentang capaian tujuan pembelajaran. (Communication) 	15 Menit
Inti	<ol style="list-style-type: none"> 7. Peserta didik dan Guru melakukan peregangan dan gerakan2 fisik untuk senam otak. 8. Peserta Didik menyimak penjelasan guru tentang semua kegiatan yang akan dilakukan dan tujuan kegiatan belajar serta motivasi yang disampaikan guru (4C-Comunication) 9. Peserta Didik bertanya jawab dengan guru berkaitan dengan materi sebelumnya (4C-Collaboration Saintifik - Menanya). 10. Peserta Didik menyimak penjelasan guru melalui media pembelajaran tayangan power point tentang Simple Present Tense (Saintifik-mengamati). 11. Peserta Didik bersama - sama dengan guru membuat kalimat simple present yang tepat berdasarkan gambar yang disediakan dari media power point (Communication, Collaboration, Creating – 4C) 12. Peserta Didik mengamati dan mengidentifikasi serta menuliskan contoh kalimat dan struktur kalimat dari simple present tense. (Communication-4C) 13. Peserta Didik diberi kesempatan bertanya bagi siswa yang masih merasa bingung dan kurang mengerti terkait materi. (Menanya) 14. Peserta Didik bersama Guru membahas materi yang telah dipelajari melalui Kahoot.it. (Collaboration and Communication) 	60 Menit

Pertemuan 2 (2 x 45 Menit)		
Kegiatan	Deskripsi Bagian	Alokasi Waktu
	15. Peserta Didik diberikan penguatan dengan memberikan jawaban yang seharusnya. (Clarification) 16. Siswa mengerjakan evaluasi untuk diambil penilaian. (Evaluation) 17. siswa menyerahkan evaluasi yang telah dikerjakan. (Communication)	
Penutup	18. Sebelum pelajaran ditutup guru meminta siswa melakukan refleksi kesimpulan kegiatan hari ini. Kegiatan refleksi berikut ini: ❖ Apa yang telah kamu pelajari hari ini? ❖ Apa yang paling kalian sukai dari pembelajaran hari ini? ❖ Apa yang belum kalian pahami pada pembelajaran hari ini? (Mengkomunikasikan) 19. Peserta Didik melakukan analisis kelebihan dan kekurangan kegiatan pembelajaran (Critical Thinking and Communication-4C) 20. Kegiatan belajar ditutup dengan doa. Doa dipimpin oleh siswa yang paling aktif dalam kegiatan pembelajaran. (religiusitas)	15 Menit

I. Penilaian Hasil Pembelajaran

Penilaian	Teknik Penilaian	Bentuk Penilaian	Instrumen Penilaian
Sikap	Utama/Penunjang	Observasi Guru	Terlampir
Pengetahuan	Tulis	Pilihan Ganda	Terlampir

J. Pengayaan

Bagi Peserta Didik yang telah mencapai target pembelajaran sebelum waktu yang telah dialokasikan berakhir, perlu diberikan kegiatan pengayaan.

Tangerang, 17 Juli 2021

Mengetahui,
Kepala SMAN 11 KAB. TANGERANG,

Guru Mata Pelajaran,



SUBAGIO, M.Pd
NIP. 19620714 198412 1003

ENDANG ROHMATULLAH, S.Pd
NIP/NUPTK. 6661763664200042

Catatan Kepala Sekolah

.....

.....

Lampiran 2 – Students Worksheet (LKPD)



Simple Present Tense Sentences

using simple verbs based on the picture.

favorites

plays

players

A public kahoot

Questions (10)

1 - Quiz

Choose the correct sentence

20 sec



She watchs TV.



She watches TV.



She is watch TV.



She watching TV.



2 - Quiz

Choose the correct sentence

20 sec



He go to school.



He is go to school.



He goes to school.



He going to school.



3 - Quiz

Choose the correct sentence

20 sec



- The boy is wear a sock. ✗
- The boy is a sock. ✗
- The boy wear a socks. ✗
- The boy wears a sock. ✓

4 - Quiz

Choose the correct sentence

20 sec



- I am speaks to the class. ✗
- I speaking to the class ✗
- I speak to the class. ✓
- I speaks to the class. ✗

5 - Quiz

Choose the correct sentence

20 sec



- He is brush his teeth. ✗
- He brushes his teeth. ✓
- He never brushes his teeth. ✗
- He brush his teeth. ✗

6 - Quiz

Choose the correct sentence



20 sec

- He is fish every Sunday ✗
- He fishs every Sunday ✗
- He fishes every Sunday ✓
- He fish every Sunday ✗

7 - Quiz

Choose the correct sentence



20 sec

- These children always play soccer ✓
- The children play tennis ✗
- The children plays soccer ✗
- The children are play soccer ✗

8 - Quiz

Choose the correct sentence



20 sec

- Tom sometimes catch Jerry ✗
- Tom often catch Jerry ✗
- Tom sometimes catches Jerry ✓
- Tom is catches Jerry ✗

6 - Quiz

Choose the correct sentence

20 sec

- She is listen to music ✗
- She never listens to music ✗
- She listens to music ✗
- She listens to music ✓

10 - Quiz

We use (*Simple present*) to talk about:

10 sec



- FUTURE ACTIONS ✗
- PAST ACTONS ✗
- ROUTINE AND HABITS ✓
- DREAM ✗

A. Choose the best answer by clicking the correct option for each questions!

Question for no. 1 – 5

Look at the Picture!



1. Who is the author of the text?
 - A. **C.S Lewis**
 - B. The beatles
 - C. Queen Elisabeth
 - D. I.r Soekarno
 - E. Donald Trump
2. What is the meaning of “dream”?
 - A. **Impian**
 - B. Mimpi
 - C. Lamunan
 - D. Angan-angan
 - E. Keinginan
3. What is the purpose of the text?
 - A. To make funny
 - B. To inform readers
 - C. To educate readers
 - D. To make surprised
 - E. **To motivate readers**
4. What is the meaning of “goal”?
 - A. **Tujuan**
 - B. Harapan
 - C. Keinginan
 - D. Cita-cita
 - E. Impian

5. Why does the caption text above use old man in the picture?
- To represents of the goal
 - To represents of the dream
 - To represents set the goal
 - To motivation that an old man can reach the dream
 - To inform that an old man can reach dream

Question for Number 6

Look at the Picture!



6. What is the purpose of the caption below?
- To inform the readers about media is just for adult
 - To inform the readers about the media does not allow people under the age of 15 to watch TV
 - To ensure the readers about the media might provide scene that are not appropriate for children to view
 - To explain the readers the viewers are asked to be more aware with their children when watching TV
 - To explain the readers the content of the media may be harmful for people under the age of 15

Look at the Picture!



7. What caption is relevant to the picture as well
- Due to the deserted situation, tons of carrots turned rotten
 - My rabbit is the only believer in health-carroty food
 - Marked deserted, tons of carrot unsold
 - Carrot price currently reached forty thousand rupiah per kg
 - The carroty carrots could be found in traditional market

Look at the Picture!

**My rabbit is the
only _____ in
health-carrotty food.**



8. The best word to complete the blank is
- A. Believer
 - B. Disbelief
 - C. Believes
 - D. Belief
 - E. Unbelievable
9. Mrs. Vita usually . . . glasses every day
- A. Wear
 - B. Wears
 - C. Is wearing
 - D. Wore
 - E. Has wearing
10. I . . . a bath every morning
- A. Take
 - B. Takes
 - C. Is taking
 - D. Took
 - E. Taken

Lampiran 1 – Instrumen Penilaian

A. Sikap

Teknik : Utama/Penunjang

Bentuk : Observasi

Penilaian observasi berdasarkan pengamatan sikap dan perilaku peserta didik sehari-hari, baik terkait dalam proses pembelajaran maupun secara umum. Pengamatan langsung dilakukan oleh guru. Berikut contoh instrumen penilaian sikap.

No	Nama Peserta Didik	Aspek Perilaku yang Dinilai				Jumlah Skor	Skor Sikap	Kode Nilai
		BS	JJ	TJ	DS			
1	ADEIA BENING SHAFIRA	75	75	80	75	305	76.25	B
2	AJENG NS							
3	ANGELIKA ROSSANA							
4	ANGGI PUTRI HANDANI							
5	ANNAZTHAZA AZZAHRA							
6	ARSHADA ADHANUN I							
7	DARAHTI WINANDA							
8	DESNA TRIAH AMALIAH							
9	ELIZA CAROLINE							
10	INGGIET PRATIWI							
11	IZHA IQLIMA AZZAHRA							
12	M FAQIH H							
13	NADA AULIA RAHMAH							
14	NATHANIA ARAMINTA S							
15	OKTAVIA ZALIANI							
16	PATHUROHIM							
17	SINDY BILQIS YUSIFA							
18	RATNA R							
19	TIMBANG ADHY PERKASA							
20	YASINTA							

Keterangan : BS : Bekerja Sama - JJ : Jujur - TJ : Tanggung Jawab - DS : Disiplin

Catatan :

1. Aspek perilaku dinilai dengan kriteria:

100	= Sangat Baik
75	= Baik
50	= Cukup
25	= Kurang
2. Skor maksimal = jumlah sikap yang dinilai dikalikan jumlah kriteria = $100 \times 4 = 400$
3. Skor sikap = jumlah skor dibagi jumlah sikap yang dinilai = $275 : 4 = 68,75$
4. Kode nilai / predikat :

75,01 – 100,00	= Sangat Baik (SB)
50,01 – 75,00	= Baik (B)
25,01 – 50,00	= Cukup (C)
00,00 – 25,00	= Kurang (K)
5. Format di atas dapat diubah sesuai dengan aspek perilaku yang ingin dinilai

B. Pengetahuan

Satuan Pendidikan : SMAN 11 KAB. TANGERANG
 Mata Pelajaran : BAHASA INGGRIS
 Kelas : 12

INSTRUMEN PENILAIAN

Kompetensi Dasar	Indikator Pencapaian Kompetensi	Materi	Indikator Soal	Bentuk Soal
3.3 Membedakan fungsi sosial, struktur teks, dan unsur kebahasaan beberapa teks khusus dalam bentuk teks caption, dengan memberi dan meminta informasi terkait gambar /foto /tabel/grafik/ bagan, sesuai dengan konteks penggunaannya.	3.3.1. Menjelaskan unsur kebahasaan beberapa teks khusus dalam bentuk teks caption gambar/foto/tabel/grafik/bagan 3.3.2. Menggunakan unsur kebahasaan beberapa teks khusus dalam bentuk teks caption gambar.	- Linguistic Feature Meliputi Penggunaan Simple Present Tense dalam Kehidupan Sehari-hari (habitual Actions). The Usage Do/Does Nominal Sentence Verbal Sentence	Disajikan sebuah teks <i>caption</i> terkait gambar, pesertadidik dapat menganalisa dan mengidentifikasi: <ul style="list-style-type: none"> • Fungsi social • Unsur kebahasaan 	Test Tulis – Pilihan Ganda

A. Choose the best answer by clicking the correct option for each questions!

Question for no. 1 – 5

Look at the Picture!



1. Who is the author of the text?
 - A. **C.S Lewis**
 - B. The beatles
 - C. Queen Elisabeth
 - D. I.r Soekarno
 - E. Donald Trump
2. What is the meaning of “dream”?
 - A. **Impian**
 - B. Mimpi
 - C. Lamunan
 - D. Angan-angan
 - E. Keinginan
3. What is the purpose of the text?
 - A. To make funny
 - B. To inform readers
 - C. To educate readers
 - D. To make surprised
 - E. **To motivate readers**
4. What is the meaning of “goal”?
 - A. **Tujuan**
 - B. Harapan
 - C. Keinginan
 - D. Cita-cita
 - E. Impian

5. Why does the caption text above use old man in the picture?
- To represents of the goal
 - To represents of the dream
 - To represents set the goal
 - To motivation that an old man can reach the dream
 - To inform that an old man can reach dream

Question for Number 6

Look at the Picture!



6. What is the purpose of the caption below?
- To inform the readers about media is just for adult
 - To inform the readers about the media does not allow people under the age of 15 to watch TV
 - To ensure the readers about the media might provide scene that are not appropriate for children to view
 - To explain the readers the viewers are asked to be more aware with their children when watching TV
 - To explain the readers the content of the media may be harmful for people under the age of 15

Look at the Picture!



7. What caption is relevant to the picture as well
- Due to the deserted situation, tons of carrots turned rotten
 - My rabbit is the only believer in health-carrotty food
 - Marked deserted, tons of carrot unsold
 - Carrot price currently reached forty thousand rupiah per kg
 - The carrotty carrots could be found in traditional market







Look at the Picture!



**My rabbit is the
only _____ in
health-carrotty food.**



8. The best word to complete the blank is ...
- A. Believer
 - B. Disbelief
 - C. Believes
 - D. Belief
 - E. Unbelievable
9. Mrs. Vita usually . . . glasses every day
- A. Wear
 - B. Wears
 - C. Is wearing
 - D. Wore
 - E. Has wearing
10. I . . . a bath every morning
- A. Take
 - B. Takes
 - C. Is taking
 - D. Took
 - E. Taken

Kunci Jawaban

NO	SOAL	Jawaban	Bobot
1	 <p>You are never too old to set another goal or to dream a new dream</p> <p>C.S. Lewis</p>	A	10
2	 <p>You are never too old to set another goal or to dream a new dream</p> <p>C.S. Lewis</p>	A	10
3	 <p>You are never too old to set another goal or to dream a new dream</p> <p>C.S. Lewis</p>	E	10
4	 <p>You are never too old to set another goal or to dream a new dream</p> <p>C.S. Lewis</p>	A	10
5	 <p>You are never too old to set another goal or to dream a new dream</p> <p>C.S. Lewis</p>	D	10
6	 <p>Together</p> <p>The following content(s) may not be suitable for viewers under the age of 15. Viewer discretion is advised.</p>	B	10

7	<p>In a newspaper you find an article appended with the following picture and the headline "the prices of most vegetables every causes the traditional market decrease!"</p> 	D	10
8	<p>My rabbit is the only _____ in health-carrot food.</p> 	C	10
9	Mrs. Vita usually . . . glasses every day	B	10
10	I . . . a bath every morning	A	10

PEDOMAN PENSKORAN

Skor maksimal = jumlah sikap yang dinilai dikalikan jumlah kriteria = 10 x 10 = 100

Kode nilai / predikat :

93 – 100	= Sangat Baik (SB)
85 – 92	= Baik (B)
78 – 84	= Cukup (C)
0 – 77	= Kurang (K)

Daftar Nilai Peserta Didik**Aspek Pengetahuan**

Satuan Pendidikan : SMAN 11 KAB. TANGERANG

Mata Pelajaran : BAHASA INGGRIS

Kelas : 12 IPS

No	Nama Peserta Didik	Nilai	Predikat
1	ADEIA BENING SHAFIRA		SB
2	AJENG NS		
3	ANGELIKA ROSSANA		
4	ANGGI PUTRI HANDANI		
5	ANNAZTHAZA AZZAHRA		
6	ARSHADA ADHANUN I		
7	DARAHTI WINANDA		
8	DESNA TRIAH AMALIAH		
9	ELIZA CAROLINE		
10	INGGIET PRATIWI		
11	IZHA IQLIMA AZZAHRA		
12	M FAQIH H		
13	NADA AULIA RAHMAH		
14	NATHANIA ARAMINTA S		
15	OKTAVIA ZALIANI		
16	PATHUROHIM		
17	SINDY BILQIS YUSIFA		
18	RATNA R		
19	TIMBANG ADHY PERKASA		
20	YASINTA		

SIMPLE PRESENT TENSE

THE USAGE

1. **General Truth** - We use the Simple Present to talk about things that are always true.
2. **Habitual Actions** - We use the Present Simple to talk about things we do all of the time.

REMEMBER THIS

STRUCTURE OF SENTENCE

FORM

- (+) S + VERB 1 (S/ES) + OBJECT
- (-) S + DO/DOES + NOT + VERB 1 + OBJECT
- (?) DO/DOES + S + VERB 1 + OBJECT

General Truth



Click Here

- The sky **is** blue.



- The Earth **goes** round the Sun.



- The Water **boils** in 100°C.



Habitual Actions



Click Here

- The Boy get the breakfast at 7:00 every morning.



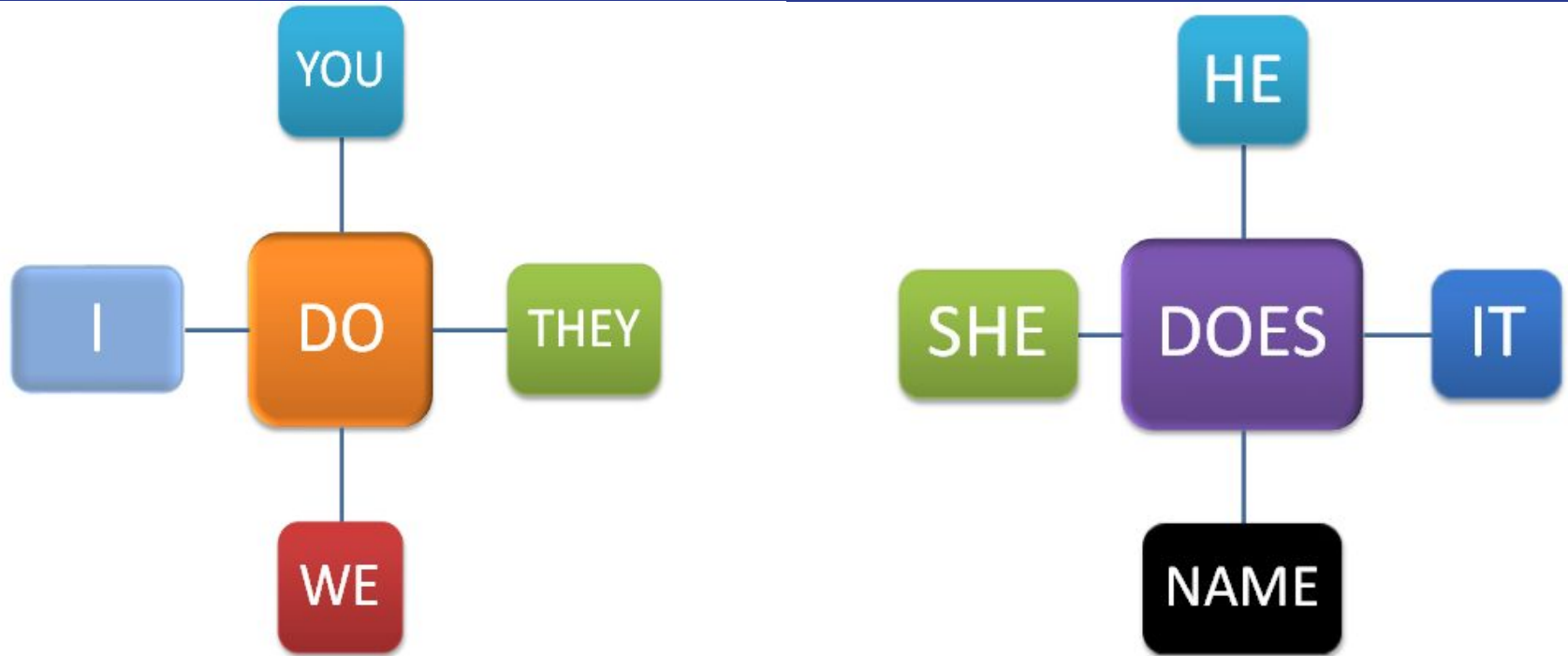
- Ali brushes his teeth before he goes to bed.



- I play football at break time.



PENGGUNAAN DO/DOES



Remember...

Verbs ending in **ch, s, sh, o, x**
add – **es**

- **watch – watch**es****
- **guess – guess**es****
- **finish – finish**es****
- **go – go**es****
- **fix - fix**es****

Verbs ending in a
consonant (b,c,d,f,g...)

change **y** to **ies**

study – studies****

carry – carries****

Fly - flies****

Welcome to English Class

Motivations for English Class

With Mr. Endang

when you already fall in love with books, there's no way to go back



Put yourself in the best possible way"

even if your effort is small as a key, because all object like a key can open door.

Success isn't final Failure isn't fatal It's the courage To continue that counts

Depend too much on success in this world

DON'T BE AFRAID IF YOU FAILED ONCE, EDISON HAVE FAILED TEN THOUSAND TIMES BEFORE HE SUCCEEDED IN MAKING AN ELECTRIC LAMP"

goals, you will not be motivated. Take a clear goal to be able to try to achieve that goal.



Even your shadow will leave you when you are in the dark



Failure is important because without failure there is no passion for success.



Quotes Of The Day

"Only you can change your life. Nobody else can do it for you."

compare yourself not with yourself in the past



Linguistic Feat. of Captions



LEARNING GOALS;

Students are be able to:

1. Use the concept of Simple Present Tense in Caption Text Correctly.
2. Explain the usage of Simple Present Tense to Show Fact and Real in a sentence correctly.

SIMPLE PRESENT TENSE

THE USAGE

1. **General Truth** - We use the Simple Present to talk about things that are always true.
2. **Habitual Actions** - We use the Present Simple to talk about things we do all of the time.

REMEMBER THIS

STRUCTURE OF SENTENCE

FORM

- (+) S + VERB 1 (S/ES) + OBJECT
- (-) S + DO/DOES + NOT + VERB 1 + OBJECT
- (?) DO/DOES + S + VERB 1 + OBJECT

General Truth



Click Here

- The sky is blue.



- The Earth goes round the Sun.



- The Water boils in 100°C .



Habitual Actions

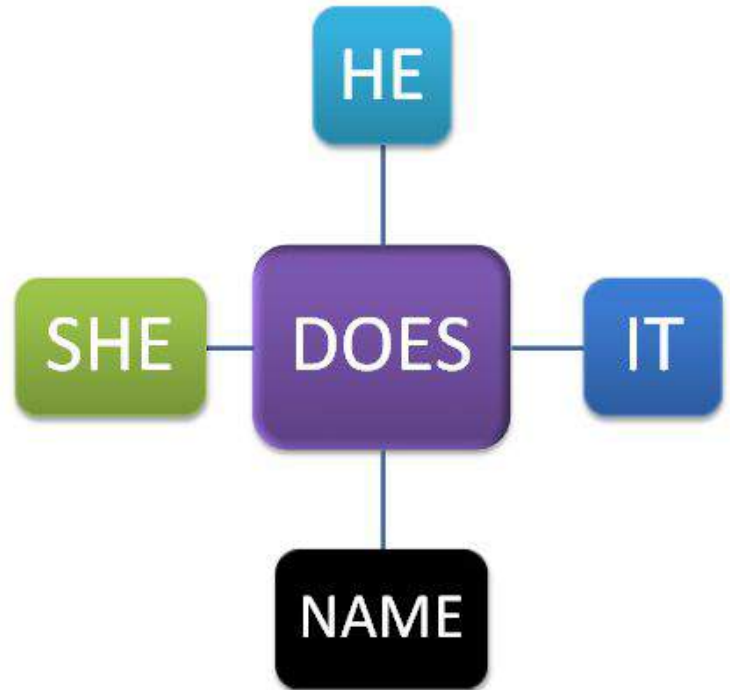


Click Here

- The Boy get the breakfast at 7:00 every morning.
- Ali brushes his teeth before he goes to bed.
- I play football at break time.



PENGGUNAAN DO/DOES



Remember...

Verbs ending in **ch, s, sh, o, x**
add – **es**

- **watch – watch**es****
- **guess – guess**es****
- **finish – finish**es****
- **go – go**es****
- **fix - fix**es****

Verbs ending in a
consonant (b,c,d,f,g...)

change **y** to **ies**

study – studies****

carry – carries****

Fly - flies****

REFLECTIONS



Thank You

I LOVE YOU