

|  |  |  |                 |  |
|--|--|--|-----------------|--|
|   | <b>PEMERINTAH PROPINSI JAWA TIMUR</b>                                  |  |                 |  |
|  | <b>DINAS PENDIDIKAN</b>  |  |                 |  |
|  | <b>SEKOLAH MENENGAH ATAS NEGERI 4 MALANG</b>                           |  |                 |  |
|  | NSS : 301056101004   |  | NPSN : 20533667 |  |
|  | Jalan Tugu Utara 1 Malang Telp. 0341-325267 Kota Malang Kode Pos 65111 |  |                 |  |
| Website: <a href="http://www.sman4malang.sch.id">www.sman4malang.sch.id</a> E-mail: <a href="mailto:info@sman4malang.sch.id">info@sman4malang.sch.id</a> |  |  |                 |  |

## RENCANA PELAKSANAAN PEMBELAJARAN (RPP) JARAK JAUH DARING

|                  |   |
|------------------|---|
| Sekolah          | : SMA Negeri 4 Malang   |
| Mata Pelajaran   | : Bahasa Inggris  |
| Kelas / Semester | : XI / Genap  |
| Sub Materi Pokok | : teks khusus dalam bentuk brosur, leaflet, banner, dan pamflet, dengan memberi dan meminta informasi terkait promosi barang/jasa |
| Tahun pelajaran  | : 2020-2021   |
| Pertemuan        | : 1   |

### A. Tujuan Pembelajaran

Setelah melaksanakan kegiatan melalui model **Discovery Learning** siswa mampu menjelaskan fungsi sosial, membedakan struktur text dan menentukan unsur kebahasaan, serta menyusun dan mengkreasikan teks khusus dalam bentuk brosur, leaflet, banner, dan pamflet, dengan memberi dan meminta informasi terkait promosi barang/jasa, memiliki sikap toleransi, kerjasama, santun, peduli.

### B. Sumber Belajar

1. Aplikasi G-Meet dalam pembelajaran yang sudah diupload di youtube (<https://www.youtube.com/watch?v=HYVYt0uTaM0>), whatsapp, Google Classroom
2. Slide Presentasi G-Site (<https://sites.google.com/view/english-lm-for-eleventh/home>)
3. Video pembelajaran tentang Brochure, Pamphlet, Banner and Leaflet
4. Website tentang Brochure, Pamphlet, Banner and Leaflet (<https://www.studybahasainggris.com/perbedaan-poster-pamphlet-dan-banner-dalam-bahasa-inggris-disertai-contohnya/>)

### C. Kegiatan Pembelajaran

#### Kegiatan Pendahuluan

- Melalui aplikasi G-Meet Guru mengucapkan salam, berdoa, cek kehadiran selanjutnya apersepsi dengan menayangkan gambar tentang teks khusus dalam bentuk brosur, leaflet, banner, dan pamflet, dengan memberi dan meminta informasi terkait promosi barang/jasa serta menyampaikan tujuan pembelajaran, cakupan materi, langkah pembelajaran dan tehnik penilaian.

#### Kegiatan Inti

##### ➤ STIMULATION/PEMBERIAN STIMULASI

1. Membaca slide di G-site tentang teks khusus dalam bentuk brosur, leaflet, banner, dan pamflet, dengan memberi dan meminta informasi terkait promosi barang/jasa.(**mengamati**)
2. Mencatat hal-hal yang dianggap penting pada saat membaca buku, dan sumber bacaan yang mengarah teks khusus dalam bentuk brosur, leaflet, banner, dan pamflet, dengan memberi dan meminta informasi terkait promosi barang/jasa.(**mengamati**)

## PROBLEM STATEMENT/IDENTIFIKASI MASALAH

1. Menanyakan hal-hal yang tidak dipahami dari slide yang dibaca dan video yang ditonton tentang teks khusus dalam bentuk brosur, leaflet, banner, dan pamflet, dengan memberi dan meminta informasi terkait promosi barang/jasa. (**Menanya**)

## DATA COLLECTING/ MENGUMPULKAN DATA

1. Dengan membentuk kelompok yang terdiri dari 5 orang melalui whatsapp, siswa mempertanyakan tentang teks khusus dalam bentuk brosur, leaflet, banner, dan pamflet, dengan memberi dan meminta informasi terkait promosi barang/jasa yang belum dipahami di video. (**Menanya**)
2. Berdiskusi dan menanyakan fungsi social dan unsur kebahasaan tentang teks khusus dalam bentuk brosur, leaflet, banner, dan pamflet, dengan memberi dan meminta informasi terkait promosi barang/jasa (**Menanya**)
3. Bersama dengan kelompoknya peserta didik mencoba mengumpulkan informasi, membedakan tentang teks khusus dalam bentuk brosur, leaflet, banner, dan pamflet, dengan memberi dan meminta informasi terkait promosi barang/jasa. (**Mengeksplorasi /Exploring/ Mengumpulkan informasi**)

## DATA PROCESSING/MENGOLAH DATA

1. Bersama dengan kelompoknya, peserta didik menelaah struktur teks tentang teks khusus dalam bentuk brosur, leaflet, banner, dan pamflet, dengan memberi dan meminta informasi terkait promosi barang/jasa (**Mengasosiasi/ Associating**)

## MEMVERIFIKASI (VERIFICATION)

1. Membuat teks khusus dalam bentuk brosur, leaflet, banner, dan pamflet melalui aplikasi, seperti Canva.com(**Mengkomunikasikan/Networking**)
  - Sebagai Produk pembelajaran, murid diminta untuk membuat brosur, leaflet, banner, atau pamflet melalui aplikasi, seperti Canva (guru melakukan diferensiasi Produk berdasarkan pada kesiapan/readiness)
  - Murid yang sudah memahami tentang brosur, leaflet, banner, dan pamflet dan mahir dalam aplikasi bisa langsung membuat produk
  - Murid yang belum bisa memahami tentang brosur, leaflet, banner, dan pamflet, dengan melalui tutor sebaya, mereka mendapatkan pemahaman.
  - Murid dapat membuat gambar sederhana dengan pensil warna untuk produk berupa brosur, leaflet, banner, atau pamflet. Setelah hasilnya terlihat, mereka bisa memfoto dan mengirimkan produknya melalui whatsapp group
2. Mendemonstrasikan melalui video, wawancara atau hasil rekaman tentang teks khusus dalam bentuk brosur, leaflet, banner, dan pamphlet

- ❖ Murid yang belum bisa memahami tentang brosur, leaflet, banner, dan pamflet, dengan melalui tutor sebaya, mereka mendapatkan pemahaman. Guru akan membagikan strategy dalam memahami teks fungsional pendek tentang brosur, leaflet, banner, atau pamflet (**Guru melakukan diferensiasi Proses**)
- Sebagai Produk pembelajaran, murid diminta untuk membuat brosur, leaflet, banner, atau pamflet melalui aplikasi, seperti Canva (**guru melakukan diferensiasi Produk berdasarkan pada kesiapan/readiness**)
- Murid yang sudah memahami tentang brosur, leaflet, banner, dan pamflet dan mahir dalam aplikasi bisa langsung membuat produk
- Murid yang belum bisa memahami teks fungsional pendek dapat membuat gambar sederhana dengan pensil warna untuk produk berupa brosur, leaflet, banner, atau pamflet. Setelah hasilnya terlihat, mereka bisa memfoto dan mengirimkan produknya melalui whatsapp group

#### MENYIMPULKAN (GENERALIZATION)

##### **Kegiatan Penutup (15 Menit)**

- Membuat simpulan, refleksi, umpan balik, penugasan tentang teks khusus dalam bentuk brosur, leaflet, banner, dan pamflet, dan menyampaikan informasi tentang kegiatan pembelajaran yang akan datang dan berdoa.

#### **D. Penilaian**

- Teknik Penilaian (Sikap spiritual dan Sosial dan pengetahuan (assessment for as and of learning) dan Keterampilan ( laporan proyek)
- Pembelajaran Remedial (real teaching mix tutor sebaya) dan Pengayaan (kerja kelompok membuat teks khusus dalam bentuk brosur, leaflet, banner, dan pamflet

Malang, 13 Juli 2020

Kepala Sekolah,

Guru Mata Pelajaran,

Budi Prasetyo Utomo, S.Pd, M.Pd  
NIP. 196010101987031018

Achmad Sulton,S.Pd  
NIP. 197311181998021002

**LAMPIRAN**

**1.PENILAIAN SIKAP**

**PENILAIAN OBSERVASI**

**1. Pedoman Observasi Sikap Santun**

Petunjuk :

Lembaran ini diisi oleh guru untuk menilai sikap sosial peserta didik dalam kesantunan. Berilah tanda cek (v) pada kolom skor sesuai sikap santun yang ditampilkan oleh peserta didik, dengan kriteria sebagai berikut :

- 4 = selalu, apabila selalu melakukan sesuai pernyataan
- 3 = sering, apabila sering melakukan sesuai pernyataan dan kadang-kadang tidak melakukan
- 2 = kadang-kadang, apabila kadang-kadang melakukan dan sering tidak melakukan
- 1 = tidak pernah, apabila tidak pernah melakukan

Nama Peserta Didik : .....

Kelas : .....

Tanggal Pengamatan : .....

Materi Pokok : .....

| No          | Aspek Pengamatan  | Skor |   |   |   |
|-------------|---|------|---|---|---|
|             |   | 1    | 2 | 3 | 4 |
| 1           | Melakukan tegur sapa dengan santun                              |      |   |   |   |
| 2           | Mengucapkan terima kasih setelah menerima kepedulian orang lain |      |   |   |   |
| 3           | Menggunakan bahasa santun saat menyampaikan pendapat            |      |   |   |   |
| 4           | Menggunakan bahasa santun saat mengkritik pendapat teman        |      |   |   |   |
| 5           | Bersikap 3S (salam, senyum, sapa) saat bertemu orang lain       |      |   |   |   |
| Jumlah Skor |   |      |   |   |   |

**2. Pengamatan Observasi Kelompok**

Penilaian berdasarkan pengamatan selama siswa bekerja dalam kelompoknya

**The rubric of assessment for discussion**

| NO | NAME | SCORING ASPECT                              |   |   |   |   |   |   |   |                           |   |   |   | SCORE |
|----|------|---|---|---|---|---|---|---|---|---------------------------|---|---|---|-------|
|    |      | Cooperate for discussing about the dialogue |   |   |   | Active in communicating between their group |   |   |   | Become the solid teamwork |   |   |   |       |
|    |      | 3   | 2 | 1 | 0 | 3   | 2 | 1 | 0 | 3                         | 2 | 1 | 0 |       |
|    |      |   |   |   |   |   |   |   |   |                           |   |   |   |       |
|    |      |   |   |   |   |   |   |   |   |                           |   |   |   |       |
|    |      |   |   |   |   |   |   |   |   |                           |   |   |   |       |
|    |      |   |   |   |   |   |   |   |   |                           |   |   |   |       |

Scoring system

1. Maximal Score : 9
2. Totally Score : 100
3. Student's Score :  $\frac{\text{Getting Score}}{\text{Maximal Score}} \times 100$

1. Cooperate for discussing about the text
3. The students can cooperate to discuss about the text very well
2. The students can cooperate to discuss about the text well
1. The students can sometimes cooperate to discuss about the text
0. The students don't care about the discussing
2. Active in communicating between their group
3. The students are more active to communicate and involve with the discussion
2. The students are less active to communicate and involve with the discussion
1. The students are seldom active to communicate and involve with the discussion
0. The students are passive to communicate and involve with the discussion

- 3. Become the solid teamwork
- 3. the students are more enthusiastic to become the solid team work
- 2. the students are less enthusiastic to become the solid team work
- 3. the students haven't spirit to become the solid work
- 0. The students don't care with the team work

**a. Penilaian Diri**

**1. LEMBAR PENILAIAN DIRI SIKAP SANTUN**

Nama Peserta Didik : .....

Kelas : .....

Materi Pokok : .....

Tanggal : .....

**PETUNJUK PENGISIAN:**

- 1. Bacalah dengan teliti pernyataan pernyataan yang pada kolom di bawah ini!
- 2. Tanggapilah pernyataan-pernyataan tersebut dengan member tanda cek (√) pada kolom:

STS : Jika kamu sangat tidak setuju dengan pernyataan tersebut

TS : Jika kamu tidak setuju dengan pernyataan tersebut

S : Jika kamu setuju dengan pernyataan tersebut

SS : Jika kamu sangat setuju dengan pernyataan tersebut

| No | Pernyataan   | Penilaian |    |   |    |
|----|--|-----------|----|---|----|
|    |  | STS       | TS | S | SS |
| 1  | Saya menghormasti orang yang lebih tua                                       |           |    |   |    |
| 2  | Saya tidak berkata kata kotor, kasar dan takabur                             |           |    |   |    |
| 3  | Saya meludah di tempat sembarangan   |           |    |   |    |
| 4  | Saya tidak menyela pembicaraan   |           |    |   |    |
| 5  | Saya mengucapkan terima kasih saat menerima bantuan dari orang lain          |           |    |   |    |
| 6  | Saya tersenyum, menyapa, memberi salam kepada orang yang ada di sekitar kita |           |    |   |    |

**Keterangan:**

**Pernyataan positif :**

- 1 untuk sangat tidak setuju (STS),
- 2 untuk tidak setuju (TS), ,
- 3 untuk setuju (S),
- 4 untuk sangat setuju (SS).

**Pernyataan negatif :**

- 1 untuk sangat setuju (SS),
- 2 untuk setuju (S),
- 3 untuk tidak setuju (TS),
- 4 untuk sangat tidak setuju (S)

**Petunjuk Penskoran**

Lihat petunjuk penskoran pada pedoman observasi sikap spiritual

Informal test : Ketika tanya jawab

Formal Test : Ketika siswa perpasangan mendemonstrasikan dialog di depan Kelas (Penilaian Speaking )

Aspek yang dinilai : pronunciation , fluency, accuracy, dan content

## PENILAIAN KD 3.7 dan 4.7

### 3. Penilaian Pengetahuan

#### Test Tulis

A. Answer the questions based on the brochure, pamphlet, leaflet, banner

#### Brochure

##### The People Meals on Wheels Serve:

The people we serve are elderly individuals over 60 years old, homebound, and unable to cook nutritionally complete meals for themselves. They do not have family members or home-health workers to cook lunch for them. Most of our clients are over 80, have low-income and live alone. Most are female, and many have no local family members available to care for them.



##### Our Vision:

With a strong commitment from each of us, Meals on Wheels will help build a better quality of life for older adults in the communities where we serve.

Thank you for your support



##### Contact Info:

**Mailing Address:**  
P.O. Box 85  
Waco, TX 76703  
**Location:**  
501 W. Waco Drive  
Waco, TX 76707  
**Phone:** (254) 752-0316  
**Fax:** (254) 752-0387  
**Email:** [www.seniorministry.org](http://www.seniorministry.org)

## Meals on Wheels



## Volunteers Needed

1. what is the brochure about?
2. How are the people served the meals?

#### Leaflet

**Need a Man with a Van?**

- Fully insured
- Competitively priced
- Various sizes of van available
- Add more bullet points here
- What is your U.S.P ?
- Can you put a sample price?
- Are you running an offer?
- Do you provide a service your main competitor doesn't?

Photo

Man with a **VAN**

**LOCAL & UK WIDE SERVICE**  
For a FREE QUOTE  
Phone Dave on (01234) 567890  
Email: [manwithavan.co.uk](mailto:manwithavan.co.uk)  
[www.manwithavan.co.uk](http://www.manwithavan.co.uk)

3. what is the leaflet about?
4. "Need a man with a van?" the word a man in this sentence refers to....

#### Pamphlet



5. what does the pamphlet talk about?
6. If you want to go to the museum, what place do you visit first?

**Banner**



7. what is the banner about?
8. If you want to join the program, when do you enroll?

**A. Scoring system**

1. Maximal Score : 40
2. Totally Score : 100
3. Student's Score :  $\frac{\text{Getting Score}}{\text{Maximal Score}} \times 100$

**B. Scoring Rubric**

| NO | NAME | SCORE |   |   |   |   |   |   |   | TOTAL SCORE |
|----|------|-------|---|---|---|---|---|---|---|-------------|
|    |      | 1     | 2 | 3 | 4 | 5 | 6 | 7 | 8 |             |
|    |      |       |   |   |   |   |   |   |   |             |
|    |      |       |   |   |   |   |   |   |   |             |
|    |      |       |   |   |   |   |   |   |   |             |
|    |      |       |   |   |   |   |   |   |   |             |

**Note:**

1. The score for each number is 5. If the student can answer a question truly, he/she will get 5. So, total score for the test is 100.

#### 4. Penilaian Keterampilan

##### WORK IN PAIRS

1. Make your own creation of brochure, pamphlet, leaflet, banner

##### Penilaian Keterampilan

###### 1. PENILAIAN WRITING

| NO | NAME | SCORING ASPECT |                           | SCORE |
|----|------|----------------|---------------------------|-------|
|    |      | Punctuation    | The Sentences Arrangement |       |

##### Scoring Aspect

###### A. Punctuation

3. Use the right punctuation for the passage
2. Lack of using the right punctuation for the passage
1. Almost all of the passage isn't using the right punctuation
0. Not using the right punctuation for the passage

###### B. The sentences Arrangement

3. The sentences arrangement are very good
2. The sentences arrangement are good
1. The sentences arrangement are fair
0. The sentences arrangement are not suitable

##### Pedoman Penilaian

1. Maximal Score : 6
2. Totally Score : 100
3. Student's Score :  $\frac{\text{Getting Score}}{\text{Maximal Score}} \times 100$



# Bahan/Materi pembelajaran dan Lembar Kegiatan Belajar Murid

## COME AND JOIN IN THE EVENT

### 1. Identitas

- a. Nama Mata Pelajaran : Bahasa Inggris XI (Lintas Minat)
- b. Semester : Ganjil
- c. Kompetensi Dasar :

3.7 membedakan fungsi sosial, struktur teks, dan unsur kebahasaan beberapa teks khusus dalam bentuk brosur, leaflet, banner, dan pamflet, dengan memberi dan meminta informasi terkait promosi barang/jasa/kegiatan sesuai dengan konteks penggunaannya

4.7 brosur, leaflet, banner, dan pamflet

4.7.1 menangkap makna secara kontekstual terkait fungsi sosial, struktur teks, dan unsur kebahasaan brosur, leaflet, banner, dan pamflet terkait promosi barang/jasa/kegiatan

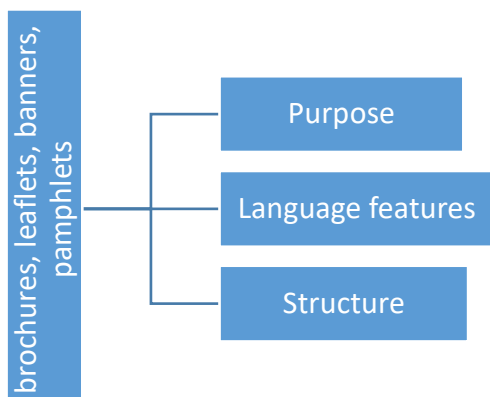
4.7.2 menyusun teks khusus brosur, leaflet, banner, dan pamflet terkait promosi barang/jasa/kegiatan, dengan memperhatikan fungsi sosial, struktur teks, dan unsur kebahasaan, secara benar dan sesuai konteks

- a. Materi Pokok : teks khusus brosur, leaflet, banner, dan pamflet terkait promosi barang/jasa/kegiatan
- b. Alokasi Waktu : 4 JP
- c. Tujuan Pembelajaran :

Melalui Pembelajaran *Cooperative learning* dengan menggunakan metode diskusi, tanya jawab, penugasan, presentasi dan analisis, peserta didik dapat **membedakan** fungsi sosial, struktur teks, dan unsur kebahasaan dan teks khusus **brosur, leaflet, banner, dan pamflet** terkait promosi barang/jasa/kegiatan, sehingga peserta didik dapat menghayati dan mengamalkan ajaran agama yang dianutnya, mengembangkan **sikap jujur, peduli, dan bertanggung jawab**, serta dapat mengembangkan kemampuan **berpikir kritis, berkomunikasi, berkolaborasi, berkreasi(4C)**.

- d. Materi Pembelajaran
  - o Agar konsep dan teori yang akan Anda pelajari pada UKB ini dapat Anda kuasai dengan baik, maka terlebih dahulu bacalah Buku Teks Peminatan program bahasa, *Bahasa Inggris SMA/MA Kelas XI* Kementerian Pendidikan dan Kebudayaan, serta materi pendukung lainnya.

### 2. Peta Konsep



### 3. Kegiatan Pembelajaran

#### a. Pre-activity

Read the explanations about Brochures, Leaflets, Banners, and Pamphlets carefully before you do some tasks

#### b. Main activity

##### 1) General guideline of learning unit

- a) Through this learning unit, you will develop your skill in oral and written of how to learn about brochures, pamphlets, leaflets, and banners. You will be directed through some situational context. This is meant at giving you the opportunity to enhance your **analytical skill and critical thinking toward the situation around**. Therefore, you are required not only mastering only for the **knowledge** about the language expressin, but also **the way how you have to use it in its proper context written**. You need to set yourself patiently, and prepare yourself of the way you **think critically** the situation around.
- b) **Read through** the material from this source:
  - *Bahasa Inggris Peminatan program Bahasa SMA/MA, Kelas XI*. Kementrian Pendidikan dan Kebudayaan.
- c) **Do this learning unit** in the worksheet or directly answer and do the given instruction in the space provided. In one occasion you are requested to work of your own, but the other will make you in group work, therefore set yourself for good cooperation with your friend.

##### 2) Learning Activity

Take your time to begin studying of Present Perfect Tense **with your full patience and concentration**, not forgetting that **this is fun!!!**

#### Learning Activity 1

In this part, you will experience the learning activity focusing on the **knowledge** about Brochures, Leaflets, Banners and Pamphlets.



1. What do we call the long paper/cloth that hangs on the street?
2. When you passed from the senior high school, there are some people giving the papers. They want to give some information about a good university. What do we call its paper?
3. When you go to a hotel, you usually find some papers at the front desk. It's about hotel itself, such as discount for staying more than two days, food, etc. What do we call the papers?
4. If you buy one product in the mall and you get a thin book containing information how to use it. What do we call it?
5. If you have a dream to open a business, you may need to advertise your product to the society. How do you make your dream come true?

#### A. Read and study the following brochure, leaflet, banner and pamphlet

### BROCHURE

According to Oxford dictionary, Brochure is booklet containing information or advertisement. The other meaning from brochure is A small book or magazine containing pictures and information about a product or service. Example : a holiday brochure.

Example:

**COUNTDOWN 07/08**  
**Alabama Beach In Memories**

**ENTERTAINMENT:**  
 \* LIVE OZ BAND BANDING  
 \* PARODI DRAMA FROM BANDING  
 \* TRADITIONAL PERFORMANCE  
 \* MODERN DANCE  
 \* ORGAN TUNGGAL  
 \* FIREWORKS PARTY

| Room Type         | 30 Dec' 07 - 1 Jan' 08<br>(3 Days/ 2 Nights) |               |
|-------------------|--|---------------|
| Cottage 3 Bedroom | Rp. 8.250.000,-/Nett                         | For 6 Persons |
| Cottage 2 Bedroom | Rp. 5.800.000,-/Nett                         | For 4 Persons |
| Cottage 1 Bedroom | Rp. 3.700.000,-/Nett                         | For 2 Persons |
| Lanais 2 Bedroom  | Rp. 4.950.000,-/Nett                         | For 4 Persons |
| Hotel             | Rp. 2.500.000,-/Nett                         |               |
| Extra Person      | Rp. 850.000,-/Nett                           |               |

**BENEFITS:**  
 2 (two) nights stay  
 Welcome drink  
 2 x breakfast  
 1 x Dinner barbecue  
 1 x Gala dinner  
 1 x Supper  
 Entertainment  
 Souvenir & Gift  
 Door prize  
 21% tax & service

**HOTEL KHADIJUMA LABUAN**  
 Jl. Raya Pasirpang Labuan, Kab. Pandéglang, Banten  
 Telp. (0253) 802 308, 802 307 Fax. (0253) 802 316

**HOTEL KHADIJUMA Labuan**  
 Jakarta Office:  
 Telp. (021) 653 11099 Fax. (021) 653 11105

## LEAFLET


According to Oxford dictionary, Leaflet is printed sheet of paper. The other meaning from Leaflet is A printed sheet of paper containing information or advertising and usually distributed free pick up a leaflet from your local branch election leaflet.

Example:

30<sup>th</sup> Oct 2000

**[FOR SALE]**

# TOYOTA HIACE VAN



- 1986
- RWC
- REG UNTIL MARCH 2001
- 5 SPEED
- STEREO
- ROOF RACKS
- DOUBLE BED BUILT IN → STORAGE UNDERNEATH.
- AWNING
- PLATES, CUPS, WATER CONTAINERS ETC

• VERY RELIABLE → NO PROBLEMS SINCE WE'VE OWNED IT (15.000 KM)

## \$ 3600

PHONE JONNY : 94175148

## BANNER

According to Oxford dictionary, Banner is long strip of cloth with a message on it, usually carried by marchers. The other meaning from Banner is banner contains messages and information and is now widely used for advertising products or services. They are usually made on plastic background, but nowadays banner is also popularly used on web pages. Below is an example of commercial banner.







**THE  
ALZHEIMER'S  
PROJECT**

A 4-PART DOCUMENTARY SERIES CHANGING THE WAY  
AMERICA THINKS ABOUT ALZHEIMER'S DISEASE

**SPECIAL SCREENING  
MAY 8 AT 7:00PM  
STORE AUDITORIUM**

Q&A CONDUCTED BY JANE DOE OF THE ORGANIZATION

**HBO DOCUMENTARY FILMS MULTIMEDIA EVENT STARTING MAY 10 9PM**

## PAMPHLET

According to Oxford dictionary, Pamphlet is thin book with a paper cover. The other meaning from a pamphlet is an unbound booklet (that is, without a hard cover or binding). It may consist of a single sheet of paper that is printed on both sides and folded in half, in thirds, or in fourths (called a *leaflet*), or it may consist of a few pages that are folded in half and saddle stapled at the crease to make a simple book. In order to count as a pamphlet, UNESCO requires a publication (other than a periodical) to have "at least 5 but not more than 48 pages exclusive of the cover pages"; a longer item is a book.

Example:



**Here's Your Solution!**

**FREE CONSULTATION  
+  
BONUS THERAPY**

Check for:

- Root causes of your pain
- Muscle weakness
- Joint mobility
- Body flexibility
- Bone misalignment
- Spinal misalignment
- Postural abnormalities

**Call 6438 2900 Now!**

Strictly by appointment only

B. Discuss with your group the following banner, brochure, pamphlet and leaflet and answer some questions. Don't forget to list the vocabularies that you don't know from the texts

## PICTURE ONE

|   |  |  |
|---|--|--|
| <p><b>-Services</b></p> <p>DHPC is a full service fine-finish construction corporation. You dream it and we build it. From magnificent staircases to beautiful inset ceilings, from remodeling to ground-up construction, we do it all.</p> <p>Below is a list of some of our services.</p> <ul style="list-style-type: none"> <li>-Framing</li> <li>-Trimwork</li> <li>-Stairs</li> <li>-Floors</li> <li>-Cabinets</li> <li>-Kitchens</li> <li>-Ceilings</li> <li>-Landscaping</li> <li>-Water Features</li> <li>-Doors and Windows</li> <li>-Remodeling</li> <li>-Full ground-up construction</li> <li>-And much more!</li> </ul>  <p>DHPC Inc</p> | <p><b>-Remodeling</b></p> <p>When it comes time to improve or expand your home, DHPC is here for you. Whether you have ideas ready or you need an adviser to work with you on developing a vision for your project, we can help.</p> <p>Why purchase a new home when you can have us revitalize your current dwelling? You could add a new addition, a breathtaking staircase, beautiful hardwood flooring, expand or split rooms, etc.</p> <p>We are here for all your remodeling needs.</p>  <p>www.dhpcinc.net</p> | <p><b>-Stairs</b></p> <p>Custom stairs can make even an average house a masterpiece and a DHPC staircase takes it a "step" further! Using only the top quality materials and the finest craftsmanship, we deliver a product that will amaze and astound any client.</p>  <p>No matter what design or look you seek, we provide exactly what you are looking for and offer a limitless range of styles and colors.</p>  <p>DHPC Inc</p> |
| <p>-A fine-finish construction corporation      Phone : 321-302-1396      Email : contact@dhpcinc.net</p>   |  |  |

1. What does a brochure advertise about?
2. What kinds of business does DHPC Inc. run?
3. What service does DHPC Inc. give to the customer?
4. "From magnificent staircase to beautiful inset ceiling,....". The underlined word can be replaced by....
5. "Why purchase a new home when you can....". The underlined word has the similar meaning with....
6. What does DHPC Inc. promise to the customers about stairs?

## PICTURE TWO

How can we help you?

We deliver high quality support services all across Scotland that can be long term or short term. Tell us what your needs are and we will work with you to make a difference. Our services are personal, practical and professional - they are as unique as you are.



For more information please go to our website [www.carrgomm.org](http://www.carrgomm.org), contact us on 01382 305 715 and ask for Mike or email: [dundee@carrgomm.org](mailto:dundee@carrgomm.org)



**carr gomm**  
Supporting People & Communities

A Company limited by guarantee in Scotland: SC 236436 Scottish charity: SC 033491 National and Registered Office: Space, 11 Harewood Road, Edinburgh EH16 4NT.

1. What does the brochure advertise about?
2. What does Carr Gomm offer to the customers?
3. What should you do if you want to need a clear information about the brochure?



PICTURE THREE



**Sweet!**  
35% off  
meals in  
Bristol

over 50 restaurants  
to choose from

FIND OUT MORE

TABLE POUNCER

1. What does banner advertise about?
2. What does restaurant offer to the customer?
3. How many percentage of discount does restaurant give to the customer?
4. What kinds of food is restaurant available for the visitor?
5. If you eat some meals there and you get Rp. 65.000,00. How much money do you pay?

PICTURE FOUR



**MONDAY**  
**CLOTHES COLLECTION**

**Help & Recycle**

IF YOU can **DONATE** any of your **OLD & UNWANTED** clothes, YOU can **HELP PEOPLE** in **THIRD WORLD COUNTRIES!** Spared **CLOTHES** will be carefully sorted and **WORN AGAIN!**

**Urgently Needed**

Ladies, Gents & Children's clothing, Shoes, Handbags, Belts, Bath, Hand Towels, Linens & Curtains, Cosmetics, Toiletries & Perfumes  
CDs, Cuddy Toys, Bedding, Blankets, Underwear, Jewellery  
Children's Books, Mobile Telephones, Pictures, Small Carpets,

**SORRY NO BRIC-A-BRAC OR GLASS.**

Please put all items out before **9 AM** in clear view of the road with this leaflet attached to the bag. We will collect rain or shine


**THE HAND OF HELP LTD** is a commercial-support company. The items we collect are sold to poorer countries overseas mainly for re-sale to second hands-shops and for textile recycling, but we give support to Disabled from Birth Care Association (Registered in LT No. 193197144)

**PLEASE HELP THOSE WHO REALLY NEED YOUR SUPPORT!**  
**THE HAND OF HELP LTD** (Company Registration No 5618823),  
Phone No. 02085194656 Mobile No. 07507644958  
E-mail: handofhelp@hotmail.co.uk

**THANK YOU FOR YOUR KINDNESS!**

1. What does leaflet inform about?
2. To whom do you donate your items?
3. What kinds of donation do you give?
4. How do you donate your items if you have some at home?
5. When do you collect your items?
6. “We will collect rain or shine”. What does its sentence mean?


**PICTURE FIVE**



1. What does banner inform about?
2. When is the basketball game held?
3. Where is the basketball game held?
4. Where do you usually meet this banner?

**PICTURE SIX**

NEXT ►



1. What is the pamphlet about?
2. What is the function of the pamphlet?
3. “.....and jump onto others. The word “others” refers to.....
4. What effect do you take if you never wash your hand when you start your activity, i.e eating, drinking?
5. “...just turn on the faucet...” . What does the faucet mean?
6. What do you get if you always wash your hand?
7. What is the synonym of the word “spreading” in the pamphlet above?
8. Where do you usually find this pamphlet?




Have you understood about Brochures, Leaflets, Banners and Pamphlets?

### Learning Activity 2



Make a dialogue with your partner related with the products that you offer. One of you is as a seller and the other is customer. As a seller, you are supposed to convince to the customer that your products are very good. The topics are free.



Ok, you have made the dialogues very well, now it's time for you to present yours in front of the class



**That's very good. You have done the task very well. Now, Make brochure, leaflet, pamphlet or banner in A-4 paper. You can give various kinds of colour to make them beautiful so the customers will be interested with your product.**

### c. Penutup

#### How is thing going for you now?

After completing three different activities, now answer honestly about your mastery toward the material of **brochure, leaflet, pamphlet or banner** by putting a check (√) in either excellent, good, fair, bad or poor column corresponding your situation toward the given statement

| No | Item   | excellent | Good | fair | bad | poor |
|----|--|-----------|------|------|-----|------|
| 1. | Mastery on the social function of the <b>brochure, leaflet, pamphlet or banner</b> |           |      |      |     |      |
| 2. | Mastery on the generic structure of <b>brochure, leaflet, pamphlet or banner</b>   |           |      |      |     |      |
| 3. | Mastery on the language features of <b>brochure, leaflet, pamphlet or banner</b>   |           |      |      |     |      |



If you put a check in *fair*, *bad* or *poor* in most parts of the elements, you should take your time to review again the material or consult further to your teacher about your deficiency. You may also ask the assistance from your peer. Do not be hopeless and keep trying until you reach the success.

