

LESSON PLAN Online Learning

School : SMPIT Al Ukhuwah
Subject : English
Class/Semester : IX/1
Learning Material : *Procedure Text (Recipe)*
Time Allocation : 2 x 40 Minutes

A. Main Competence

1. Menghargai dan menghayati ajaran agama yang dianutnya.
2. Menghargai dan menghayati perilaku jujur, disiplin, santun, percaya diri, peduli, dan bertanggung jawab dalam berinteraksi secara efektif sesuai dengan perkembangan anak di lingkungan, keluarga, sekolah, masyarakat dan lingkungan alam sekitar, bangsa, negara, dan kawasan regional.
3. Memahami pengetahuan (faktual, konseptual, dan prosedural) berdasarkan rasa ingin tahunya tentang ilmu pengetahuan, teknologi, seni, budaya terkait fenomena dan kejadian tampak mata.
4. Mencoba, mengolah, dan menyaji dalam ranah konkret (menggunakan, mengurai, merangkai, memodifikasi, dan membuat) dan ranah abstrak (menulis, membaca, menghitung, menggambar, dan mengarang) sesuai dengan yang dipelajari di sekolah dan sumber lain yang sama dalam sudut pandang/teori.

B. Basic Competence and Indicators

Basic Competences	Indicators
3.3 Membandingkan fungsi sosial, struktur teks, dan unsur kebahasaan beberapa teks prosedur lisan dan tulis dengan memberi dan meminta informasi terkait resep makanan/ minuman dan manual, pendek dan sederhana, sesuai dengan konteks penggunaannya.	3.3.4 Mention the purpose of recipe procedure 3.3.5 Mention the ingredients and steps of recipe procedure
4.3 Menangkap makna secara kontekstual terkait fungsi sosial, struktur teks, dan unsur kebahasaan teks prosedur lisan dan tulis, sangat pendek dan sederhana, dalam bentuk resep dan manual.	4.3.3 Create a procedure of recipe

C. Learning Objectives

- 3.3.1 After reading the text in video through power point slides and discussing, students are able to mention the purpose of recipe procedure correctly
- 3.3.2 After reading the text accessing in Google drive and discussing, students are able to mention the ingredients and steps of recipe procedure correctly
- 4.3.1 After reading the text in video through power point slides, students are able to create a procedure of recipe accurately

D. PPK/Character building

1. Religious
2. Responsibility
3. Collaboration

E. Learning Materials

- **Recipe Procedure text**

- **Structure:**

1. Goal : statement the aim or purpose
2. Ingredients : All thing what you need
3. Steps : method/way to make it

- **Language feature:**

- 1) Adverb of sequence ; adverb is used to show that an action takes place in sequent to an other; first, second, then, after that
- 2) Action verb : express physical/mental action ; cut, dice, pour, etc.
- 3) Adverb of Manner: modify the verb in a sentence, usually formed by adding 'ly'; generally, thoroughly, immediately.

F. Model, Approach and Method

Model : *Cooperative learning*

Approach : *Scientific-TPACK*


Method : Reading comprehension, giving assignment, discussion

H. Media, Platform and Resource

1. Media : text, PPT, video on YouTube, worksheet
2. Platform : WAG, Zoom App, Google Form, Google drive, Jam board
3. Tools : Laptop, mobile phone
4. Resource:
 - Hand book: Djatmika, Priyanto, A. D., & Dewi, I. K. (2019). *Passport to the world*. Solo: Tiga Serangkai Mandiri. Mulyono. (2018). *English Way*. Bogor: Quadra.
 - Module: Saefurrohman, P. (2019). *English for Practical Use*. Purwakerto: Kemendikbud.
 - Internet :

I. Learning Activities

Description of Activities	Time Allocation
Opening	10 minutes
<ol style="list-style-type: none"> 1. Teacher gives greeting to the students in WhatsApp Group (WAG) 2. Students fill the their attendance in Google form App and teacher gives the link in WAG 3. Students join the Zoom App through the link in WAG 4. Teacher and students pray together. The pray is leded by the chairman of the class. (Religious/Character building (PPK)) 5. Students and teacher do ice breaking. The rules are: Do what the teacher says, not what the teacher does. For example: Teacher says "Touch your eyes!" But he/she touch her/his nose. So, the students have to touch their eyes, not their nose. 6. Students and teacher do apperception by answering some questions that related with teaching material about procedure of recipe. (4C-Communication) "What is your favourite food?" "Can you cook/make it by yourself?" "If you want to cook/make it by yourself, but you do not know how the way, what should you do first?" 7. Students listen the teacher's explanation about today's lesson, objectives and activities of learning 	
Main Activity	45 minutes
<ul style="list-style-type: none"> - Organization <ol style="list-style-type: none"> 8. Students are divided into 5 students in each group 	

<p>9. Each group get the worksheet that accessing with the link https://docs.google.com/document/d/1tWFrkijTrVGj3j1nJ4zZoTNcTep4mYT/edit?usp=sharing&oid=100237566159449470227&rtpof=true&sd=true</p> <p>10. Students get the direction from teacher what they should do the assignment</p>	
<p>- Presenting information</p> <p>11. Students read the text 1 on video about text procedure of recipe through the power point slides (How to make fried rice) with the link https://www.youtube.com/watch?v=nFWm3XIBLIQ (TPACK)</p>  <p>12. Students gives responds and opinion the teacher's questions about the text (Communicative)</p> <p>13. Students read the text 2 through power point slides (How to make fried Noodles) by accessing with the link in Google drive (TPACK) https://docs.google.com/document/d/1tWFrkijTrVGj3j1nJ4zZoTNcTep4mYT/edit?usp=sharing&oid=100237566159449470227&rtpof=true&sd=true</p> <p>14. Student listen the teacher explanation about the structure (the goal, ingredients and steps), language feature (Adverb of sequence, action verb, and manner)</p> <p>- Guiding discussion of group</p> <p>15. Students compare about two text and fill their work sheet 1 about the structure (the goal, ingredients and steps), language feature (Adverb of sequence, action verb, and manner) – Critical Thinking</p> <p>16. Students are discussing with their friends by accessing the link of Jam board (Collaborative)</p> <p>17. Each group submit their work to Google drive (HOTS-TPACK) https://drive.google.com/drive/folders/1jb7PRpxyC06KDOueaWbMdUPAQcbITv4?usp=sharing</p> <p>18. Each group present their work (Communicative)</p> <p>19. Students get appreciation from the teacher</p> <p>20. Teacher and students evaluates the students' work</p> <p>21. Students get the reinforcement about recipe procedure through the slides of PPT</p> <p>22. Students are given the chance to ask question</p>	
<p>Closing</p>	<p>15 minutes</p>
<p>22. Students do evaluation with accessing the link to Google drive (TPACK) https://docs.google.com/document/d/1svlZKiqLxQhyEIE4FvIWCG4AKdeQ/edit?usp=sharing&oid=100237566159449470227&rtpof=true&sd=true</p> <p>23. Students fill their work sheet 2 (create procedure based on the picture) and submit it to Google drive (HOTS-TPACK) https://drive.google.com/drive/folders/1jb7PRpxyC06KDOueaWbMdUPAQcbITv4?usp=sharing</p> <p>24. Students fill the reflection paper with the link Google form in WAG https://forms.gle/CpURCrGpFs5TgP94A (TPACK)</p>	

25. Students get enrichment assignment from the teacher (Difference manual procedure and recipe with the link <https://www.youtube.com/watch?v=uAOiPacK8sE> (TPACK-HOTS))
26. Students get motivation a moral value (be responsible doing something)
27. Teacher informs the next day's lesson and activity
28. Teacher and students pray together
29. Teacher says closing and say thanking to students that joining the Zoom App
30. Teacher and students leave the meeting

J. Assessment

Aspect	Technique	Instrument
Cognitive	• Written test	True -False
Skill	• Written test	Essay
Spiritual-social attitude	• Observation	Scale

- **Remedial**
Remedial is given to students who get low score through doing a test or individual guiding

- **Enrichment**
The enrichment is given to students by giving assignment and giving advance material

1. **Attachment 1 : Learning material**
2. **Attachment 2 : Students' worksheet**
3. **Attachment 3 : Sheet of assessment**
4. **Attachment 4 : Students' Reflection**

Approved by,
Headmaster of SMPIT Al
Ukhuwah

August 2021
English Teacher

Subakti Indrajaya, S.H.

Nunuy Wulan N, S.Pd

Learning Materials for reinforcement

Text 1 : on Video of Youtube <https://www.youtube.com/watch?v=nFWm3XIBLIQ>

Text 1 recipe procedure

Goal	How to make fried rice	
Ingredients	<ol style="list-style-type: none"> Two cups of rice Two eggs Salt and pepper Cooking oil Some vegetables and onions 	<p>Things what you need</p> <p>Amount of things</p> <p>First- Adverb of sequence</p>
Steps	<ol style="list-style-type: none"> Pour two eggs to the hot pan Add some salt and cooking oil Stir Pour the eggs into a bowl Pour some cooking oil into the hot pan Pour some rice to the pan Add some vegetable and onions Add some salt, white pepper and some cooked eggs to the pan Continue to stir the fried rice and serve the fried rice 	<p>Action verb</p>

Text 2 : Link Google drive

<https://docs.google.com/document/d/1eMtPnU6RyOX9RcJCQdlqoDydwNwR5zfA/edit?usp=sharing&oid=100237566159449470227&rtpof=true&sd=true>

Text 2 recipe procedure:

Goal	How to make Fried Noodles	
Ingredients	<p>Ingredients:</p> <ul style="list-style-type: none"> Noodles Chicken Vegetable, carrot, onion, green pepper Vegetable oil Teriyaki Sauce Salt 	<p>Things what you need</p>
Steps	<ol style="list-style-type: none"> Place the noodles in large pot of boiling water, turn the heat low and cover it. Dice and slice the chicken into half-inch pieces and deep fry them in an open skillet on high heat cups of vegetable oil a quarter cup of teriyaki sauce until it is cooked thoroughly. Then the ingredients in the skillet into a large bowl. Deep fry the vegetables in the oil teriyaki sauce until they are cooked and brown. Empty all the ingredients in the skillet into the large bowl. 	<p>Action verb</p> <p>Second- Adverb of sequence</p> <p>Adverb of manner</p>

	<p>4. Drain and rinse the noodles. Cook them in an open skillet with a small amount of vegetable oil and quarter cup of teriyaki sauce. When the oil and the sauce are no longer in the pan, empty the ingredients in the skillet into the large bowl</p> <p>5. Add 1 tsp. of salt and ½ tsp. of pepper. Stir all ingredients in the bowl until they are mixed well. Serve immediately</p>
--	--

Amount of things

Students' worksheet 1

Names of group :

Class :

Task 1

Link in Google drive: <https://docs.google.com/document/d/1sttZt-a9duarfMBJoVfuQ08gSJM6Ym-Q/edit?usp=sharing&ouid=100237566159449470227&rtpof=true&sd=true>

Observe and read about procedure of recipe that given the link by your teacher. Discuss with your group and fill the table below. No 1 has be done for you.

Text 1 :



No	Adverb of sequence	Action	Ingredients	Place/manner
1.	First	Pour	eggs	to the frying pan
2.				

The Goal of the recipe is	
The Ingredients consist of	2 eggs
The Steps consist of	1. Pour 2 eggs to the frying pan



Text 2 :

No	Adverb of sequence	Action	Ingredients	Place/manner
1.	First	Place	Noodles	In the large pot boiling water
2.				

The Goal of the recipe is	
The Ingredients consist of	- Noodles
The Steps consist of	1. Place the noodles In the large pot boiling water

Attachment 2

Students' worksheet 2

Name :



Class :

Task 2

Link Google drive:

<https://docs.google.com/document/d/1svlZKiqLxQhyEIE4FvIwCG4AKdeQ/edit?usp=sharing&oid=100237566159449470227&rtpof=true&sd=true>

Read again two texts how to make fried rice and how to make Fried Noodles. Then Fill up the table of pictures below. Look at the example or No 1.

 <p><i>Dreamtimes.com</i></p> <p>Two cups of rice</p> <p>.....</p>	 <p><i>Riu.com</i></p> <p>.....</p>	 <p><i>Malibuhkohsamui.com</i></p> <p>.....</p>
 <p><i>Palava.meattohome.in</i></p> <p>.....</p>	 <p><i>Shopclues.com</i></p> <p>.....</p>	 <p><i>en.wikipedia.org</i></p> <p>.....</p>
 <p><i>Coach.nine.com</i></p> <p>.....</p>	 <p><i>Seriousseat.com</i></p> <p>.....</p>	 <p><i>Recipetips.com</i></p> <p>.....</p>
 <p><i>Bearnakedfood.com</i></p> <p>.....</p>	 <p><i>Seriousseat.com</i></p> <p>.....</p>	

Attachment 3

Sheet of Assessment

A. Assessment of knowledge

No.	Name of Student	Score
1		
2		
3		

Criteria cognitive assessment:

- If the answer is correct, get 1 the point
- If the answer is wrong, get 0 point

$$\text{Score} : \frac{\text{The correct answer}}{\text{Total point (10)}} \times 100$$

B. Assessment of skill (Google Drive)

Criteria:

Score	Grade	Description
100	Excellent	All answers are appropriate, the grammar is correct
90-85	Very good	Some answer are not appropriate, grammar is correct
80-75	Good	Some answer are not appropriate, some mistakes in grammar
>75	Fair	Most of answer are not appropriate, Some mistakes in grammar

C. Assessment of Spiritual-social attitude

Student's name :

No.	Attitude	Indicator	1	2	3	4	5
1.	Religious	Students pray before/after studying fervently					
2.	Responsibility	Students show responsibility when collect the task					
3.	Collaboration	Students shows collaboration in discussion activity					

- 1 = poor
- 2 = fair
- 3 = good
- 4 = very good
- 5 = excellent

Attachment 4

The link Google form : <https://forms.gle/CpURCrGPfS5TgP94A>

Students' reflection

STATEMENT	YES	SOME	NO
1. I understand the recipe procedure			
2. I can analyse action verb, ingredients, adverb of sequence and manner in recipe procedure			
3. I can create recipe procedure			

Evaluation

Mark the statements T (True) or F (False)

1. We need rice, egg, salt, cooking oil, pepper, noodle, onion, vegetables to make a fried rice (...)
2. We should pour the cooking oil before we pour some rice (...)
3. We need add salt after we pour eggs to the frying pan (...)
4. We should stir the fried rice after we serve it (...)
5. We should pour the cooked eggs into bowl before we pour some rice to frying pan (...)
6. All of the ingredients are mixed in an open skillet (...)
7. We need eight different ingredients to make the dish (...)
8. We need cut the chicken into small pieces (...)
9. We should add salt and pepper into the bowl before we stir the ingredients in the bowl (...)
10. We should cook the chicken, the noodle, and the vegetables after we mix them (..)

Answer Key :

1. F
2. T
3. T
4. F
5. T
6. T
7. F
8. T
9. T
10. F