

Complimenting Others

Lesson Plan for Grade 10, SMKN 1 Blitar

Prepared by Heri Purnomo

Basic Competency 3.2 & 4.2

3.1. Menganalisis fungsi sosial, struktur teks, dan unsur kebahasaan pada ungkapan memberi selamat bersayap serta responnya, sesuai dengan konteks penggunaannya

4.1. Menyusun teks tulis dan mendemonstrasikan ungkapan memberi selamat bersayap (extended), dengan memperhatikan fungsi sosial, struktur teks, dan unsur kebahasaan yang benar dan sesuai konteks

OBJECTIVES

1. Given the examples of telling about complimenting others through the videos, students will be able to identify the word, expression, sentences used for complimenting others well.
2. Given the instruction and assignment to make the video about complimenting others, students will be able to compliment others correctly and responsibly.

Methods:

Project Based Learning

Reward Based Learning

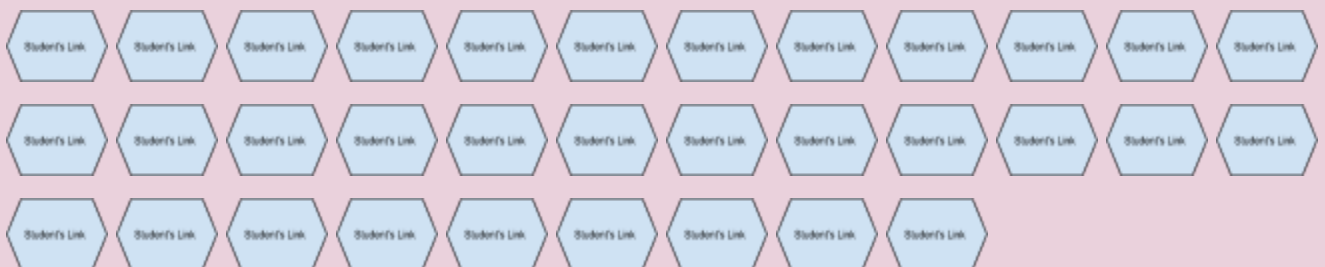
ACTIVITY

1. Driving Questions “How can we compliment others through video that makes more youtube viewers like?” (shared to the telegram group) and Give the instruction to the students to work in team (the team consist of 3 or 4 students)
2. Asking the students to design a plan for the project and the discussion can be done through Telegram Group. (the result of the discussion can be written on the SWAY they have)
3. Asking the students to watch the videos (youtube) which is about Intentions.
4. The Students are working on the project.
5. If students have difficulty or questions, they can write the question through the telegram group.
6. The students submit the project. (The students are presenting the project through the video)
7. Students watch the videos that have been made by their friend and give responses through telegrams.
8. Students get the **certificate of Achievement on Complimenting Others**

ASSESSMENT

1. Multiple Choice Test through [Google Classroom](#)
2. Portfolio for Project ([Telegram Group and Their SWAY](#))
3. Writing Test (link [Online English certification](#))

Students' Link



The Headmaster

The English Teacher


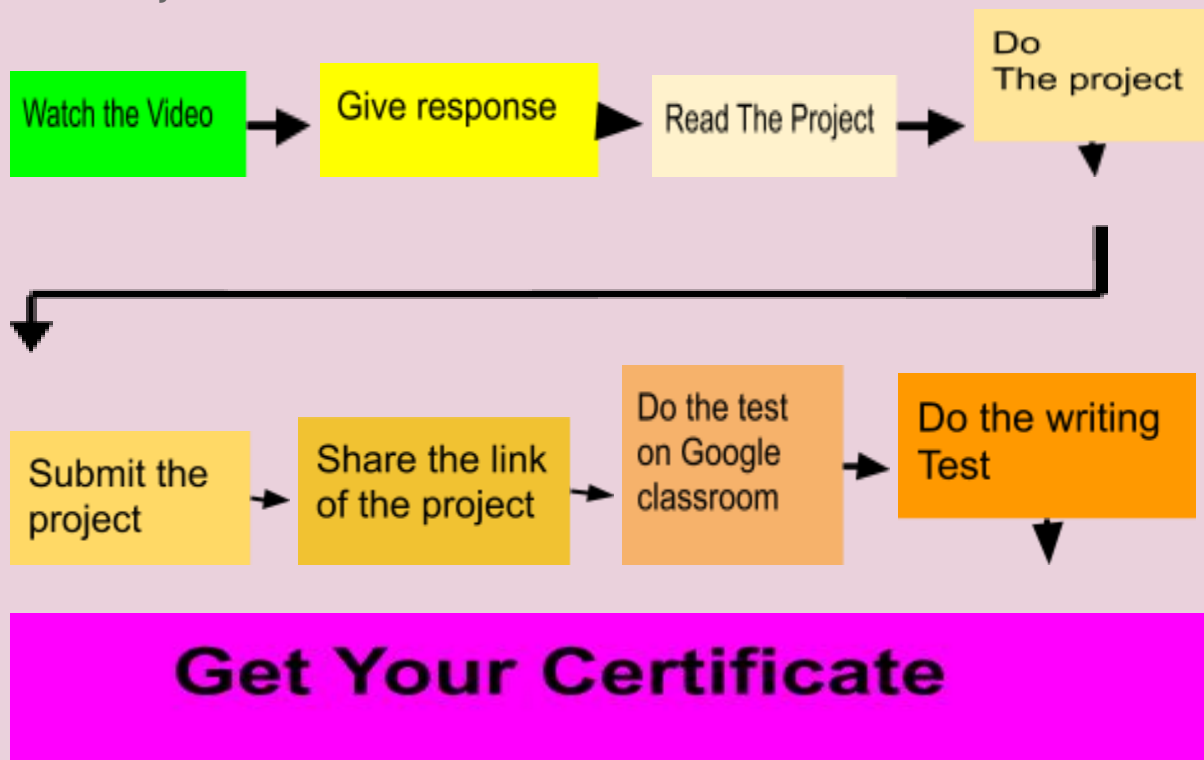
(.....)

(.....)

Link Penghasilan Tambahan Untuk Guru Hebat berkarya :click for [Daftar Menjadi anggota](#)

The Students Learning Steps (Shared to the students)

1. Watch the video. Follow the link.
2. Give Response. Follow the link.
3. Read the Project or assignment. Follow the link.
4. Do the project
5. Submit your assignment (project) and upload your video on your SWAY or Youtube
6. Write the link of your project on Telegram Group
7. Do the test on Google Classroom. Follow the link
8. Do the writing Test. Follow the link.
9. Get your Certificate



Link Penghasilan Tambahan Untuk Guru Hebat berkarya :click for [Daftar Menjadi anggota](#)

Project -Complimenting Others through the video

1. Write about complimenting others on your own SWAY and share the link to Telegram Group
2. Make your own video which describes about complimenting others
3. The duration is between `5 to 10 minutes.
4. Submit and Upload your video to youtube or your SWAY.
5. Share the link on telegram group.

The [Link to submit the video](#)

The [Link to Share your video](#)

The [Link to Google Classroom](#)

Link Penghasilan Tambahan Untuk Guru Hebat berkarya :click for [Daftar Menjadi anggota](#)

