

LESSON PLAN

School	: SMK INDUSTRI PERUNGGANAN PANJALU (IPP)
Subject	: English
Class/ Semester	: X/ 1
Topic	: Congratulating and Complimenting Others (Meeting 1)
Time Allocation	: 2 X 30 minutes (Video Conference)
Teacher	: EVI CAHYATI, S.Pd
E-mail	: evicahyati24@gmail.com

I. Kompetensi Inti :

KI-1 (Sikap Spiritual):

Menghayati dan mengamalkan ajaran agama yang dianutnya.

KI-2 (Sikap Sosial):

Menghayati dan mengamalkan perilaku jujur, disiplin, tanggung jawab, peduli (gotong royong, kerja sama, toleran, damai), bertanggung-jawab, responsif, dan proaktif melalui keteladanan, pemberian nasihat, penguatan, pembiasaan, dan pengkondisian secara berkesinambungan serta menunjukkan sikap sebagai bagian dari solusi atas berbagai permasalahan dalam berinteraksi secara efektif dengan lingkungan sosial dan alam serta dalam menempatkan diri sebagai cerminan bangsa dalam pergaulan dunia.

KI-3 (Pengetahuan):

Memahami, menerapkan, menganalisis, dan mengevaluasi tentang pengetahuan faktual, konseptual, prosedural dasar, dan metakognitif sesuai dengan bidang dan lingkup kajian *Bahasa Inggris* pada tingkat teknis, spesifik, detil, dan kompleks, berkenaan dengan ilmu pengetahuan, teknologi, seni, budaya, dan humaniora dalam konteks pengembangan potensi diri sebagai bagian dari keluarga, sekolah, dunia kerja, warga masyarakat nasional, regional, dan internasional.

KI-4 (Keterampilan):

Melaksanakan tugas spesifik dengan menggunakan alat, informasi, dan prosedur kerja yang lazim dilakukan serta memecahkan masalah sesuai dengan bidang kajian *Bahasa Inggris*. Menampilkan kinerja di bawah bimbingan dengan mutu dan kuantitas yang terukur sesuai dengan standar kompetensi kerja. Menunjukkan keterampilan menalar, mengolah, dan menyaji secara efektif, kreatif, produktif, kritis, mandiri, kolaboratif, komunikatif, dan solutif dalam ranah abstrak terkait dengan pengembangan dari yang dipelajarinya di sekolah, serta mampu melaksanakan tugas spesifik di bawah pengawasan langsung. Menunjukkan keterampilan mempersepsi, kesiapan, meniru, membiasakan, gerak mahir, menjadikan gerak alami dalam ranah konkret terkait dengan pengembangan dari yang dipelajarinya di sekolah, serta mampu melaksanakan tugas spesifik di bawah pengawasan langsung.

II. Kompetensi Dasar dan Indikator Pencapaian Kompetensi

Kompetensi Dasar	Achievement Indicators
3.2 Menganalisis fungsi sosial, struktur teks, dan unsur kebahasaan teks interaksi interpersonal lisan dan tulis yang melibatkan tindakan memberikan ucapan selamat bersayap (extended), dan responnya, sesuai dengan konteks penggunaannya.	3.2.1 Discovering the expressions of congratulating others and the responses in the dialogues. 3.2.2 Categorizing the expressions of congratulating others and the responses. 3.2.3 Completing some dialogues by using the expressions of congratulating others.
4.2 Menyusun teks interaksi interpersonal lisan dan tulis sederhana yang melibatkan tindakan memberikan ucapan selamat bersayap (extended), dan responnya dengan memperhatikan fungsi sosial, struktur teks, dan unsur kebahasaan yang benar dan sesuai konteks.	4.2.1 Making sentences using the expressions of congratulating others based on the situations given.

III. Learning Outcomes

1. After reading dialogues in the PowerPoint slides, the students are able to discover the expressions of congratulating others and the responses.
2. After finding the expressions used in the dialogues, the students are able to categorize the expressions of congratulating others and the responses correctly.
3. Working in pairs, the students are able to complete some dialogues with the expressions of congratulating and the responses correctly.
4. Given three situations, the students are able to make sentences using the expressions of congratulating others correctly.

IV. Learning Material

A. Congratulating and Complimenting Others

B. Definition:

- Congratulating : using expressions of one's sympathetic pleasure or joy on others' achievements or happiness. For example: winning the competition, having a baby, graduation, anniversary, birthday and getting promotion, etc.
- Complimenting : using expressions to appreciate or praise other people. Compliment is useful to give encouragement so that people will keep on doing their best and even improve their performance.

C. Social Function :

- Improving interaction and communication with others.
- Showing happiness and positive response of other success.
- Creating a good relationship with others.

D. Text structures:

- Opening expressions
- Expressions of Congratulating
Excellent!

You really did it well, Ali!

I'm so proud of you.

- Expressions of Complimenting
You look so fresh today.
You are a good student.
- Responding to congratulations and compliments:
Thank you.
That's very kind of you.

E. Language usage:

- Vocabularies related to the topic.
- Grammar: Adjective (great, fantastic, awesome, etc.), simple present tense, simple past tense.
- Clear, tidy, and correct spelling and punctuation
- Clear and correct pronunciation, intonation in giving spoken presentation.

V. Model and Learning Method

1. Approach : Scientific - TPACK.
2. Model : Discovery Learning
3. Method : Discussion, question and answer, assignment.

VI. Tools, Medias and Learning Resources

1. Tools : Laptop, Smartphone
2. Media : PPT, Google Classroom, WhatsApp Group, Google Meet, Jamboard :
 - Categorizing :
<https://jamboard.google.com/d/1L26fShtcNxcgHcWdek0lr8TBhviZqFqIMt24VQzHOx74/edit?usp=sharing>
 - Completing Dialogues : <https://jamboard.google.com/d/1JDPRwL50rlieYAmF-I9fBzLQck5pbUIheWrDpZG4hmk/edit?usp=sharing>

Google form:

- Making sentences : <https://forms.gle/64BtuzCEWVuXkYbv9>

3. Learning Resources :
 - Apandi. Modul Pembelajaran SMA Bahasa Inggris - Congratulations. You are the best. Kelas X.
 - Setijani and Prihartini. 2018. Bahasa Inggris untuk SMA/MA/SMK/MAK Kelas X (Wajib). Mediatama. Surakarta
 - Widiati, dkk. 2016. Bahasa Inggris SMA/MA/SMK/MAK Kelas X, Edisi Revisi. Kementerian Pendidikan dan Kebudayaan. Jakarta.
 - Dictionary
 -

VII. Learning Activities

Meeting 1

Activities	Learning Activities	Notes
Preliminary Activities (6 minutes)		
Online learning Activities using Google meet.	<ol style="list-style-type: none"> 1. Teacher and students greet one another. 2. Teacher and students pray together before starting the lesson. 3. Teacher check students' attendance list and their condition. 4. Teacher asks the students to be ready to learn and be disciplined in following the learning activities. 5. Teacher gives apperception by congratulating students: Congratulations, you will learn the second topic of this semester. Etc. 6. Teacher tells students the learning outcomes. 7. Teacher motivates students by giving compliments and relating the topic to their life. 	Collaborative Religious Discipline Communication (4Cs)
Main Activities (48 minutes)		
Observing Stimulation	<ol style="list-style-type: none"> 1. Teacher show a video related to the topic. 2. Teacher and students discuss about the video. 3. Teacher gives some written dialogues of congratulating others. 4. Students read the dialogues carefully to find the expressions of congratulating. 5. Teacher and students discuss about the expressions that used in the dialogues. 	Slides PPT (TPACK) Video (Youtube) Collaboration
Questioning Problem Statement	<ol style="list-style-type: none"> 6. Teacher asks students some questions related to the topic. For examples: <ul style="list-style-type: none"> • Have you ever congratulated someone? • Why did you congratulate him/her? • When will you use congratulating expressions? 7. Students are allowed to ask the teacher some questions related to the topic to improve their knowledge. 	Critical thinking Communication (4Cs)
Collecting the data	<ol style="list-style-type: none"> 8. Students collect the data by categorizing the expressions of congratulations and the responses. 	Critical thinking Jamboard
Associating Processing the Data	<ol style="list-style-type: none"> 9. Students apply the expressions of congratulating by filling in the blanks of dialogues. 10. Students create sentences using expressions of congratulating. 	Critical thinking Jamboard Google form
Verification Generalization	<ol style="list-style-type: none"> 11. Teacher and students check the result of students' work (filling in the blanks of dialogues). 12. Teacher and students discuss the result of students' work. 	Collaboration
Communicating	<ol style="list-style-type: none"> 13. Students read/ mention the answers of their works. 	Collaboration

	14. Teacher and students give feedback to one another.	Communication
Closing Activities (6 minutes)		
	<ol style="list-style-type: none"> 1. Guided by the teacher, students conclude the learning material today. 2. Students reflect what they have learned. 3. Teacher gives a brief explanation about activities for the next meeting. 4. Teacher closes the learning session. 	Collaboration

VIII. Assessment

1. Attitude assessment : Observation
2. Cognitive Assessment : Questions and Answers
3. Skill Assessment : Present/ Practice

IX. Remedial Program

Students who haven't passed the minimum score are assigned to read other references and make other dialogues using the expressions of congratulating others and the responses. They are allowed to use another learning resources such as; book and google.

X. Enrichment Program

Students who have passed the minimum score are asked to enrich and depend their understanding by creating another dialogue using the expressions of congratulating others or creating a congratulations card based on their idea creatively. They are allowed to use another learning resources such as; book and google.

Approved
Headmaster of School,

Ciamis, August 8th 2021.
English Teacher,

IWAN SETIAWAN, S.Pd., M.Si
NIP. 196909261992121001

EVI CAHYATI, S.Pd

Instrument of Attitude Assessment

School : SMK INDUSTRI PERUNGGAN PANJALU (IPP)
 Subject : English
 Class/ Semester : X/ 1

I. Observation

No	Name	Aspect			Score	Final Score	Predicate
		AP	RS	DS			
1							
2							
3							

Notes:

AP : Active Participation
 RR : Responsibility
 DS : Discipline

Scoring Rubric:

4 = Always
 3 = Usually
 2 = Sometimes
 1 = Seldom

$\text{Final Score} = \frac{\text{Score Obtained}}{12} \times 100$
--

II. Self-Assessment

No	Description	Yes	No	Score Obtained	Final Score	Predicate
1	Sharing my ideas and opinion during the discussion.					
2	Each member has opportunities to give their ideas.					
3	I do participate in creating sentences and dialogues in our discussion.					
4	I do participate in presenting the result of our discussion					

1. Scoring Rubric = Yes = 100, No = 50
2. Final Score = Score Obtained:4
3. Predicate
 - 75,01 – 100,00 = Sangat Baik (SB)
 - 50,01 – 75,00 = Baik (B)
 - 25,01 – 50,00 = Cukup (C)
 - 00,00 – 25,00 = Kurang (K)

Instrument of Cognitive Assessment

School : SMK INDUSTRI PERUNGGAN PANJALU (IPP)
Subject : English
Class/ Semester : X/ 1
Topic : Congratulating and Complimenting Others

Basic Competence :

3.2 Menganalisis fungsi sosial, struktur teks, dan unsur kebahasaan teks interaksi interpersonal lisan dan tulis yang melibatkan tindakan memberikan ucapan selamat bersayap (extended), dan responnya, sesuai dengan konteks penggunaannya.

Achievement Indicator :

3.2.2 Categorizing (C4) the expressions of congratulating others and the responses.

Complete the following table with the expressions of congratulations and the responses you find in the preceding dialogues.

Congratulating Expressions	Responses
.....
.....
.....
.....
.....

Answer key:

Congratulating:

1. Congratulations
2. I am very happy for you.
3. That's wonderful.
4. Well done.
5. That was great

Responses:

1. Thank you very much. This is because you always help me.
2. Thank you. I cannot forget your collaboration with me.
3. Oh, thanks.
4. Thank you for saying so.
5. Thanks. I'm glad you think so.

Scoring Rubric		
Correct	=	10
Not correct	=	0
Maximum score	=	100

$$\text{Final score} = \frac{\text{Total of Correct Score} \times 100}{100}$$

Instrument of Cognitive Assessment

School : SMK INDUSTRI PERUNGGAN PANJALU (IPP)
Subject : English
Class/ Semester : X/ 1
Topic : Congratulating and Complimenting Others

Basic Competence :

3.2 Menganalisis fungsi sosial, struktur teks, dan unsur kebahasaan teks interaksi interpersonal lisan dan tulis yang melibatkan tindakan memberikan ucapan selamat bersayap (extended), dan responnya, sesuai dengan konteks penggunaannya.

Achievement Indicator :

3.2.3 Completing (C3) some dialogues by using the expressions of congratulating others.

Answer Key:

1. Wonderful
2. What's news?
3. Good luck
4. It's good
5. Popular business
6. Thanks a lot
7. Congratulations
8. I'm glad you think so
9. New hair cut
10. Mentioning

Scoring Rubric

Correct	=	10
Not correct	=	0
Maximum score for Congratulating dialogues	=	100

$$\text{Final score} = \frac{\text{Total of Correct Score} \times 100}{100}$$

Instrument of Skill Assessment

School : SMK INDUSTRI PERUNGGAN PANJALU (IPP)
 Subject : English
 Class/ Semester : X/ 1
 Topic : Congratulating and Complimenting Others

Basic Competence :
 4.2 Menyusun teks interaksi interpersonal lisan dan tulis sederhana yang melibatkan tindakan memberikan ucapan selamat bersayap (extended), dan responnya dengan memperhatikan fungsi sosial, struktur teks, dan unsur kebahasaan yang benar dan sesuai konteks.

Achievement Indicators:
 4.2.1 Making sentences using the expressions of congratulating others.

Instructions: Make sentences based on the situation given below:

A. Congratulating Others

<p>Situation 1 Your sister has graduated from a husbandry program in a famous university.</p>
<p>Expressions of Congratulating</p>
<p>Situation 2 Tomy has just been promoted to be the branch manager of feed factory in Tangerang.</p>
<p>Expressions of Congratulating</p>
<p>Situation 3 Your father has built a new closed house.</p>
<p>Expressions of Congratulating</p>

Answer Key: Based on student's opinion/ answer.

Scoring Rubric

Aspect	Description	Score
Completeness	• Make 3 expressions of congratulating others	3
	• Make 2 expressions of congratulating others	2
	• Make 1 expressions of congratulating others	1
Content	• The expressions of congratulating are suitable with the situations given.	3
	• The expressions of congratulating are quite suitable with the situations given.	2
	• The expressions of congratulating are not suitable with the situations given.	1

Language use	• Infrequent errors that do not impede comprehension.	3
	• Limited numbers of errors that are not serious and do not impede comprehension.	2
	• Frequent errors that impede comprehension.	1

$$\text{Final score} = \frac{\text{Score Obtained}}{9} \times 100$$

LEARNING MATERIAL
CONGRATULATING AND COMPLIMENTING OTHERS


A. Congratulating Others

Have you ever congratulating someone? Why did you congratulate someone? Congratulations is some utterance or words to congratulate someone regarding his or her success or luck. It shows that we are happy to them. When you want to praise someone for their achievements and when something nice has happened to them, you can simply say 'congratulations'. For examples:

1. Congratulations my best friend!
2. Congratulations on your achievement!

Read the following dialogues carefully.

Dialogue 1.



Dialogue 2



Saying congratulations can be done in **formal and informal** way. So, you can say:

Formal congratulations	Informal Congratulations
<ul style="list-style-type: none"> ▪ Let me congratulate you ▪ I would be the first to congratulate you on... ▪ I would like to congratulate you on ▪ Please accept my warmest congratulations. ▪ May I congratulate you. ▪ Let me offer you my congratulations on your success. ▪ I must congratulate you on your promotion. 	<ul style="list-style-type: none"> ▪ Congratulations! ▪ I'm very happy of you! ▪ That's wonderful! ▪ Good for you! ▪ Best of luck! ▪ Well done! ▪ Fantastic job! ▪ Nice one. ▪ Good!

If you have just gotten a congratulation, you should accept it gracefully. You can accept a congratulation with several different expressions.

Responding to Congratulations
<ul style="list-style-type: none"> ▪ It's very good of you to say so. ▪ Thank you, I can't forget your help to me. ▪ How nice of you to say so. ▪ Thank you very much for saying so. ▪ I'm glad you think so. ▪ Oh, actually it's nothing special. ▪ Oh, I have a lot to learn yet. ▪ Oh, not really. ▪ Oh, nothing to it, actually. ▪ Oh thanks. ▪ Thank you. It is because you always support me.

Read the following dialogues carefully. Pay attention to the expressions used to congratulate people. Pay attention also to the responses.

Dialog 1.

After a long struggle and hard work, Alif is finally appointed as the director of a national company where he works. Many of his friends who work at the same company congratulate him.

Samuel : Alif, congratulations. You deserved it, Man.

Alif : Thank you very much. This is because you always help me.

Sinta : I am very happy for you, Alif. Now, that you are the director of the company, I believe the company will develop even faster.

Alif : *(replies with a happy tone)* Thank you. I cannot forget your collaboration with me, and I will still need your help.

Dialogue 2.

Other friends shake his hands and congratulate him too.

Deni : That's wonderful, Alif.

Alif : Oh, thanks.

Santi : Good for you. Good luck.

Alif : Thank you very much.

Bejo : Well done.

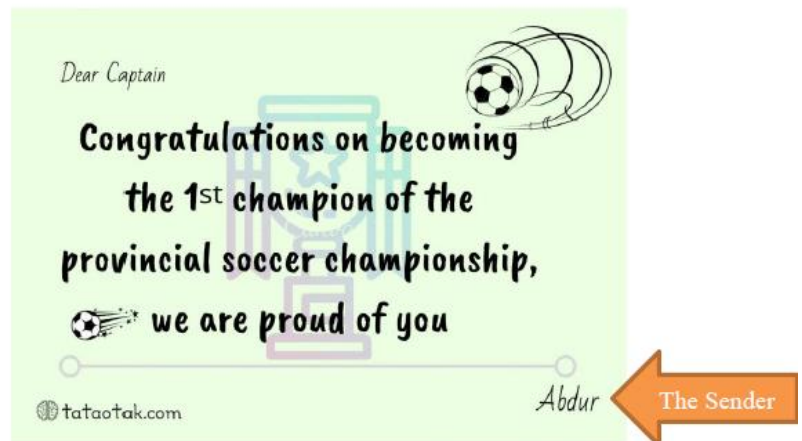
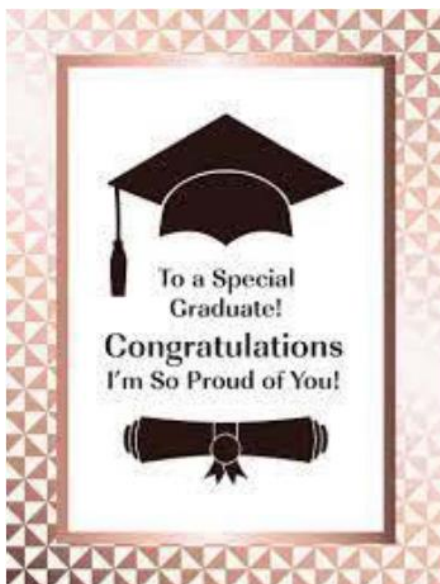
Alif : Thank you for saying so.

Ivan : That was great. You must be very proud of your achievement.

Alif : Thanks. I'm glad you think so. But I still have to learn a lot.

Congratulating Cards.

Read the following congratulating cards.



The generic structures of congratulating cards depend on the form and design of the card. There are three common elements that used in writing congratulating cards: receiver, body and sender.

1) Receiver

Kepada siapa kartu ucapan itu ditujukan? Tulislah nama penerima jika diperlukan.

2) Body

Biasanya bagian ini berisi tulisan yang menarik dengan dilengkapi beberapa unsur yaitu:

Quote : *Kutipan yang berhubungan dengan peristiwa.*

Picture : *Lengkapi kartu ucapan anda dengan gambar agar menarik.*

Expression : *Gunakan Congratulation Expression.*

3) Sender

Siapa pengirim kartu ucapan tersebut? tulislah nama pengirim jika diperlukan.

B. Complimenting Others.

Giving compliment to other is a simple way to maintain our relationship with them. Compliments bring positive feelings because someone has noticed something about you and they deemed worthy of praise.

Read the following dialogue carefully.

Dialogue 1



Dialogue 2



Compliment is an expression to appreciate or praise other people. Compliment is useful to give encouragement so that people will keep on doing their best and even improve their performance.

When to express compliment:

- On daily basis,
- When someone has done his/her best,
- When you visit someone's house for the first time,
- If you notice something new about someone's appearance.

Can you think of other situations when you need to compliment?

There are many expressions that we can use to express compliments:

1. Your + Noun Phrase + is/looks/sounds/tastes + (really) + Adjective
Your dress is really beautiful!
Your mom looks so young and fit
Your voice sounds amazing
Your cooking tastes very delicious

2. I + (really) + like/love + Noun Phrase
I really like your poem
I like your new haircut. You look cool.
I love this cake! You baked it yourself?

3. This/That + is + (really) + Adjective + Noun Phrase
This is the best song I've listened to this year
That's an awesome painting
This is really a great talent
That is really a breathtaking landscape

4. What a/an + Adjective + Noun Phrase
What a lovely house!
What a cute kitten!
What an amazing painting

5. Idioms
You are a smart cookie
You are out of this world
You rock
You slay
You killed it!
That's my man!

When we get compliments, we should give good responds in order to appreciate their compliments. We can respond to the compliments by saying thanks or by using the sentences below.

Responding to Compliments

- Thanks/Thank you.
- Thank you for saying that.
- I appreciate that.
- That means a lot.
- That's really nice/kind of you.
- It's all because of...
- You too.
- I'm glad you enjoyed/liked it.
- I'm glad you think so.
- I worked hard on it.

Read the following dialogue about complimenting others carefully.

Alya : I think that you look very cute today.

Bunga : Is that right? This is a brand-new outfit.

Alya : What store did you get it from?

Bunga : I went to a boutique and picked it out.

Alya : I love your outfit right now.

Bunga : Well, I think you look nice today too.

Alya : Thanks. I found these new shoes earlier at the store.

Bunga : I think that those are some really nice shoes.

Alya : Really. The price isn't too expensive.

Bunga : I'm going to go get a pair for myself.

Summary

A. Congratulations is some utterances or words to congratulate someone regarding his or her success or luck. It shows that we are happy to them. When you want to praise someone for their achievements and when something nice has happened to them, you can simply say 'congratulations'. For examples:

1. Congratulations my best friend!
2. Congratulations on your achievement!
3. A : I have best mark on my Maths test yesterday.
B : That's great. Congratulations.

B. Complimenting is an expression to appreciate or praise other people. Compliment is useful to give encouragement so that people will keep on doing their best and even improve their performance.

1. Your + Noun Phrase + is/looks/sounds/tastes + (really) + Adjective
Your dress is really beautiful!
2. I + (really) + like/love + Noun Phrase
I really like your poem
3. This/That + is + (really) + Adjective + Noun Phrase
This is the best song I've listened to this year
4. What a/an + Adjective + Noun Phrase
What a lovely house!
5. Idioms
You are a smart cookie
You are out of this world